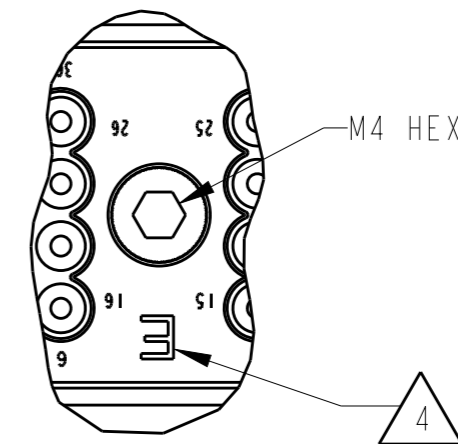
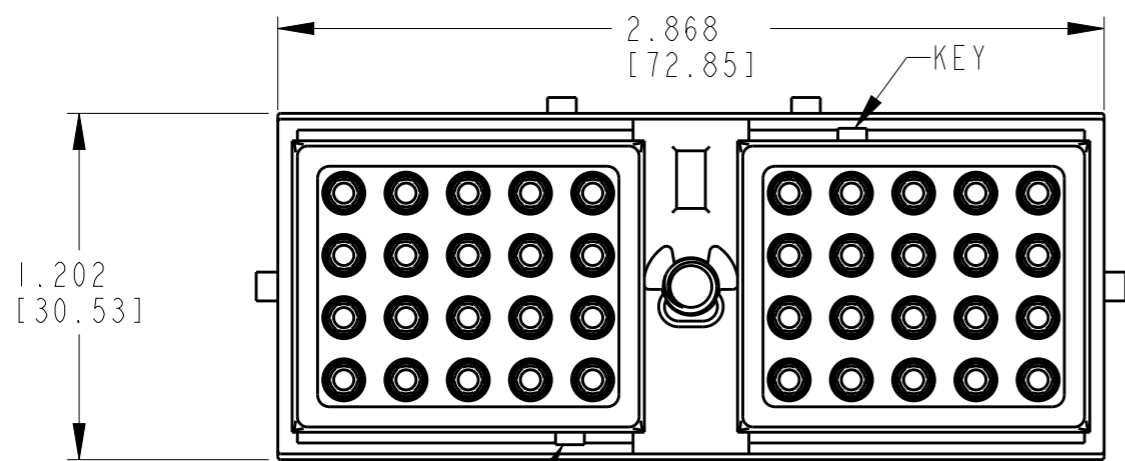


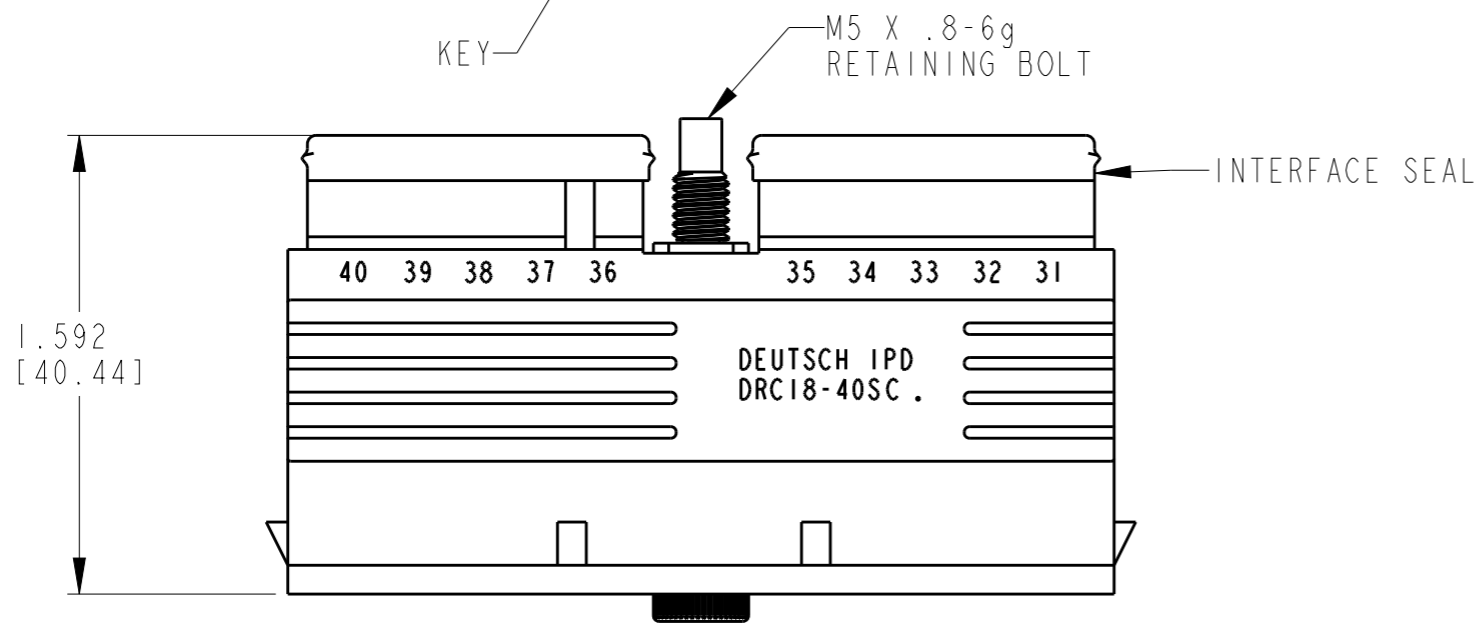
THIS DRAWING IS UNPUBLISHED. RELEASED FOR PUBLICATION 2017
 © COPYRIGHT 2017 BY -TE CONNECTIVITY ALL RIGHTS RESERVED.

REVISIONS					
P	LTR	DESCRIPTION	DATE	DWN	APVD
	C	REVISED PER PCN E-17-013177	13JUN2017	SS	DM

SEAL TYPE	CONTACT SIZE	MIN. INSUL. OD [mm]	MAX. INSUL. OD [mm]	WIRE RANGE [mm ²] REF ONLY
4	NORMAL	.100 [2.540]	.134 [3.404]	14-18 AWG [2.0-.75]
E	16	.053 [1.346]	.120 [3.048]	14-20 AWG [2.0-0.50]



TOP VIEW



TE INTERNAL PN	DEUTSCH PN
DRC18-40SC	DRC18-40SC
DRC18-40SCE	DRC18-40SCE

6. MATERIAL: PLUG: PPS GF40(BLACK)
 SEAL/GROMMET: VMQ(RED-ORANGE)
 CLIP: STEEL, UNPLATED
 BOLD: STAINLESS STEEL WITH SILVER PLATING AN MAY TARNISH.

5. MATING TORQUE REQUIREMENT: 25-28 IN-LB [2.82-3.16 Nm].

4. WHEN X = E: MARK LETTER "E" STAMPING IDENTIFIES "E" SEAL.
 WHEN X = BLANK: IDENTIFIES "NORMAL" WIRE SEAL (NOT SHOWN).

3. THIS PLUG MATES WITH DRC12-40PCX-XXXX;DRC13-40PC-XXXX;
 DRC14-40PCX-XXXX (XXXX=ALL MODIFICATIONS).
 CONSULT FACTORY FOR MODS.

2. FOR CONTACTS AND WIRE PERFORMANCE AND APPLICATION
 CHARACTERISTICS, SEE ENVELOPE DRAWING 0425-015-0000.

1. PLUG IS SUPPLIED WITH DUST CAP, 0515-001-4005 (NOT SHOWN).

NOTES:

THIS DRAWING IS A CONTROLLED DOCUMENT.		DWN J. APOSTOL 13JUL2000	TE Connectivity	
DIMENSIONS: INCHES [mm]		CHK D. MEYER 21JUL2000		
TOLERANCES UNLESS OTHERWISE SPECIFIED:		APVD R. REED 21JUL2000	NAME PLUG KEY ARRANGEMENT -C- SERVICEABLE CONTACTS DRC 40 SERIES	
0 PLC ± 1 PLC ± 2 PLC ± 3 PLC ±.025 [.635] 4 PLC ± ANGLES ±0°30'0"		PRODUCT SPEC -	SIZE A3 CAGE CODE 4AFU8 DRAWING NO. DRC18-40SCX RESTRICTED TO -	
MATERIAL 6		APPLICATION SPEC -	SCALE 1.5:1 SHEET 1 OF 1 REV C	
FINISH		WEIGHT -	CUSTOMER DRAWING	