

DRC16-70SAE-PP05 ✓ ACTIVE

DEUTSCH | DEUTSCH DRC

TE Internal #: DRC16-70SAE-PP05

Housing for Female Terminals, Wire-to-Wire, 70 Position, .216 in [5.49 mm] Centerline, Sealable, Black, Wire & Cable, Power & Signal

[View on TE.com >](#)



Connectors > Automotive Connectors > Connector Housings > DEUTSCH DRC HOUSINGS



Connector & Housing Type: **Housing for Female Terminals**

Mating Pin Diameter: **1.59 mm [.063 in]**

Connector System: **Wire-to-Wire**

Number of Positions: **70**

Centerline (Pitch): **5.49 mm [.216 in]**

[All DEUTSCH DRC HOUSINGS \(103\)](#)

Features

Product Type Features

Connector & Housing Type	Housing for Female Terminals
Connector System	Wire-to-Wire
Sealable	Yes
Hybrid Connector	No
Primary Locking Feature	Contact Retainer
Connector & Contact Terminates To	Wire & Cable

Configuration Features

Blank Cavity Position	0
Number of Positions	70
Number of Rows	5

Electrical Characteristics

Operating Voltage	250 VAC
Nominal Voltage Architecture	12 V, 24 V, 48 V



Body Features

Cable Exit Angle	180°
Body Material	PPS GF
Primary Product Color	Black
Connector Code	A

Contact Features

Mating Pin Diameter	1.59 mm[.063 in]
Contact Current Rating (Max)	13 A

Mechanical Attachment

Mounting Feature	Without
Terminal Position Assurance	No
Strain Relief	Add By Accessory
Mating Alignment Type	Polarized
Connector Mounting Type	Cable Mount (Free-Hanging)

Housing Features

Centerline (Pitch)	5.49 mm[.216 in]
--------------------	------------------

Dimensions

Product Width	103.99 mm[4.094 in]
Product Length	41.73 mm[1.643 in]
Product Height	36.06 mm[1.421 in]
Row-to-Row Spacing	5.49 mm[.216 in]

Usage Conditions

Operating Temperature (Max)	125 °C[257 °F]
Operating Temperature Range	-55 – 125 °C[-67 – 257 °F]

Operation/Application

Circuit Application	Power & Signal
---------------------	----------------

Industry Standards

Agency/Standard	SAE J2030
Degree of Protection	IP68, IP6K9K
UL Flammability Rating	20mm Flame Test per Standard UL-94

Packaging Features

Packaging Quantity	50
--------------------	----

Packaging Method	Box
------------------	-----

Other

Serviceable	Yes
Connector Position Assurance Capable	No

Product Compliance

[For compliance documentation, visit the product page on TE.com>](#)

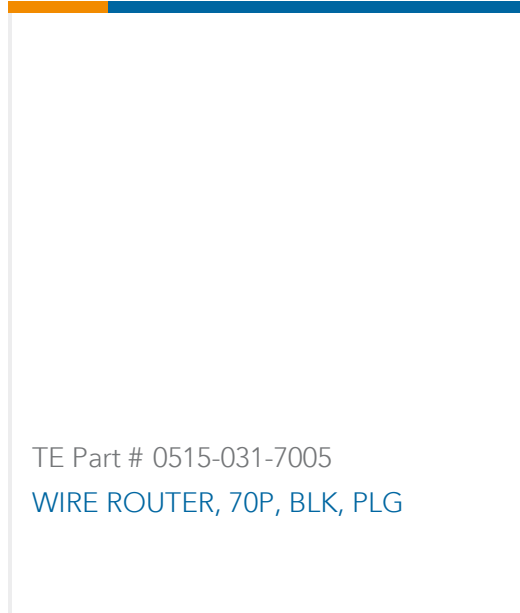
EU RoHS Directive 2011/65/EU	Compliant
EU ELV Directive 2000/53/EC	Compliant
China RoHS 2 Directive MIIT Order No 32, 2016	No Restricted Materials Above Threshold
EU REACH Regulation (EC) No. 1907/2006	Current ECHA Candidate List: JUL 2021 (219) Candidate List Declared Against: JUL 2021 (219) Does not contain REACH SVHC
Halogen Content	BFR/CFR/PVC Free, but Br/Cl >900 ppm in other sources.
Solder Process Capability	Not reviewed for solder process capability

Product Compliance Disclaimer

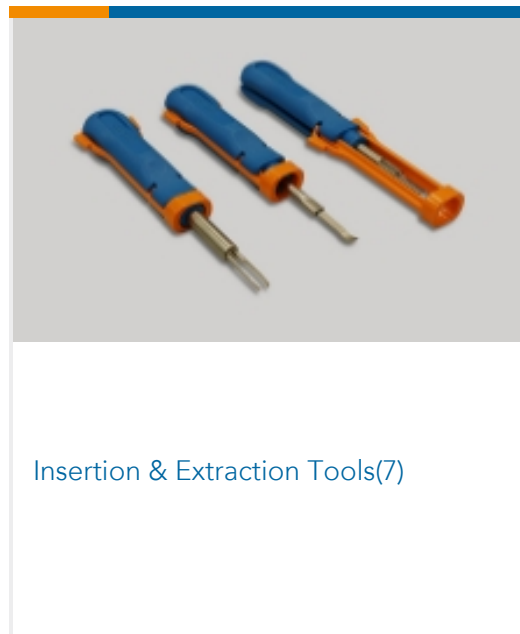
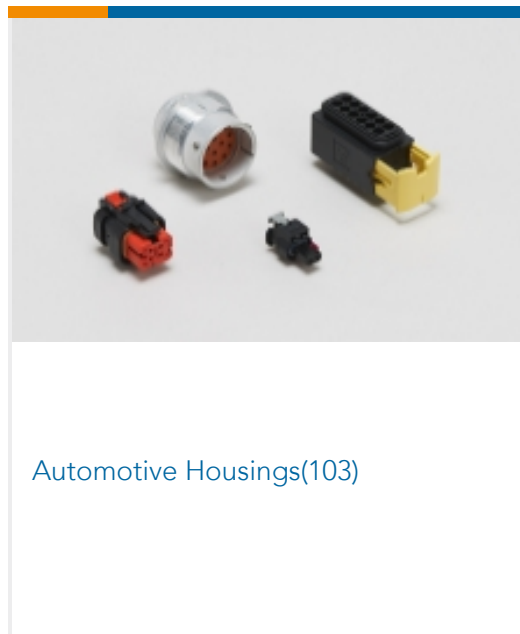

This information is provided based on reasonable inquiry of our suppliers and represents our current actual knowledge based on the information they provided. This information is subject to change. The part numbers that TE has identified as EU RoHS compliant have a maximum concentration of 0.1% by weight in homogenous materials for lead, hexavalent chromium, mercury, PBB, PBDE, DBP, BBP, DEHP, DIBP, and 0.01% for cadmium, or qualify for an exemption to these limits as defined in the Annexes of Directive 2011/65/EU (RoHS2). Finished electrical and electronic equipment products will be CE marked as required by Directive 2011/65/EU. Components may not be CE marked. Additionally, the part numbers that TE has identified as EU ELV compliant have a maximum concentration of 0.1% by weight in homogenous materials for lead, hexavalent chromium, and mercury, and 0.01% for cadmium, or qualify for an exemption to these limits as defined in the Annexes of Directive 2000/53/EC (ELV). Regarding the REACH Regulation, the information TE provides on SVHC in articles for this part number is based on the latest European Chemicals Agency (ECHA) 'Guidance on requirements for substances in articles' posted at this URL: <https://echa.europa.eu/guidance-documents/guidance-on-reach>

Compatible Parts

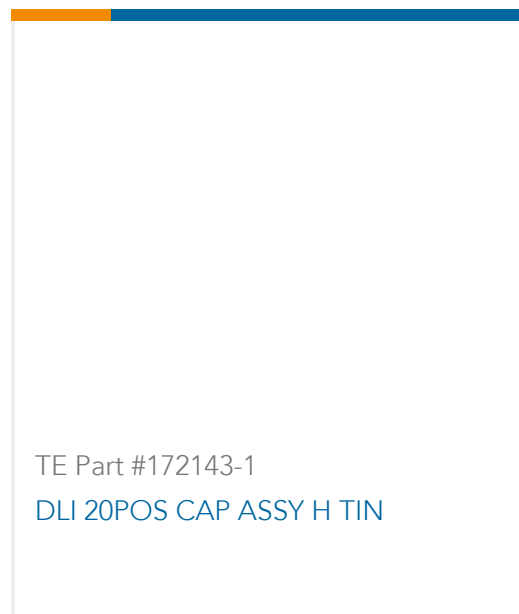



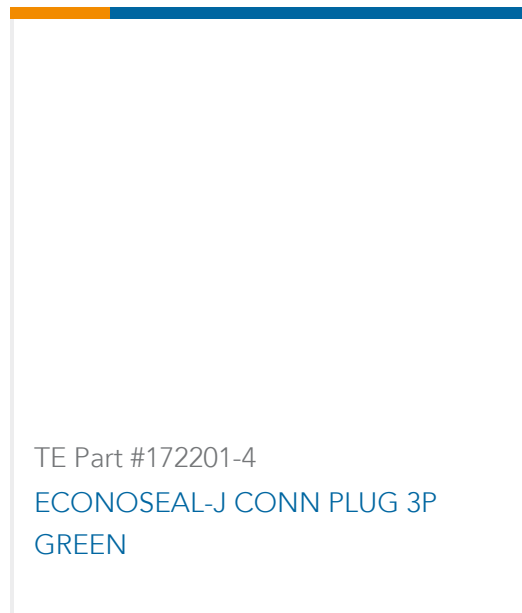


Also in the Series | **DEUTSCH DRC**



Customers Also Bought





Documents

Product Drawings

[PLG, 70P, BLK, E, SL BD, BOLT LEAD-IN, A](#)

English

CAD Files

[3D PDF](#)

3D

Customer View Model

[ENG_CVM_CVM_DRC16-70SAE-PP05_B.2d_dxf.zip](#)

English

Customer View Model

[ENG_CVM_CVM_DRC16-70SAE-PP05_B.3d_igs.zip](#)

English

Customer View Model

[ENG_CVM_CVM_DRC16-70SAE-PP05_B.3d_stp.zip](#)

English

By downloading the CAD file I accept and agree to the [Terms and Conditions](#) of use.

Product Specifications

[Application Specification](#)

English

Agency Approvals

[UL Report](#)

English

[UL Report](#)

English