

Customer Information Sheet

DRAWING No.: M22-220XXXX

SHEET 2 OF 2

IF IN DOUBT - ASK

©

NOT TO SCALE

THIRD ANGLE PROJECTION

ALL DIMENSIONS IN mm

SPECIFICATIONS:

MATERIAL:

MOULDING = NYLON 9T, ULV94V-0
CONTACTS = BRASS

FINISH:

45 = GOLD
46 = 100% TIN

ELECTRICAL:

CURRENT RATING = 2A
VOLTAGE RATING = 100V AC/DC
DIELECTRIC WITHSTANDING = 800V AC MIN
INSULATION RESISTANCE = 1,000MΩ MIN

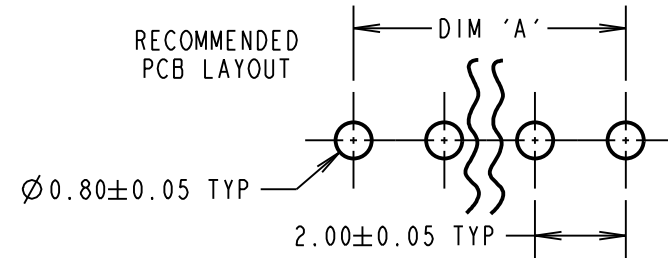
ENVIRONMENTAL:

TEMPRETURE RANGE = -25°C TO +85°C
FOR COMPLETE SPECIFICATION, SEE COMPONENT SPECIFICATION CO18XX (LATEST ISSUE)

NOTES:

1. ALL TOLERANCES ARE ±0.20 UNLESS SOTHERWISE STATED.

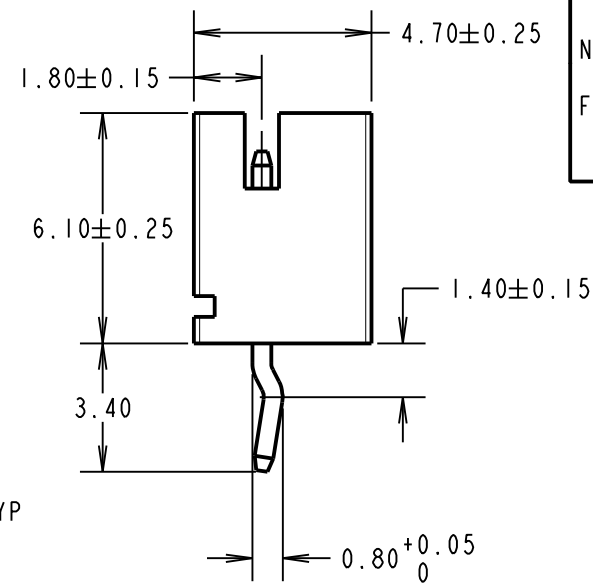
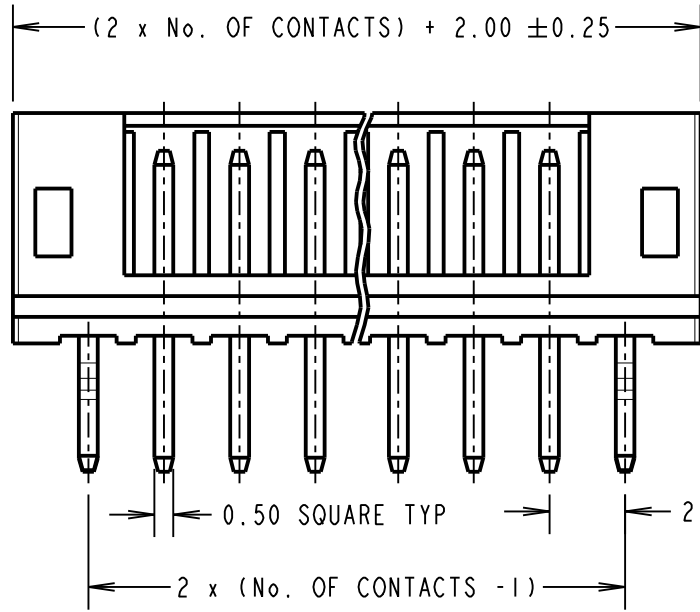
RECOMMENDED PCB LAYOUT



Active products:
M22-2200246
M22-2200445
M22-2200446
M22-2200546

OBSOLETE
All other size/finish combinations not listed

ORDER CODE:
M22-220XXXX
No. OF CONTACTS: 02 TO 08
FINISH:
45 = GOLD
46 = 100% TIN



MSP	12	15.06.15	12803
NAME	ISS.	DATE	C/NOTE
APPROVED: M.PERREN			
CHECKED: S.BENNETT			
DRAWN: M.PERREN			
CUSTOMER REF.:			
ASSEMBLY DRG:			



www.harwin.com
technical@harwin.com

THIS DRAWING AND ANY INFORMATION OR DESCRIPTIVE MATTER SET OUT HEREON ARE CONFIDENTIAL AND COPYRIGHT PROPERTY OF THE HARWIN GROUP AND MUST NOT BE DISCLOSED, LOANED, COPIED OR USED FOR MANUFACTURING, TENDERING OR FOR ANY OTHER PURPOSE WITHOUT THEIR WRITTEN PERMISSION.

TOLERANCES
X = ±1mm
X.X = ±0.50mm
X.XX = ±0.10mm
X.XXX = ±0.01mm
ANGLES = ±5°
UNLESS STATED

MATERIAL: SEE ABOVE
FINISH: SEE ABOVE
S/AREA: mm²

TITLE: 2mm VERTICAL SHROUDED PIN HEADER
DRAWING NUMBER: M22-220XXXX
SHT 2 OF 2