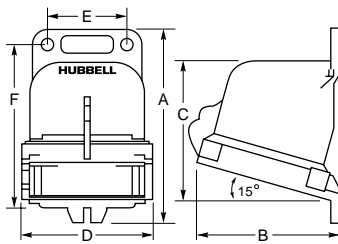
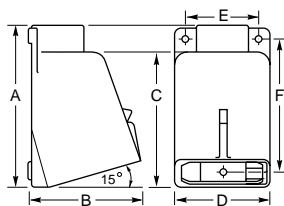


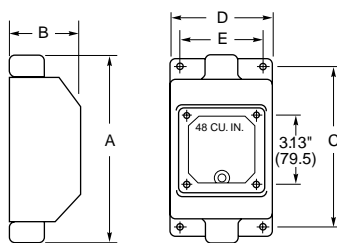
Pin and Sleeve Watertight Device Accessories



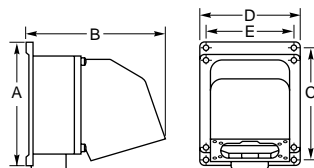
Non-Metallic Back Box



Metallic Angle Box



Metallic Feed-Thru Box



Metallic Four-Way Box



HBL2030AP



AA2030PS



Non-Metallic Back Box

Description	N.P.T. Hub Size	A Inch (mm)	B Inch (mm)	C Inch (mm)	D Inch (mm)	E Inch (mm)	F Inch (mm)	Cubic Inch Capacity	Catalog Numbers
Back box for 20 & 30A devices.	1" *	5.67" (144.0)	4.44" (112.8)	4.05" (102.9)	3.91" (99.3)	2.35" (59.7)	4.92" (125.0)	30.00"	BB2030N
Back box for 60A devices.	1 1/4" **	7.76" (197.0)	5.16" (131.0)	5.87" (149.0)	4.72" (120.0)	2.99" (76.0)	6.94" (176.0)	70.00"	BB60N
Back box for 100A devices.	1 1/2" ***	8.21" (209.0)	6.23" (158.0)	6.31" (160.3)	5.71" (145.0)	3.99" (101.0)	7.41" (188.0)	120.00"	BB100N

Notes: *Hub is not included; order one of the following Racco part numbers: *1" = 1704, **1 1/4" = 1705, ***1 1/2" = 1706.

These boxes meet IP 67 requirement and Type 4X requirements when installed with a watertight conduit hub.

Metallic Back Box

Description	N.P.T. Hub Size	A Inch (mm)	B Inch (mm)	C Inch (mm)	D Inch (mm)	E Inch (mm)	F Inch (mm)	Cubic Inch Capacity	Catalog Numbers
Back box for 16, 20, 30 & 32A devices.	3/4"	5.12" (130.2)	4.00" (101.6)	4.19" (106.4)	3.75" (95.3)	3.00" (76.2)	4.00" (101.6)	30.00"	BB201W
Back box for 16, 20, 30 & 32A devices.	1"	5.12" (130.2)	4.00" (101.6)	4.19" (106.4)	3.75" (95.3)	3.00" (76.2)	4.00" (101.6)	30.00"	BB301W
Back box for 60A devices.	1 1/4"	7.25" (184.2)	5.25" (133.4)	6.00" (152.4)	4.50" (114.3)	3.75" (95.3)	6.19" (157.2)	80.00"	BB601W
Back box for 60A devices.	1 1/2"	7.25" (184.2)	5.25" (133.4)	6.00" (152.4)	4.50" (114.3)	3.75" (95.3)	6.19" (157.2)	80.00"	BB602W
Back box for 100A devices.	1 1/2"	8.12" (206.4)	6.75" (171.5)	6.88" (174.6)	5.50" (139.7)	4.75" (120.7)	6.94" (176.2)	130.00"	BB1001W
Back box for 100A devices.	2"	8.12" (206.4)	6.75" (171.5)	6.88" (174.6)	5.50" (139.7)	4.75" (120.7)	6.94" (176.2)	130.00"	BB1002W
Feed thru box for 16, 20, 30 & 32A devices.	3/4"	8.25" (209.6)	3.06" (77.8)	7.14" (181.4)	4.50" (114.3)	3.75" (95.3)	-	48.00"	FT202W
Feed thru box for 16, 20, 30 & 32A devices.	1"	8.25" (209.6)	3.06" (77.8)	7.14" (181.4)	4.50" (114.3)	3.75" (95.3)	-	48.00"	FT302W
Four-way box for 60 & 100A devices.	1 1/2"	8.75" (222.3)	9.75" (247.7)	7.75" (196.9)	6.75" (171.5)	6.00" (152.4)	-	210.00"	FW60100

Note: These boxes are cast aluminum, suitable for IP54 requirements and are finished with enamel paint. These boxes withstand a 500-hour salt spray test as well as UL rain tight and external icing test.

Straight Wall Box Adapter

Description	Catalog Numbers
Adapts 16, 20, 30 & 32A Watertight IEC Pin and Sleeve devices to two gang, device mount, FD boxes.	HBL2030AP

Angle Wall Box Adapter

Description	Catalog Numbers
Adapts 16, 20, 30 & 32A Watertight IEC Pin and Sleeve devices to standard wall boxes.	AA2030PS

Note: Adapts 20 and 30A Watertight Pin and Sleeve receptacle to single, two gang standard wall box and 4" or 4 1/16" square.