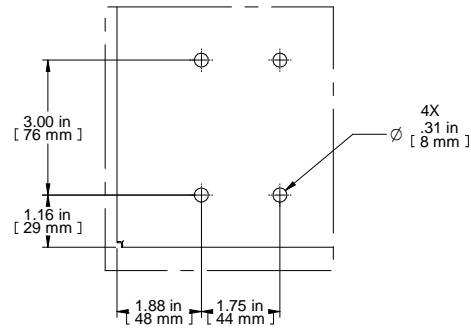
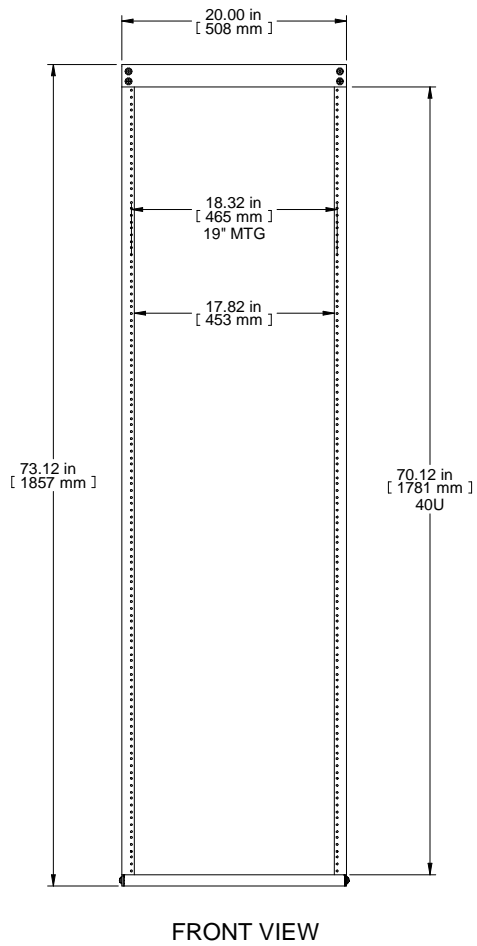


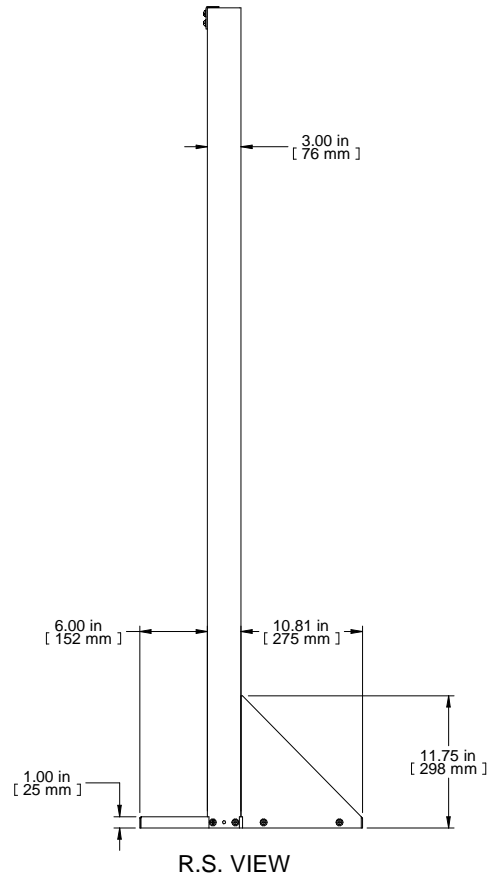
A
TOP VIEW



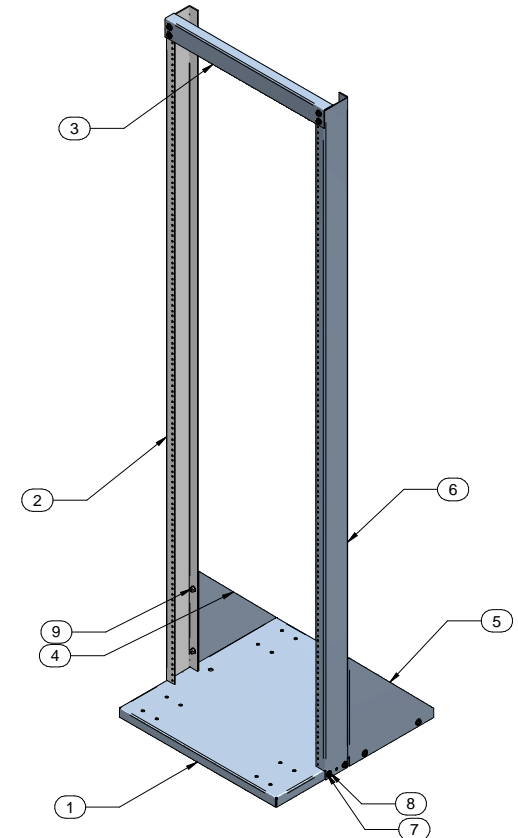
DETAIL A
TYPICAL
EACH CORNER



FRONT VIEW



R.S. VIEW



Item Number	Title	Quantity
1	DNRRLDK - BASE	1
2	DNRRLDK - L.H. RAIL	1
3	DNRRLDK - TOP ANGLE	1
4	DNRRLDK - L.H. SUPPORT GUSSET	1
5	DNRRLDK -R.L.H. SUPPORT GUSSET	1
6	DNRRLDK - R.H. RAIL	1
7	1/4" FLAT WASHER	16
8	SCREW 1/4-20 X 5/8 RND HD ZP	16
9	NUT 1/4-20	16

PART NUMBERS

DNRR1970LDK | PAINTED BLACK THIN FILM

NOTES

Shipped Knock-Down for Ease and Protection
Assembly Hardware Included
See Hammond Website for More Information and Accessories

Français

Pour tous les détails sur nos produits,
svp veuillez consulter notre site www.hammondmfg.com
Data subject to change without notice. Isometric drawing not to scale.
Les données sont sujettes à changement sans préavis.



PART NO. DNRR1970LDK