

**REVISIONS**

SYM	DESCRIPTION	DATE	APPROVED
B	REV PER EO 00029	12-7-67	LM
C	REV SCREW LENGTHS	2-26-68	LM
D	REV SCREW LENGTHS PER L5	6-10-68	LM
E	ADDED KNURL & NOTE 5. UPDATED TABLE II.	11/7/68	LM
F	REV PER DCN 00301	12-7-68	H.S.
G	REV PER DCN 01400.	4-18-72	N.B.
H	REVISED PER DCN 03485	11-27-78	C. V.
J	REVISED PER DCN 07112	3-31-88	D. L.
K	REVISED PER DCN # 07609	10-18-88	U.N

**TABLE III**

SYM	FINISH
A	CADMIUM PLATE/BRIGHT DIP
B	QQ-P-416, TYPE I, CLASS 3
C	CAD PLATE/OLIVE DRAB
D	QQ-P-416, TYPE II, CLASS 3
E	IRIDITE/GOLD, MIL-C-5541,
F	TYPE I, GRADE C, CLASS 3
G	HARD CHROME
H	QQ-C-320, TYPE II, CLASS 2A
I	CAD PLATE/ BRIGHT DIP
J	OVER
K	ELECTROLESS NICKEL
L	ELECTROLESS NICKEL
M	MIL-C-26074A, CLASS 1
N	CAD PLATE/OLIVE DRAB
O	NICKEL (QQ-N-290)
P	NICKEL PLATE
Q	QQ-N-290, CLASS 2
R	CAD PLATE (QQ-P-416)
S	OVER
T	NICKEL (QQ-N-290)
U	14-2 LEACHED IRIDITE
V	MIL-C-5541
W	SPECIAL PER P.O.
X	
Y	
Z	

**TABLE II**

CLAMP SIZE	CABLE RANGE MIN	CABLE RANGE MAX	Y DIM ±.031	ITEM 7 SIZE LG
1	.062	.125	.750	1/2
2	.125	.250	.937	1/2
3	.250	.375	1.031	5/8
4	.312	.500	1.125	3/4
5	.437	.625	1.187	7/8
6	.562	.750	1.312	7/8
7	.687	.875	1.437	1
8	.812	1.000	1.562	1
9	.937	1.125	1.687	1
10	1.062	1.250	1.812	1
11	1.187	1.375	2.187	1
12	1.312	1.500	2.281	1
13	1.437	1.625	2.406	1
14	1.562	1.750	2.531	1
15	1.687	1.875	2.656	1
16	1.812	2.000	2.781	10

**TABLE I**

DASH NO	SHELL SIZE SERIES 43 SERIES	A THREAD CLASS 2A	B DIA ±.031
9	A	1/2-20 UNF	.593
12	B	1/4-24 UNF	.812
15	C	3/16-20 UNF	.937
18	D	1-28 UN	1.156

5. THIS ADAPTER IS DESIGNED TO FIT THE CONNECTOR FOLLOWER SUB-ASSEMBLY - DISASSEMBLY PART ONLY.



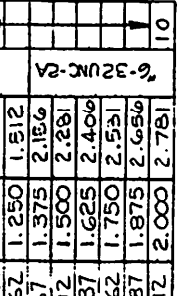
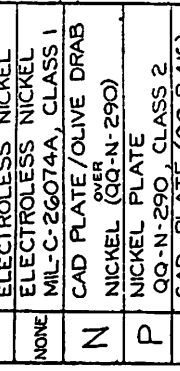
1 FOR EFFECTIVE GROUNDING, CONNECTOR WITH A PLATE BETWEEN SHOULD BE USED.

3 WHEN CABLE DIAMETER EXCEEDS INSIDE DIAMETER OF CONNECTOR SHELL TWO PIECE ADAPTER WILL BE SUPPLIED. B DIA DOES NOT APPLY.

2 STANDARD MINIMUM LENGTH FOR ONE PIECE IS 1.25; FOR TWO PICES 1.75. FOR SHORTER LENGTH, CONSULT FACTORY.

1. ASSEMBLY IDENTIFIED WITH MANUFACTURERS NAME AND P/N, SPACE PERMITTING.

NOTES:



**LIST OF MATERIAL OR PARTS LIST**

ITEM	REQD	PART NO.	DESCRIPTION	MATERIAL OR SPEC.	FINISH OR SPEC.
8	AR	STOCK	WASHER, LOCK		PASSIVATE
7	AR	SEE TABLE II	SCREW, FIL HD		
6	AR	M11638 -	CLAMP SADDLE		
5	AR	M11637 -	CLAMP BODY		SEE TABLE III
4	AR	M11634 -	GLAND NUT		
3	I	M11603 -	FERRULE, RFI		
1	I	M3508 -	ADAPTER	AL ALLOY	SEE TABLE III

**UNLESS OTHERWISE SPECIFIED**

DIMENSIONS ARE IN INCHES

TOLEANCES ON

FRACTIONS DECIMALS ANGLES

± .16 ±.0015 ± 2°

RMS FINISH UNLESS OTHERWISE SPECIFIED

DO NOT SCALE THIS DRAWING

RELEASE DATE 1-15-70

THE INFORMATION CONTAINED HEREIN IS THE PROPERTY OF GLEN AIR, INC. AND IS NOT TO BE DISCLOSED TO ANY OTHER PARTY WITHOUT THE WRITTEN PERMISSION OF GLEN AIR, INC. THIS DRAWING IS THE PROPERTY OF GLEN AIR, INC. AND IS NOT TO BE REPRODUCED OR TRANSMITTED IN ANY FORM OR BY ANY MEANS, ELECTRONIC OR MECHANICAL, INCLUDING PHOTOCOPYING, RECORDING, OR BY ANY INFORMATION STORAGE AND RETRIEVAL SYSTEM.

NON-REPARABLE UNLESS OTHERWISE SPECIFIED

COMMERCIAL ITEM

DC 3800S

**GLEN AIR, INC.**  
1811 AIRWAY - GLENDALE 1, CALIFORNIA 91207

**LIGHTWEIGHT ADAPTER ASSEMBLY WITH RFI SHIELD TERMINATION FOR MICRODOT MARC 43153 SERIES CONNECTORS**

CODE IDENT. NO. **06324** C

SCALE **1** WEIGHT **1** OF **1**

REV **K**

**LIST OF MATERIAL OR PARTS LIST**

DRAWN **L. MILLER** 12-6-67

CHECK **T. DANK** 12-10-67

ENGR **G. G. GIBBS** 12-23-68

DES **T. J. GIBBS** 5-24-71

WEIGHT **1.27** 1/15-70

PROD **G. G.**

APPR **G. G.**

APPROVED **G. G. GIBBS**

**PART NUMBER DEVELOPMENT;**

EXAMPLE: G3508 - 12 5 - 2.25 C B

BASIC NO G3508

DASH NO 12

TABLE I FINISH SYMBOL

CLAMP SIZE TABLE II

TABLE III OMIT FOR ELECTROLESS NICKEL

LENGTH IN INCHES

CABLE ENTRY LESS STRAIN RELIEF

OMIT SYMBOL FOR CLAMP WITH 'S.R.'