


FUJITSU Component Thermal Printer FTP-66E Series (6-inch thermal printer)

Fujitsu 12V and 24V, 6" high or low speed, easy loading thermal printer

Overview

The FTP-66EMCL Series, printing on 6-inch wide paper, is an ultra compact thermal printer that can be driven by either 12V or 24V. Our unique platen removal design allows easy access for both loading paper and maintenance. Both high speed and low speed versions are available.

The FTP-66EMCL Series can be used for a variety of applications such as test & measurement equipment, informational kiosks, ticket issuing terminals, label printers and medical equipment.



FTP-66EMCL101

Features

- **Platen open structure**
Paper jam-free / easy maintenance
- **Multi-feature metal frame**
The rugged metal frame provides excellent ESD performance, is shock/vibration resistant and the heat-sink allows for continuous printing
- **6-inch (156mm) wide paper width**
- **Label paper available**
Straight paper pass
- **Printing speed**
HIGH SPEED: FTP-66EMCL001/101/112: it can print at 100mm/s
LOW SPEED: FTP-66EMCL051/151/162: it can print at 10mm/minute (max. 25mm/s)
- **UL File No. E171434**
- **RoHS compliant**

Item	Part Number
Printer mechanism	FTP-66EMCL001/051 (without adaptor board, without lever cap)
	FTP-66EMCL101/151 (with adaptor board, without lever cap)
	FTP-66EMCL112/162 (with adaptor board, with lever cap)
Lever cap (optional)	FTP-66EMP0495
LSI for driving	FTP-62ECU101
Interface board	FTP-62EDSL101#01-R (Font: ANK, Thai, JIS Kanji, Traditional Chinese)
	FTP-62EDSL101#02-R (Font: ANK, Thai, Traditional Chinese)
Cables	USB FTP-629Y301#01-R
	Head FTP-62EY001-R
	Power FTP-629Y601-R

Item	Specifications	
Part number	FTP-66EMCL001/101/112/051/151/162	
Printing method	Thermal-line dot method	
Dot structure	1152 dots/lines (effective printing dot number 1696 dot/lines)	
Dot pitch (horizontal)	0.125mm (dot density 8 dots/mm)	
Dot pitch (vertical)	0.125mm (dot density 8 dots/mm)	
Effective printing area	144 mm	
Paper	Width	150-156mm (adaptor is required for 150mm width paper)
	Thickness	60-100µm
Operating voltage	For print head	MCL001/101/112 12V ±10% (538 dots, current peak 8.0A) 24V ±10% (high speed: 256 dots, low speed; 1050 dots, current peak 8.0A)
		MCL051/151/162 24V ±10% (high speed: 256 dots, low speed; 1050 dots, current peak 8.0A)
	For motor	MCL001/101/112 12V/24V ±10% current: 1 phase 0.6A, 2 phase: 1.2A
		MCL051/151/162 24V±10% current: 1 phase 0.4A, 2 phase: 0.8A
For logic	3.3V ±5% 0.2A maximum or 5V ±5%, 0.3A maximum	
Printing speed	MCL001/101/112 (high speed)	12V max. 50mm/sec. (400 dotlines/sec.)* 24V max. 100mm/sec. (800 dotlines/sec.)*
	MCL051/151/162 (low speed)	24V 10mm/min - 50mm/sec. (400 dotlines/sec.)**
Dimensions	MCL001/101/112	194.6 x 55.2 x 26.0mm (WxDxH, except lever)
	MCL051/151/162	208.4 x 57.9 x 30.0mm (WxDxH, except lever)
Weight (Printer mech)	MCL001	Approximately: 420g
	MCL101/112	Approximately: 430g
	MCL051	Approximately: 425g
	MCL151/162	Approximately: 435g
Head life	Pulse resistance: 100 million pulse/dot (under Fujitsu Components' standard conditions) Abrasion resistance: paper traveling distance 50km (print ratio: 12.5% or less)	
Operating environment	Operating temperature***	0°C to 50°C
	Operating humidity****	20 to 85% RH
	Storage temperature	-10°C to +60°C
	Storage humidity	5 to 90% RH
Detection function	Head temperature detection	Thermistor
	Paper out / mark detection	Photo sensor
Recommended thermal sensitive paper	High sensitive paper	TF50KS-E4
	Standard paper	PD150R, TF60KS-E*****
	Medium life storage paper	TP60KS-F1*****, P220VBB-1*****
	Long life storage paper	PD160R

*: At 25°C high speed mode, using specified thermal paper

**: At 25°C batch printing mode, using specified thermal paper

***: +5° to +40°C printing density assurance range

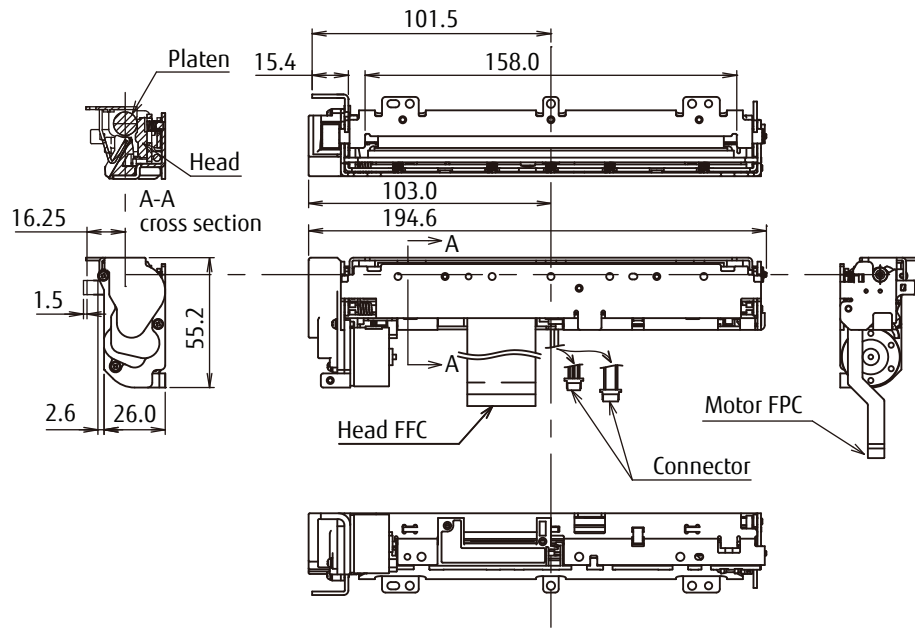
****: Gradual decrease 12 to 52%RH in the range of +40°C to +50°C

*****: Only for high speed type

■ Dimension

- Printer mechanism: 8-inch

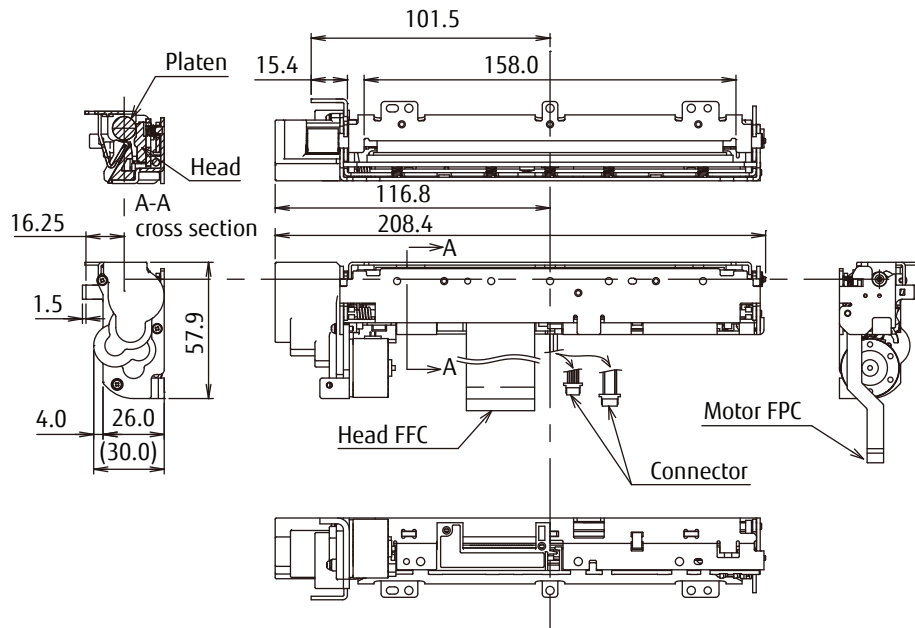
FTP-66EMCL001 - High Speed



Note: 1. Dimensions are nominal value, tolerance $\pm 0.5\text{mm}$ unless otherwise specified.

Unit: mm

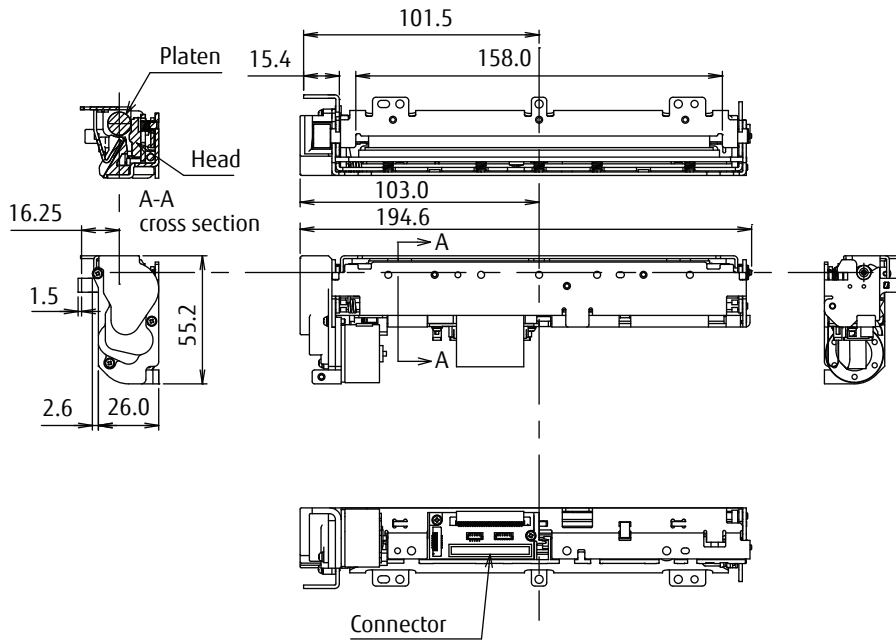
FTP-66EMCL051 - Low Speed



Note: 1. Dimensions are nominal value, tolerance $\pm 0.5\text{mm}$ unless otherwise specified.

Unit: mm

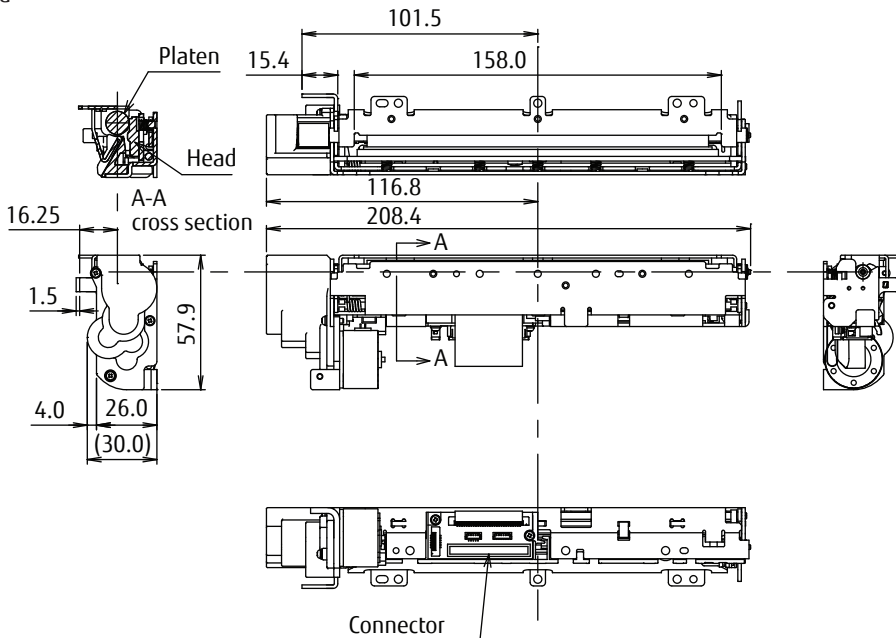
FTP-66EMCL101 - High Speed



Note: 1. Dimensions are nominal value, tolerance ± 0.5 mm unless otherwise specified.

Unit: mm

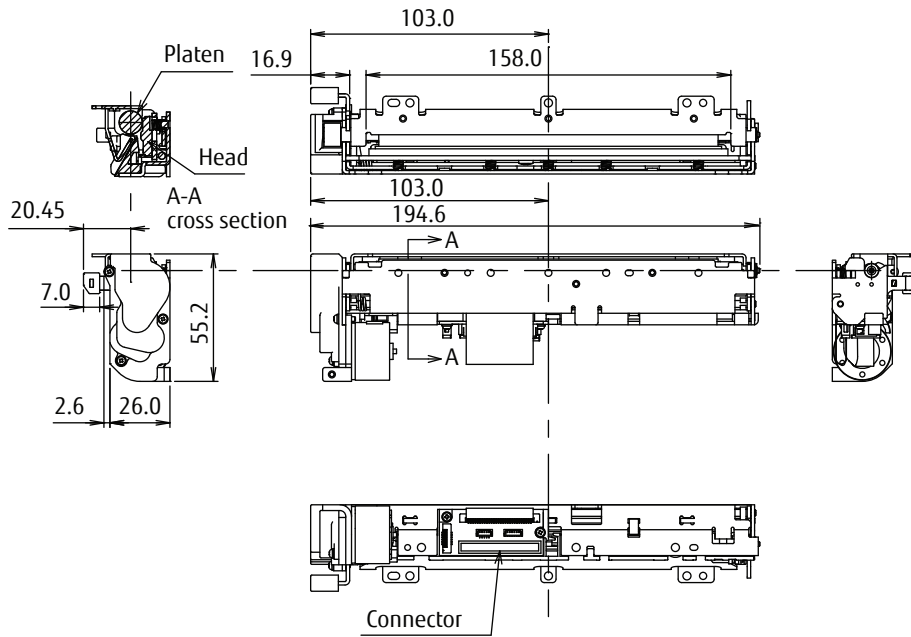
FTP-66EMCL151 - Low Speed



Note: 1. Dimensions are nominal value, tolerance ± 0.5 mm unless otherwise specified.

Unit: mm

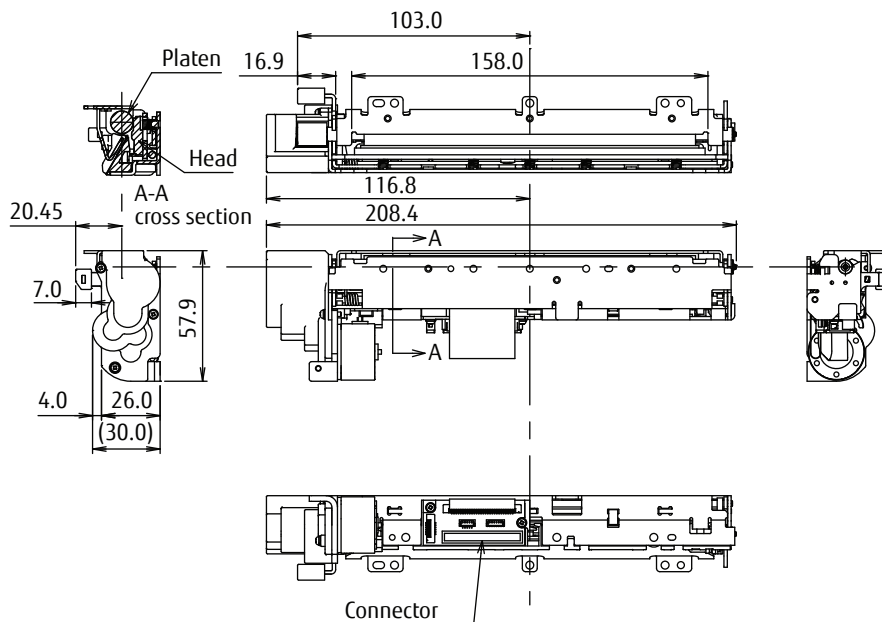
FTP-66EMCL112 - High Speed



Note: 1. Dimensions are nominal value, tolerance $\pm 0.5\text{mm}$ unless otherwise specified.

Unit: mm

FTP-66EMCL162 - Low Speed



Note: 1. Dimensions are nominal value, tolerance $\pm 0.5\text{mm}$ unless otherwise specified.

Unit: mm

FTP-66EMCL001/051

■ Printer FFC (thermal head)

- Thermal head FPC (contact pitch 1mm)

No	Signal	I/O	Contents
1	VH	I	Thermal head power supply
2	VH	I	
3	VH	I	
4	VH	I	
5	DO	I	Data out
6	/LAT	I	Data latch
7	CLK	I	Clock
8	VDD	I	Logic power
9	/STB1	I	Head strobe 1 signal
10	/STB2	I	Head strobe 2 signal
11	/STB3	I	Head strobe 3 signal
12	GND	-	Thermal head power supply
13	GND	-	
14	GND	-	
15	GND	-	
16	GND	-	
17	GND	-	
18	GND	-	
19	GND	-	
20	HTMP	-	Thermistor
21	/STB4	I	Head strobe 4 signal
22	/STB5	I	Head strobe 5 signal
23	/STB6	I	Head strobe 6 signal
24	DI	I	Data in
25	VH	I	Thermal head power supply
26	VH	I	
27	VH	I	
28	VH	I	

■ Printer FFC (motor)

- Mechanism side: 52610-0672 (Molex)

No	Signal	I/O	Contents
1	MTMP	-	Motor temperature detection
2	GND	-	Motor temperature detection ground
3	MT_/A	I	Transporter motor /A excitation signal
4	MT_A	I	Transporter motor A excitation signal
5	MT_B	I	Transporter motor B excitation signal
6	MT_/B	I	Transporter motor /B excitation signal

FTP-66EMCL001/051

■ Paper sensor and platen open detection switch (1)

- Connector used: BM03B-SRSS-TB (JST or equivalent)

No	Signal	I/O*	Contents
1	GND	-	Ground
2	HUP	O	Platen open detection switch
3	PHK	O	Cathode for photo interruptor (paper sensor)
4	PHE	O	Emittor for photo interruptor (paper sensor)
5	VSEN	I	Paper sensor power

*: Output direction from mechanism side

■ Platen open detection switch (2)

- Connector used: BM06B-SRSS-TB (JST or equivalent)

No	Signal	I/O*	Contents
1	GND	-	Ground
2	NC	-	Not connected
3	NC	-	
4	NC	-	
5	NC	-	
6	HUP	O	Platen open detection switch

*: Output direction from mechanism side

FTP-66EMCL101/151/112/162

■ Printer connector (head extension connector board) PIN arrays

- Adaptor board side: B34B-PHDSS (LF) (SN) (JST)
Remote side: PHDR-34VS (JST)

No	Signal	I/O	Contents
1	MTMP	I	Motor temperature detection
2	GND	-	Motor temperature detection ground
3	MT_/A	I	Transporter motor /A excitation signal
4	MT_A	I	Transporter motor A excitation signal
5	MT_B	I	Transporter motor B excitation signal
6	MT_/B	I	Transporter motor /B excitation signal
7	VSEN	I	Paper sensor power
8	PHE	O	Paper sensor out
9	PHK	O	Paper sensor cathode
10	VSEN	I	Mark (hole) sensor power terminal*
11	PHE	O	Mark (hole) sensor output terminal*
12	PHK	O	Mark (hole) sensor cathode terminal*
13	HUP	O	Platen open detection
14	GND	-	3.3V ground for the platen open sensor
15	VH	I	Thermal head power supply
16	VH	I	
17	DO	O	Thermal head data output

No	Signal	I/O	Contents
18	/LAT	I	Thermal head latch input
19	CLK	I	Thermal head clock
20	VDD	I	Thermal head logic power supply
21	/STB1	I	Head strobe 1 signal
22	/STB2	I	Head strobe 2 signal
23	/STB3	I	Head strobe 3 signal
24	GND	-	Power ground
25	GND	-	
26	GND	-	
27	GND	-	
28	HTMP	O	Thermal head temperature detection
29	/STB4	I	Head strobe 4 signal
30	/STB5	I	Head strobe 5 signal
31	/STB6	I	Head strobe 6 signal
32	DI	I	Thermal head data input
33	VH	I	Thermal head power supply
34	VH	I	

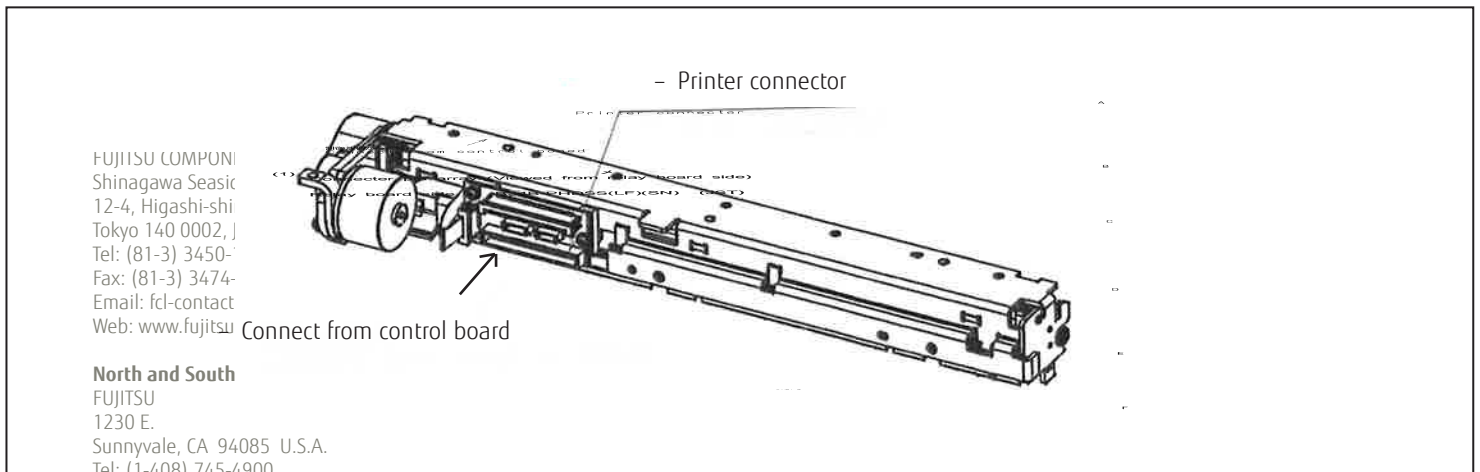
Do not plug or unplug the FPC when power is on.

*: FTP-66EMCL101/151: #10, 11, 12 are NOT CONNECTED

FTP-66EMCL101/112/151/162

■ Adaptor board type (connector specification)

- Connector pin array (viewed from relay board side)
Adaptor board side: B34B-PHDSS (LF) (SN) (JST)
Remote side: PHDR-34VS (JST)



FUJITSU COMPONENT
Shinagawa Seasic
12-4, Higashi-shi
Tokyo 140 0002, J
Tel: (81-3) 3450-
Fax: (81-3) 3474-
Email: fcl-contact
Web: www.fujitsu

North and South
FUJITSU
1230 E.
Sunnyvale, CA 94085 U.S.A.
Tel: (1-408) 745-4900

Fax: (1-408) 745-4970
Email: components@us.fujitsu.com
Web: https://us.fujitsu.com/components/

Contact

Japan

FUJITSU COMPONENT LIMITED
Shinagawa Seaside Park Tower
12-4, Higashi-shinagawa 4-chome,
Tokyo 140 0002, Japan
Tel: (81-3) 3450-1682
Fax: (81-3) 3474-2385
Email: fcl-contact@cs.jp.fujitsu.com
Web: www.fujitsu.com/jp/group/fcl/en/

North and South America

FUJITSU COMPONENTS AMERICA, INC.
2290 North First Street, Suite 212
San Jose, CA 95131 U.S.A.
Tel: (1-408) 745-4900
Fax: (1-408) 745-4970
Email: components@us.fujitsu.com
Web: http://us.fujitsu.com/components/

Europe

FUJITSU COMPONENTS EUROPE B.V.
Diamantlaan 25
2132 WV Hoofddorp
Netherlands
Tel: (31-23) 5560910
Fax: (31-23) 5560950
Email: info@fceu.fujitsu.com
Web: emea.fujitsu.com/components/

Asia Pacific

FUJITSU COMPONENTS ASIA, Ltd.
102E Pasir Panjang Road
#01-01 Citilink Warehouse Complex,
Singapore 118529
Tel: (65) 6375-8560 / Fax: (65) 6273-3021
Email: fcal@sg.fujitsu.com
www.fujitsu.com/sg/products/devices/
components/

China

FUJITSU ELECTRONIC COMPONENTS
(SHANGHAI) CO., LTD.
Unit 4306, InterContinental Center
100 Yu Tong Road, Shanghai 200070, China
Tel: (86 21) 3253 0998 / Fax: (86 21) 3253 0997
Email: fcsh@cn.fujitsu.com
www.fujitsu.com/cn/products/devices/
components/

Hong Kong

FUJITSU COMPONENTS HONG KONG Co., Ltd.
Room 06, 28/F, Greenfield Tower, Concordia
Plaza, No.1 Science Museum Road,
Tsim Sha Tsui East, Kowloon, Hong Kong
Tel: (852) 2881 8495 Fax: (852) 2894 9512
Email: fcal@sg.fujitsu.com
www.fujitsu.com/sg/products/devices/
components/

Korea

FUJITSU COMPONENTS KOREA, LTD.
Alpha Tower #403,
645 Sampyeong-dong,
Bundang-gu, Seongnam-si,
Gyeonggi-do, 13524 Korea
Tel: (82 31) 708-7108
Fax: (82 31) 709-7108
Email: fcal@sg.fujitsu.com
www.fujitsu.com/sg/products/
devices/components/

Copyright

All trademarks or registered trademarks are the property of their respective owners. Fujitsu Component Limited or its affiliates do not warrant that the content of datasheet is error free. In a continuing effort to improve our products Fujitsu Component Limited or its affiliates reserve the right to change specifications/datasheets without prior notice. Copyright ©2021 Fujitsu Component Limited. All rights reserved. Revised May 18, 2021.