


FT9CV

(Former FOX801AELF/ FOX801BELF Series)

11.4mm x 9.6mm
Clipped Sine, VCTCXO 

FEATURES

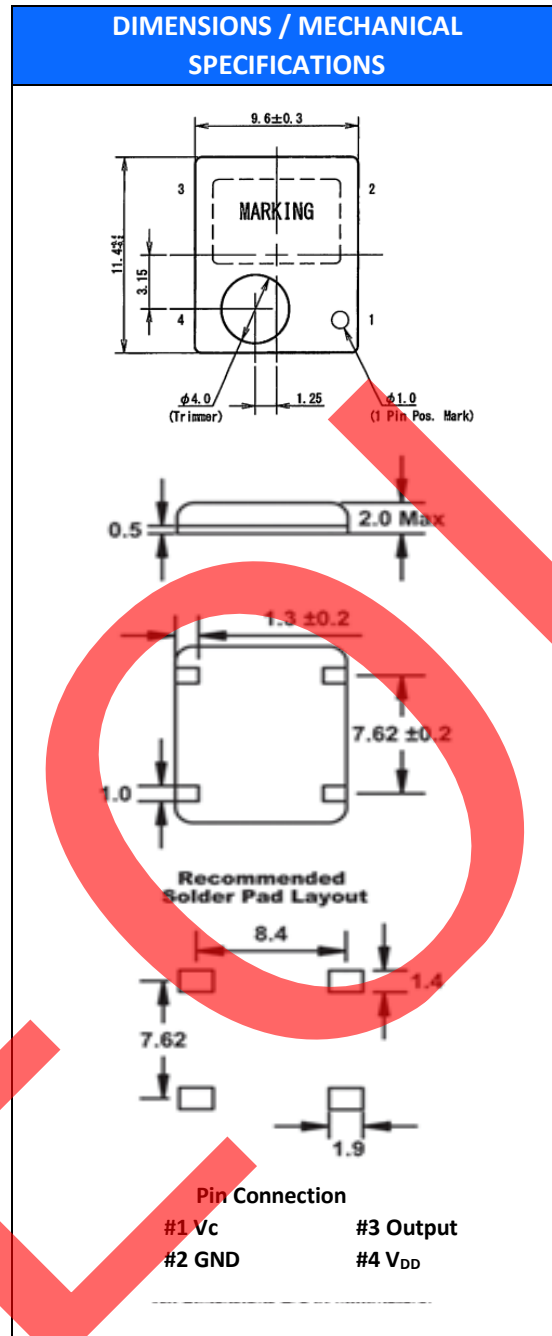
- 2.0mm Height Max
- Internal Trim
- Clipped Sine Output

Supply Voltage Options

- 5.0V
- 3.0V

ELECTRICAL CHARACTERISTICS	
PARAMETERS	MAX (Unless otherwise noted)
Frequency Range (F ₀)	9.600 ~ 50.000 MHz
Temperature Range	
Operating (T _{OPR})	-30°C ~ +75°C
Storage (T _{STG})	-40°C ~ +80°C
Initial Frequency Tolerance (@25°C)	
V _C = 1.5V (V _{DD} = 3.0V)	±0.5PPM
V _C = 2.5V (V _{DD} = 5.0V)	
Supply Voltage (V _{DD})	5.0V ± 5%
	3.0V ± 5%
Input Current (I _{DD})	
9.600 ~ 21.999MHz	2.0mA
22.000 ~ 27.999 MHz	3.0mA
28.000 ~ 39.999 MHz	4.0mA
40.000+ ~ 50.000 MHz	5.0mA
Frequency Stability	
Over Temperature Range	±2.5PPM
Over Supply Voltage Change (V _{DD} ± 5%)	
9.600 ~ 21.999 MHz	±0.3PPM
22.000 ~ 27.999 MHz	±0.5PPM
28.000 ~ 50.000 MHz	±1.0PPM
Overload Change (10KΩ ± 10% // 10pF ± 10%)	±0.3PPM
Output Waveform (Clipped Sine)	
Peak to Peak Level (V _{p-p})	
5.0V Version: 9.600 ~ 15.999 MHz	1.0V Min
5.0V Version: 16.000 ~ 50.000 MHz	0.8V Min
3.0V Version: 9.600 ~ 15.999 MHz	0.8V Min
3.0V Version: 16.000 ~ 50.000 MHz	0.7V Min
Output Load	10KΩ // 10pF ±10%
Frequency Adjustment (Internal Trimmer)	±3.0PPM Min
Voltage Control Option (VCTCXO) ¹ (@25°C)	±5.0PPM Min
(V _C =1.5±1.0V, V _{DD} = 3.0V)	
(V _C =2.5±1.0V, V _{DD} = 5.0V)	
Aging per year	1.0PPM

¹ For proper operation, a control voltage (V_C) must be applied to pin 1 on VCTCXOs

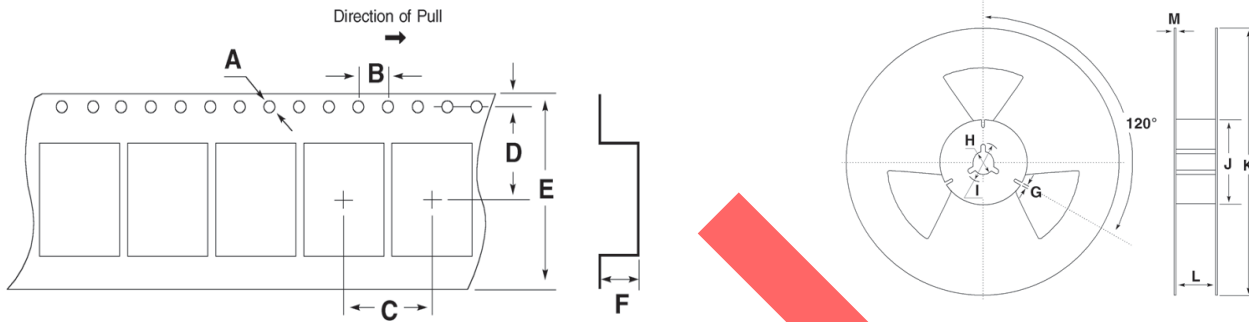


FT9CV

(Former FOX801AELF/ FOX801BELF Series)

11.4mm x 9.6mm
Clipped Sine, VCTCXO **FOX**

TAPE SPECIFICATIONS (mm)							REEL SPECIFICATIONS (mm)						
A	B	C	D	E	F	REEL QTY	G	H	I	J	K	L	M
∅1.5	4.0	12.0	11.5	24.0	2.7	T1= 1,000 T2= 2,000	2.0	∅13	∅21	∅80	∅330	25.5	1.6



Note 1: Not all frequencies in the frequency range, or every combination of stability, temp range, and voltage available

Available Options & Part Identification for VCTCXO Model FT9CV ¹						
Sample PN: <u>FT9CVDPH25.0-T1</u>						
F	T9CV	D	P	H	25.0	-T1
Fox	Model Number T9CV = VCTCXO	Voltage D = +3V±5% P = +5V±5%	Stability P = ±2.5 PPM	Operating Temperature H = -30 to +75°C	Frequency (MHz)	Values Added Options Blank = Bulk T1 = 1,000 pcs T2 = 2,000 pcs

Reliability Test Conditions
Please contact Abracon Quality Assurance department