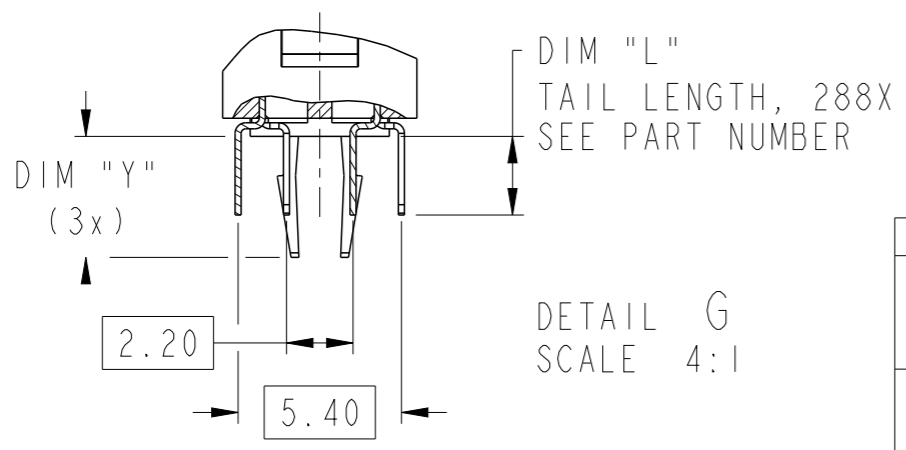
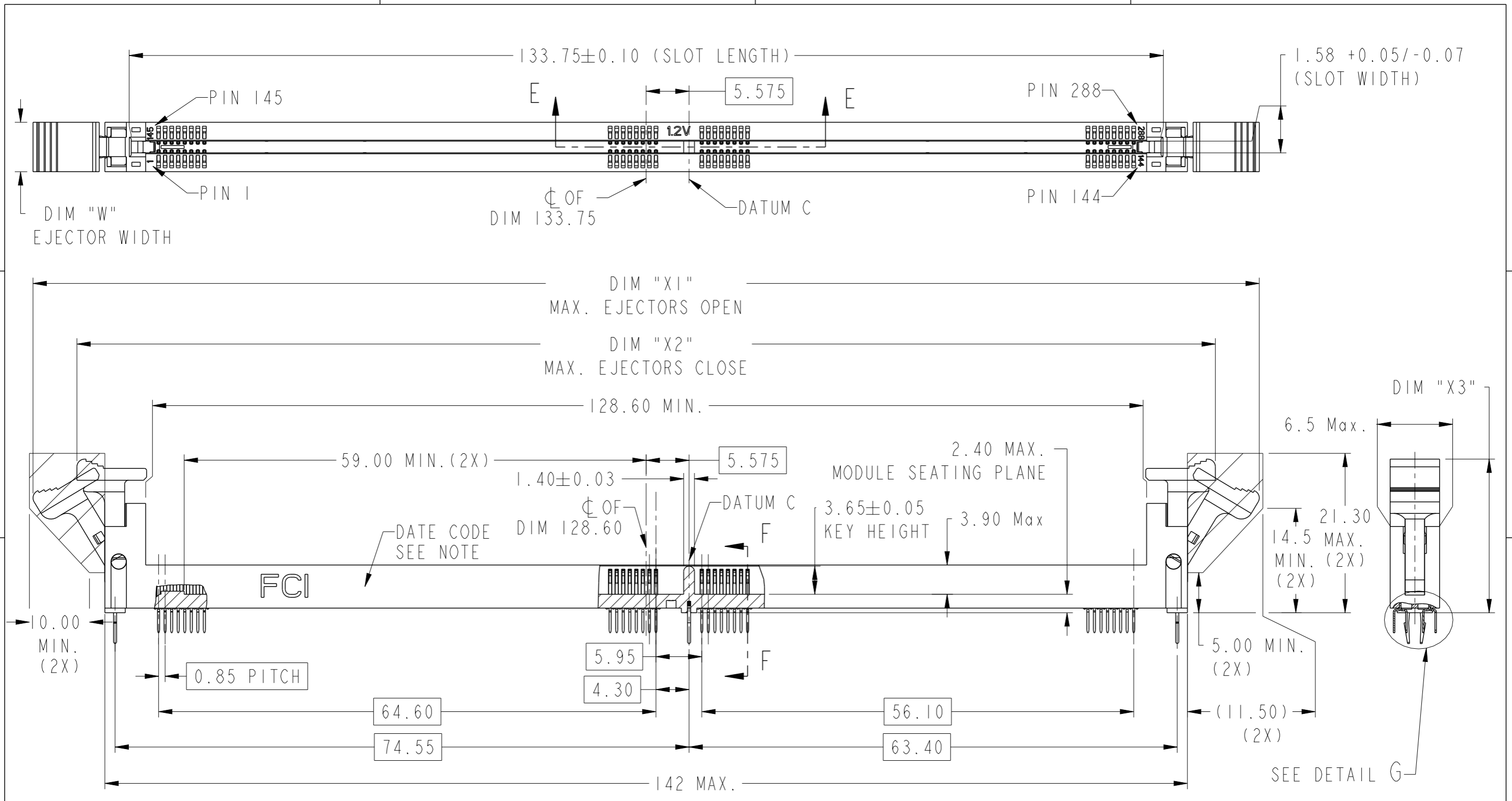


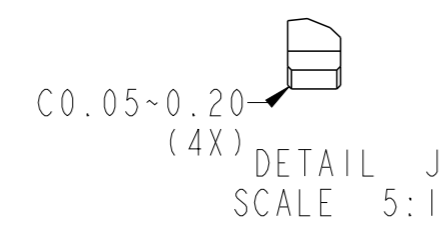
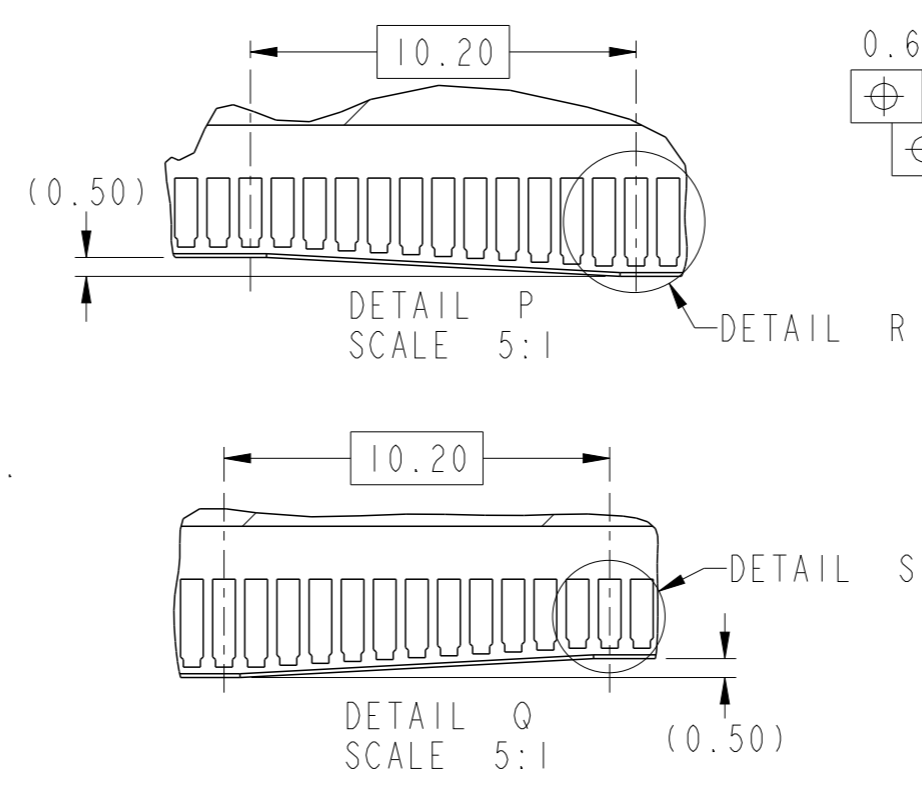
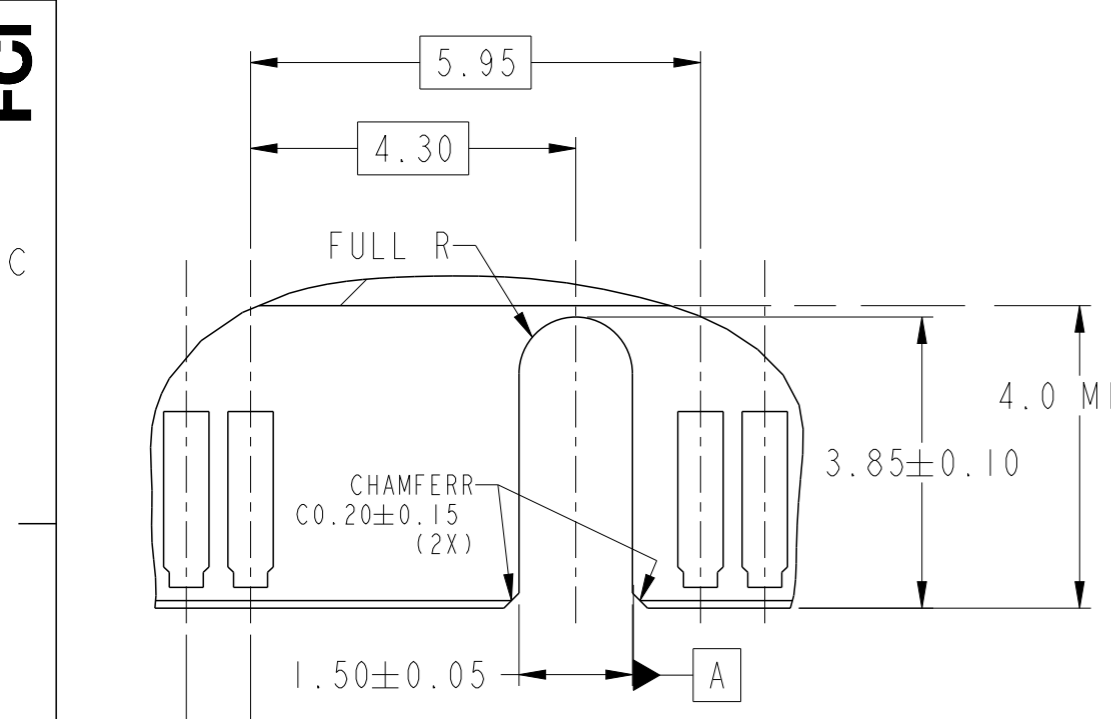
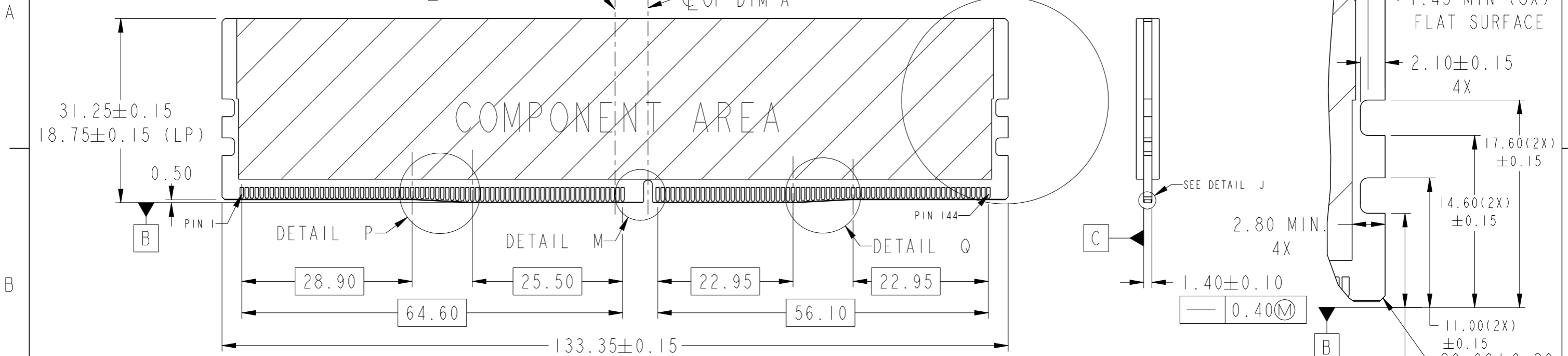
Amphenol
FCi

© 2016 AFCI



spec ref	dr	Nickor Zuo	2013/05/29	projection	MM	size	A3	scale	7:5	
tolerance std	eng	Jeny Ren	2016/05/27			ecn no	ELX-DG-24075-1			
TOLERANCES UNLESS OTHERWISE SPECIFIED	chr	Nickor Zuo	2016/05/27			rel level	Released			
	appr	Pei-Ming Zheng	2016/05/27			product family	-			
surface	linear	0.X	±0.30	Amphenol FCI		dwg no	10124632		rev	G
ASME Y14.5	angular	0°	±2°	-		cat. no.	Product - Customer Drw		sheet 1 of 5	

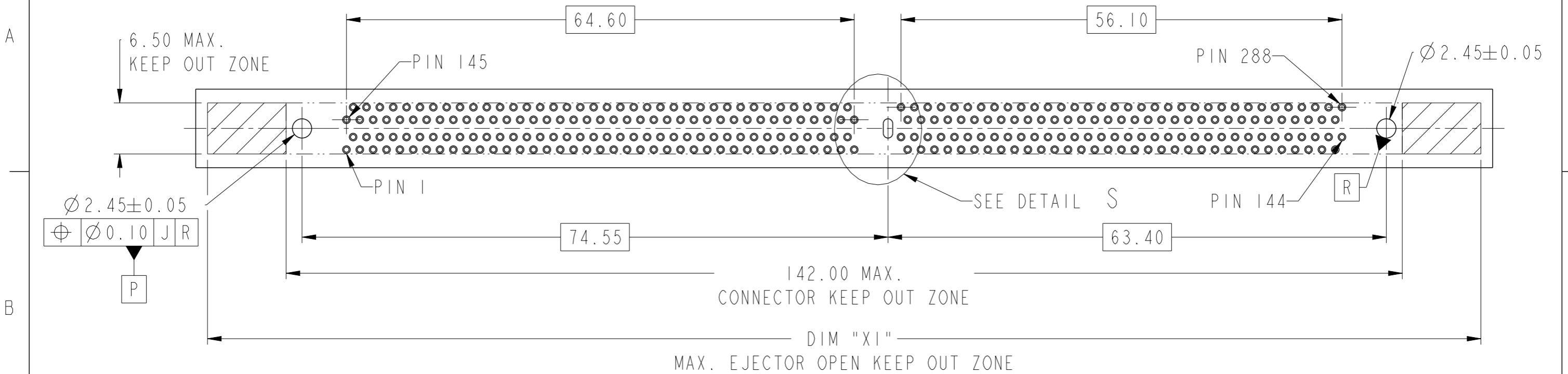
DDR4 MODULE
 MORE INFORMATION REFER TO JEDEC MO-309



spec ref	dr	Nickor Zuo	2013/05/29	projection	MM	size	A3	scale	3:2	
tolerance std	eng	Jeny Ren	2016/05/27			ecn no	ELX-DG-24075-1			
TOLERANCES UNLESS OTHERWISE SPECIFIED	chr	Nickor Zuo	2016/05/27			rel level	Released			
	surface	appr	Pei-Ming Zheng	2016/05/27	product family	-				
ASME Y14.5	linear	0.X	±0.30	Amphenol FCI		dwg no	10124632		rev	G
		0.XX	±0.20	DDR4 288Pin DIMM CONNECTOR		Product - Customer Drw		sheet 2 of 5		
		0.XXX	±0.10	PTH TERMINATION		STATUS:Released		Printed: May 27, 2016		
	angular	0°	±2°	cat. no.	-	PDS: Rev :G				

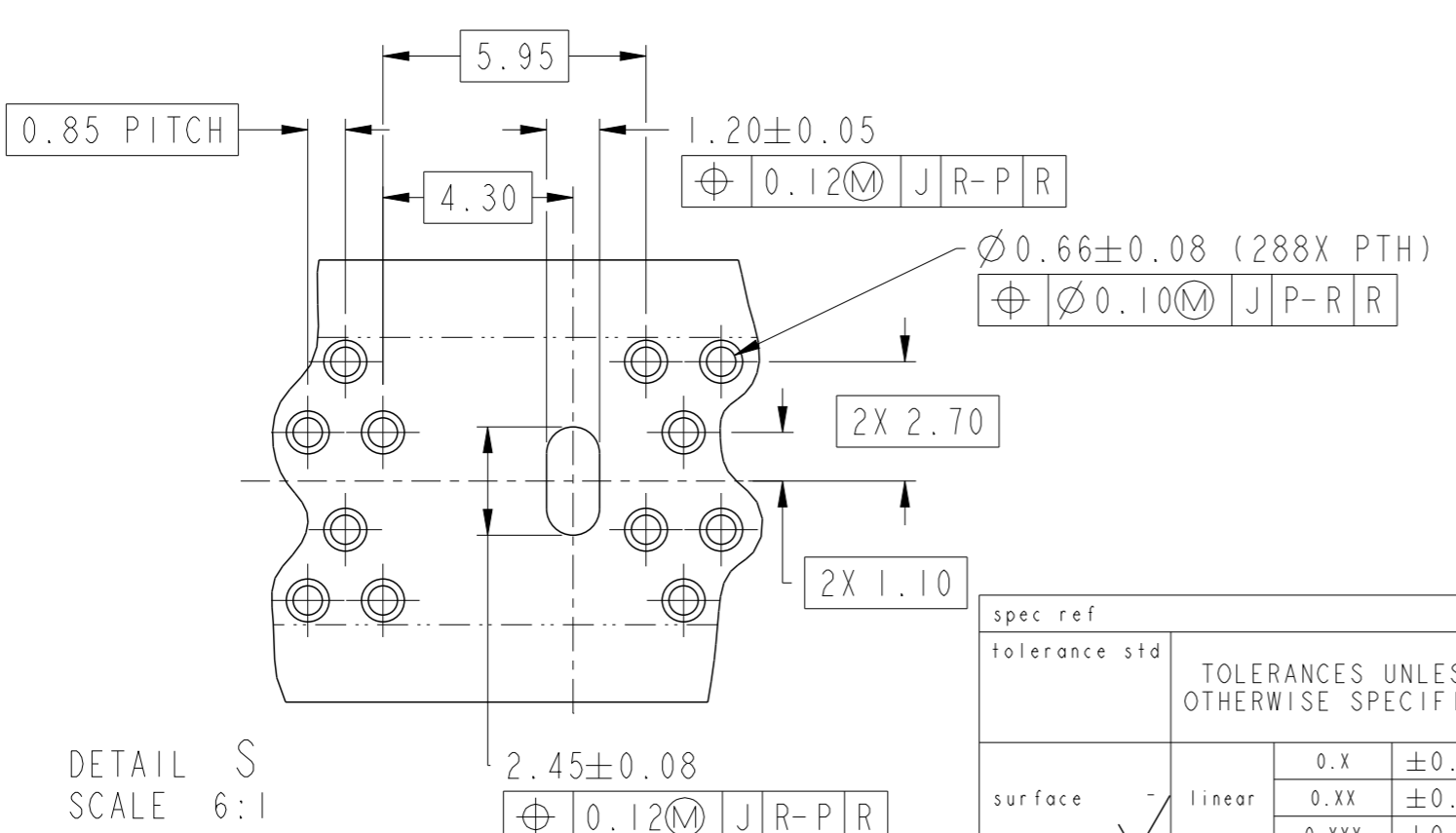
© 2016 AFCI
 Amphenol FCI

RECOMMENDED PCB LAYOUT
 MORE INFORMATION REFER TO JEDEC SO-016



Amphenol
FCi

© 2016 AFCI



DETAIL S
 SCALE 6:1

spec ref	dr	Nickor Zuo	2013/05/29	projection	MM	size	A3	scale	2:1	
tolerance std	eng	Jeny Ren	2016/05/27			ecn no	ELX-DG-24075-1			
TOLERANCES UNLESS OTHERWISE SPECIFIED		chr	Nickor Zuo			2016/05/27	rel level	Released		
surface	linear	appr	Pei-Ming Zheng	2016/05/27	product family			cat. no.	-	
ASME Y14.5	angular			0°	±2°	Amphenol FCI		DDR4 288Pin DIMM CONNECTOR PTH TERMINATION	dwg no 10124632	rev G
						Product - Customer Drw		sheet 3 of 5		

PRODUCT PART NUMBER

10124632-□□□□□□□□

ADDITIONAL REQUIREMENTS

0: RoHS COMPLIANT, SOFT TRAY PACKAGE
 2: RoHS COMPLIANT, HARD TRAY PACKAGE

HOLD DOWNS CONFIGURATIONS

0: 3 FORKLOCKS, DIM "Y" = 4.00 ± 0.25
 1: 3 FORKLOCKS, DIM "Y" = 2.50 ± 0.25
 2 OR 3: 3 FORKLOCKS, DIM "Y" = 3.78 ± 0.25

DIM "L", TAIL LENGTH

0: 2.60 ± 0.25
 1: 3.20 ± 0.25
 3: 2.40 ± 0.25
 4: 2.10 + 0.25 / - 0.15
 5: 2.95 ± 0.25
 6: 2.80 ± 0.15

HOUSING COLOR

0: NATURAL
 1: BLACK
 2: BLUE
 3: YELLOW

EJECTOR TYPE

TAIL PLATING

LF: 100u" MIN. MATTE TIN
 TL: 100u" MIN. TIN LEAD

CONTACT AREA PLATING

CODE	CONTACT AREA	UNDERPLATING
1	15u" MIN. GOLD	50u" MIN. NICKEL
3	30u" MIN. GOLD	
4	30u" MIN. GXT	
5	15u" MIN. GXT	90u" MIN. NICKEL
6	30u" MIN. GOLD	
7	15u" MIN. GOLD	
G	GOLD FLASH	

CONTACTS LUBRICATION

0: WITHOUT
 1: WITH

CODE	COLOR	DIM "X1"	DIM "X2"	DIM "W"	DIM "X3"	EJECTOR FIGURE
0	NATURAL	162.00	149.00	(6.42)	(19.95)	
1	BLACK					
2	BLUE					
A	GREEN	152.00	142.00	(6.42)	(19.35)	
3	NATURAL					
4	BLACK					
5	BLUE	152.00	142.00	(6.42)	(19.35)	
9	GREEN					
B	NATURAL					
C	BLACK	152.00	142.00	(6.42)	(19.35)	
G	GREEN					

CODE	COLOR	DIM "X1"	DIM "X2"	DIM "W"	DIM "X3"	EJECTOR FIGURE
R	NATURAL	156.00	145.00	(6.42)	(19.65)	
S	BLACK					
T	GREEN					
V	BLUE					
6	NATURAL	157.00	145.00	(4.00)	(19.65)	
7	BLACK					
8	BLUE					
J	NATURAL	155.00	145.00	(6.42)	(19.65)	
K	BLACK					
M	GREEN					
U	BLUE					

spec ref	dr	Nickor Zuo	2013/05/29	projection	MM	size	A3	scale	4:1
tolerance std	eng	Jeny Ren	2016/05/27		← →	ecn no	ELX-DG-24075-1	rel level	Released
TOLERANCES UNLESS OTHERWISE SPECIFIED		chr	Nickor Zuo						
surface	linear	0.X	±0.30	product family	-	dwg no	10124632	rev	G
		0.XX	±0.20						
		0.XXX	±0.10						
ASME Y14.5	angular	0°	±2°	cat. no.	-	Product - Customer Drw	sheet 4 of 5		

Amphenol FCI DDR4 288Pin DIMM CONNECTOR PTH TERMINATION

PRODUCT PART NUMBER

10124632-□□□□□□□□

ADDITIONAL REQUIREMENTS

- 1: HALOGEN FREE COMPLIANT, SOFT TRAY PACKAGE
- 3: HALOGEN FREE COMPLIANT, HARD TRAY PACKAGE

HOLD DOWNS CONFIGURATIONS

- 0: 3 FORKLOCKS, DIM "Y" = 4.00 ± 0.25
- 1: 3 FORKLOCKS, DIM "Y" = 2.50 ± 0.25
- 2: 3 FORKLOCKS, DIM "Y" = 3.78 ± 0.25

DIM "L", TAIL LENGTH

- 0: 2.60 ± 0.25
- 1: 3.20 ± 0.25
- 3: 2.40 ± 0.25
- 4: 2.10 + 0.25 / - 0.15
- 5: 2.95 ± 0.25
- 6: 2.80 ± 0.15

HOUSING COLOR

- 0: NATURAL
- 1: BLACK

EJECTOR TYPE

CODE	COLOR	DIM "X1"	DIM "X2"	DIM "W"	DIM "X3"	EJECTOR FIGURE
0	NATURAL	162.00	149.00	(6.42)	(19.95)	
1	BLACK					
3	NATURAL	152.00	142.00	(6.42)	(19.35)	
4	BLACK					

TAIL PLATING

- LF: 100u" MIN. MATTE TIN
- TL: 100u" MIN. TIN LEAD

CONTACT AREA PLATING

CODE	CONTACT AREA	UNDERPLATING
1	15u" MIN. GOLD	50u" MIN. NICKEL
3	30u" MIN. GOLD	
4	30u" MIN. GXT	
5	15u" MIN. GXT	90u" MIN. NICKEL
6	30u" MIN. GOLD	
7	15u" MIN. GOLD	
G	GOLD FLASH	

CONTACTS LUBRICATION

- 0: WITHOUT
- 1: WITH

NOTES:

1. MATERIALS:
HOUSING: HIGH PERFORMANCE RESINS, GLASS FIBER FILLED, UL94 V-0 RATED.
EJECTOR: HIGH PERFORMANCE RESINS, GLASS FIBER FILLED, UL94 V-0 RATED.
TERMINAL: COPPER ALLOY
FORKLOCK: COPPER ALLOY
2. DATE CODE "MMDDYY", MMDDYY IS ASSEMBLY DATE, L IS FCI PRODUCTION LINE.
3. SPECIFICATION:
PRODUCTION SPECIFICATION: FCI GS-12-1092.
PACKAGE SPECIFICATION: FCI GS-14-2267.
APPLICATION SPECIFICATION: FCI GS-20-0353.
4. LEAD FREE PRODUCT MEETS EUROPEAN UNION DIRECTIVES AND OTHER COUNTRY REGULATIONS AS DESCRIBED IN FCI GS-22-008.
5. THIS PRODUCT WILL WITHSTAND EXPOSURE TO 260°C PEAK TEMPERATURE FOR 10 SECONDS IN WAVE SOLDERING APPLICATION.
6. A SYMBOL WILL BE NEXT TO ANY DIMENSION, VIEW, OR NOTE WHICH HAS BEEN MODIFIED WITH THE CURRENT DRAWING REVISION

spec ref	dr	Nickor Zuo	2013/05/29	projection	MM	size	A3	scale	4:1
tolerance std	eng	Jeny Ren	2016/05/27		← →	ecn no	ELX-DG-24075-1	rel level	Released
TOLERANCES UNLESS OTHERWISE SPECIFIED	chr	Nickor Zuo	2016/05/27						
	surface	appr	Pei-Ming Zheng	2016/05/27	product family	-	rel level	Released	
ASME Y14.5	linear	0.X	±0.30	Amphenol FCI	DDR4 288Pin DIMM CONNECTOR	dwg no	10124632	rev	G
		0.XX	±0.20						
		0.XXX	±0.10						
	angular	0°	±2°	cat. no.	-	Product - Customer Drw	sheet 5 of 5		