

GENERAL CHARACTERISTICS AND ROHS INFORMATIONS:
 SEE PRODUCT SPECIFICATION GS-12-445

- NOTE-1: "EYE OF THE NEEDLE" PRESS-FIT PIN TYPE
 NOTE-2: CAVITY FOR CODING KEY MOUNTING AND CABLE CONNECTOR LATCH.
 NOTE-3: IF SUFFIX "P" IS ADDED IN P/N PACKAGING IS IN TRAYS
 BUT CONNECTOR MARKING IS WITHOUT "P"
 EXAMPLE: HM1W42DPR400H6P, MARKED HM1W42DPR400H6
 NOTE-4: INSERTION TOOLING ON PCB, SEE DRAWING REF C-8626-1001
 NOTE-5: P.C.B HOLES DEFINITION - SEE GS-12-445

SPECIFIC DATAS:

- Visual inspection : 100%
- Marking failures
 - Housing material failures
 - Spoilt housing
 - Stained housing
 - Broken contacts (twisted or loosen)

A

B

C

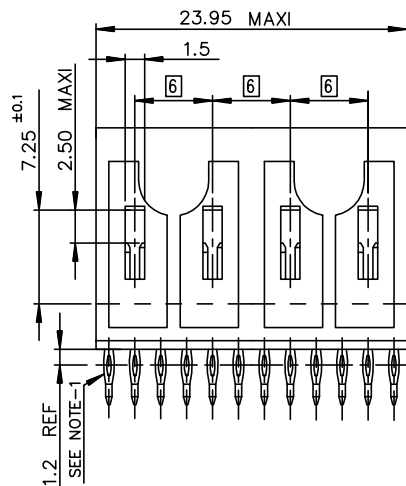
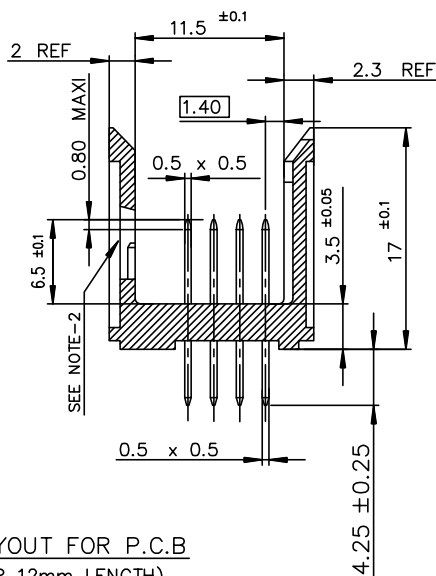
D

A

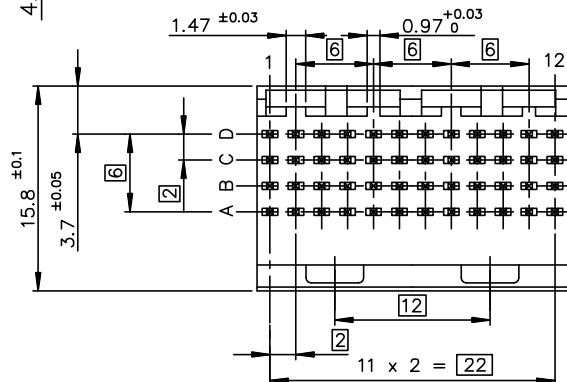
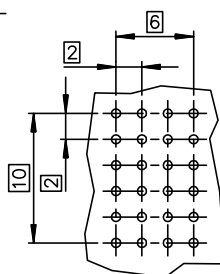
B

C

D



LAYOUT FOR P.C.B
 (PER 12mm LENGTH)



PART NUMBER Δ

HM1W42DPR400H*P(LF)

LF = FOR LEAD FREE PRODUCT

PLATING CODE:

- 6 = TELCORDIA CO
- E = CUSTOMER SPECIAL, CONTACT
- 30u" GOLD SELECTIVE PLATING.

European Views

www.fciconnect.com		surface ISO 1302 <input checked="" type="checkbox"/>	tolerance std ISO 406 ISO 1101	projection 	mm
TOLERANCES UNLESS OTHERWISE SPECIFIED					
Dr	PERRICHOT	2001/01/26	ANGULAR	0.X	±0.1
Eng	LENOIR	2001/01/26	LINEAR	0.XX	±0.1
Chr	LEGARE	2001/01/26	0.XX ±2	0.XXX	±0.1
Appr	LEGARE	2001/01/26	Product family	METRAL	Spec ref -
title METRAL STRAIGHT HEADER - 48 WAY PRESS-FIT/ WIDE BODY				dwg no C-8626-1111	Rev. E
catalog no				CUSTOMER	sheet 1 of 1

rev	ecn no	dr	date
A1	-	-	2001/01/26
B	LS05-004	MLE	2005/02/22
C	LS06-0095	LGO	2006/07/05
D	LS07-0012	MLE	2007/03/27
E	DG09-0367	TER	2009-11-25
-	-	-	-
-	-	-	-

