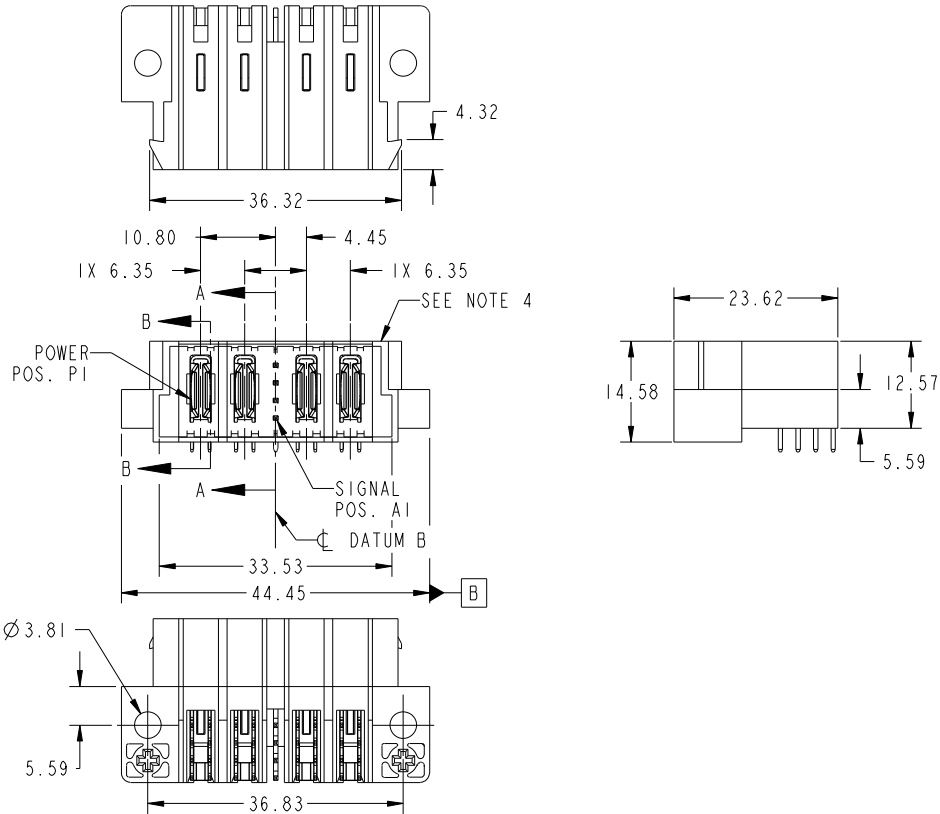


Tous droits strictement reserves. Reproduction ou communication a des tiers interdite sous quelque forme que ce soit sans autorisation écrite du propriétaire. Propriete de c FCI. Droits de reproduction FCI.



All rights strictly reserved. Reproduction or issue to third parties in any form whatever is not permitted without written authority from the proprietor. Property of FCI. Copyright FCI.

PRODUCT NO.	ROWS	E1	P1	P2	1	P3	P4	E2
51939-357... NOTE 3	D C B A		PA	PA	U	PA	PA	



CODE	DIM "M" MATING LENGTH	CONTACT TYPE
U	[6.86]	SIGNAL
T	[6.86]	SIGNAL
S	[6.86]	SIGNAL
R	[6.86]	SIGNAL
PA	[N/A]	POWER

mat'l code				SEE NOTE		tolerances unless otherwise specified		CUSTOMER	
ltr	ecn no.	dr	date	linear	0.X ±0.5		COPY		
A	DG08-0144	JC	06/30/08		0.XX ±0.25		projection		
B	DG07-0498	JW	09/06/08	angles	0.XXX ±0.1				
					0° ±2°				
				dr	Jerome Chen	05/09/08	product family		
				enr	Jerome Chen	06/30/08	PwrBlade		
				chr	Gary Hsieh	05/09/08	size	code	
				appd	Joseph Hsia	05/09/08	dwg no	213	
sheet index	revision sheet	B 1	B 2	B 3	B 4		scale	sheet	
							1:1	1 of 4	

title		2P + 4S + 2P RIGHT ANGLE SOLDER HEADER	
product family		PwrBlade	
size	dwg no	code	
A	51939-357	213	
cage code		22526	

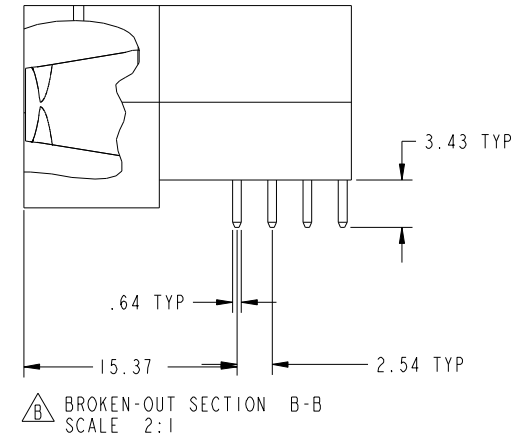
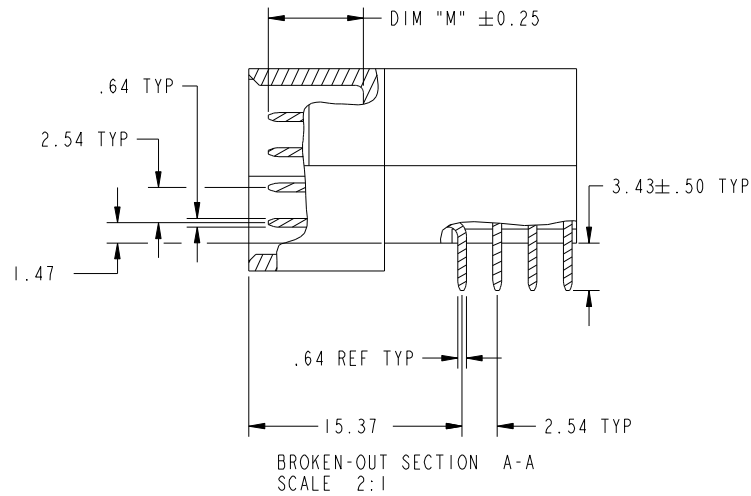
Pro/E	3	4
-------	---	---

Tous droits strictement reserves. Reproduction ou communication a des tiers interdite sous quelque forme que ce soit sans autorisation écrite du propriétaire. Propriete de c FCI. Droits de reproduction FCI.



All rights strictly reserved. Reproduction or issue to third parties in any form whatever is not permitted without written authority from the proprietor. Property of FCI. Copyright FCI.

PRODUCT NUMBER
51939-357_
NOTE: 3



mat'l code		SEE NOTE		tolerances unless otherwise specified		CUSTOMER		FCI	
ltr	ecn no.	dr	date	linear	0.X ±0.5	COPY		www.fciconnect.com	
B				linear	0.XX ±0.25	projection		title	
				angles	0.XXX ±0.1			2P + 4S + 2P RIGHT ANGLE SOLDER HEADER	
				dr	0° ±2°			product family PwrBlade code	
				enr	Jerome Chen 05/09/08	scale		size	
				chr	Jerome Chen 06/30/08	1:1		dwg no	
				appd	Gary Hsieh 05/09/08	A		51939-357	
					Joseph Hsia 05/09/08			sheet	
sheet index	revision sheet							2 of 4	

cage code 22526

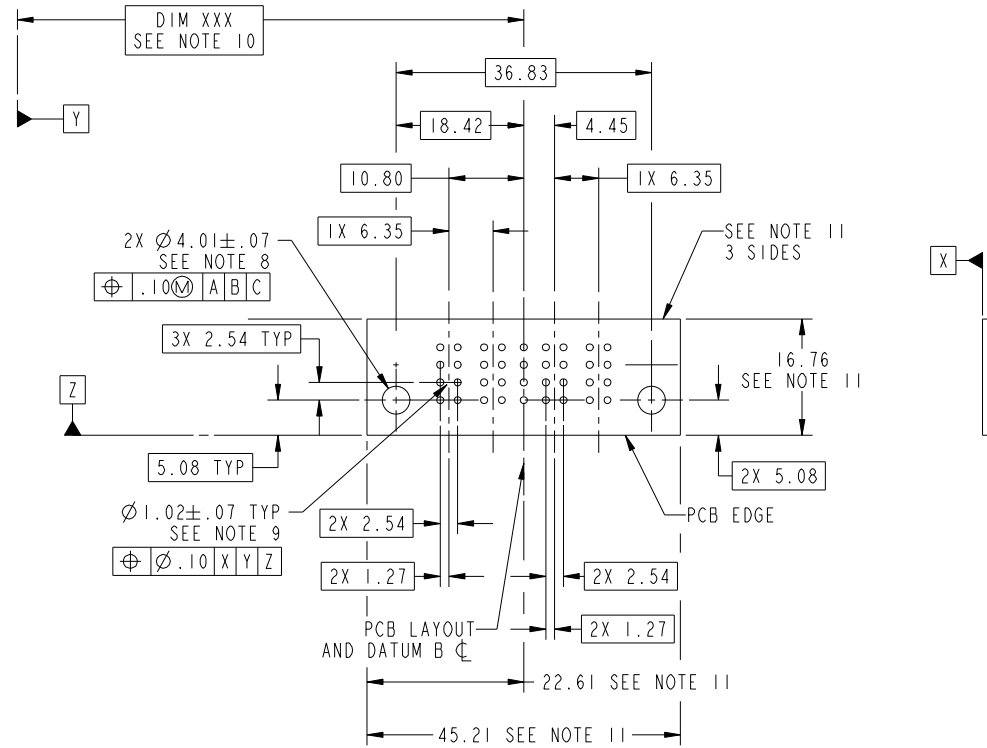
Pro/E

Tous droits strictement reserves. Reproduction ou communication a des tiers interdite sous quelque forme que ce soit sans autorisation écrite du propriétaire. Propriete de c FCI. Droits de reproduction FCI.



All rights strictly reserved. Reproduction or issue to third parties in any form whatever is not permitted without written authority from the proprietor. Property of FCI. Copyright FCI.

PRODUCT NUMBER
51939-357__
NOTE: 3



RECOMMENDED PCB LAYOUT

mat'l code		SEE NOTE		tolerances unless otherwise specified		CUSTOMER		 www.fciconnect.com	
ltr	ecn no.	dr	date	linear	0.X ± 0.5	COPY		title	
B					0.XX ± 0.25	projection		2P + 4S + 2P RIGHT ANGLE SOLDER HEADER	
				angles	0.XXX ± 0.1			product family	
		dr	Jerome Chen	05/09/08	0° ± 2°	MIM		PwrBlade	
		enr	Jerome Chen	06/30/08				code	
		chr	Gary Hsieh	05/09/08		scale		213	
		appd	Joseph Hsia	05/09/08		1:1		sheet	
sheet index	revision sheet							3 of 4	

cage code 22526

Pro/E

Tous droits strictement reserves. Reproduction ou communication a des tiers interdite sous quelque forme que ce soit sans autorisation écrite du propriétaire. Propriete de c FCI. Droits de reproduction FCI.



All rights strictly reserved. Reproduction or issue to third parties in any form whatever is not permitted without written authority from the proprietor. Property of FCI. Copyright FCI.

PRODUCT NUMBER
51939-357_
NOTE: 3

NOTES:

1. DIMENSIONS AND TOLERANCES ARE IN ACCORDANCE WITH ASME Y14.5M, 1994 UNLESS OTHERWISE SPECIFIED.

CONNECTOR NOTES:

- 2. HOUSING MATERIAL: UL 94 V-0 GLASS FILLED HIGH-TEMP THERMOPLASTIC
POWER CONTACT MATERIAL: COPPER ALLOY
SIGNAL PIN MATERIAL: COPPER ALLOY
- 3. PLATING
SEE ITEM 1 & 2 IN PRINT 10064183 FOR PLATING SPEC OF 51939-357; 51939-357LF PRESPECTIVELY
- 4. MANUFACTURER'S NAME, P/N, AND DATE CODE TO APPEAR ON THIS SURFACE.
- 5. PRODUCT SPECIFICATION GS-12-149.
APPLICATION SPECIFICATION BUS-20-067.
- 6. PACKAGED IN TRAYS.

PCB NOTES:

- 7. ALL HOLE DIAMETERS ARE FINISHED HOLE SIZE.
- 8. MOUNTING HOLES, WHERE APPLICABLE, ARE UNPLATED.
- 9. $\varnothing 1.151 \pm 0.025$ DRILLED HOLES PLATED WITH
0.008 MIN SnPb OR Sn OVER 0.03
TO 0.08 Cu PLATING TO ACHIEVE
 $\varnothing 1.02 \pm .07$ HOLE.
- 10. "DIM XXX" TO BE DETERMINED BY THE CUSTOMER.
- 11. CONNECTOR KEEP-OUT ZONE.

12 A Δ SYMBOL WILL BE NEXT TO ANY DIMENSION, VIEW, OR NOTE WHICH HAS BEEN MODIFIED WITH THE CURRENT DRAWING REVISION.

mat'l code		SEE NOTE		tolerances unless otherwise specified		CUSTOMER		FCI		www.fciconnect.com	
ltr	ecm no.	dr	date	linear	0.X ± 0.5	COPY		projection		title	
B					0.XX ± 0.25	MIM		2P + 4S + 2P		RIGHT ANGLE SOLDER HEADER	
				angles	0.XXX ± 0.1	MIM		product family		code	
		dr	Jerome Chen	05/09/08	0° ± 2°	A		PwrBlade		213	
		enr	Jerome Chen	06/30/08		scale		size		sheet	
		chr	Gary Hsieh	05/09/08		1:1		A		4 of 4	
		appd	Joseph Hsia	05/09/08				51939-357			
sheet index	revision sheet										

cage code 22526

Pro/E