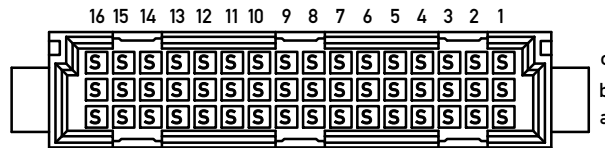
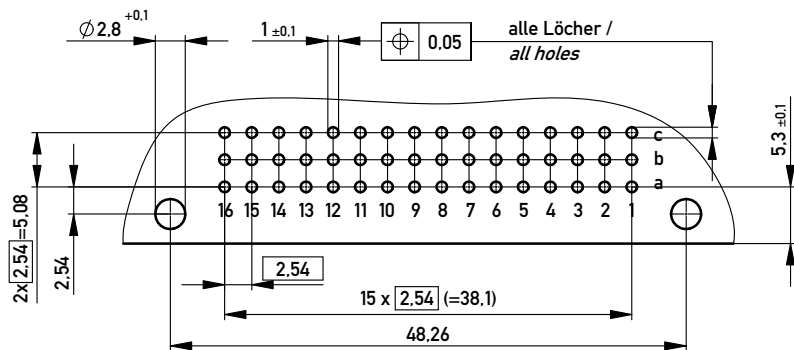


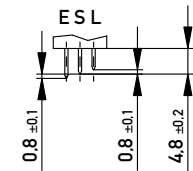
Bestückungsplan / contact layout



Leiterplatten- Lochbild / PCB drillhole pattern



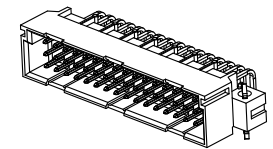
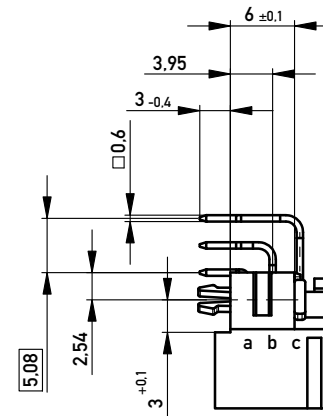
Stecklänge / mating length



E = early mate, late break / voreilend

S = standard

L = late mate, early break / nacheilend



THR = through hole reflow

Bauart 4 / type 4

Anforderungsstufe 2 = 400 Steckzyklen / performance class 2 = 400 mating cycles

Fehlende Maße und Angaben nach IEC 60 603-2 / DIN EN 60 603-2

Missing information and dimensions per IEC 60 603-2 / DIN EN 60 603-2

Copyright by ERNI GmbH  
Proprietary notice pursuant to ISO 9006 to be observed.

Information:		Tolerances		Scale	2:1
All rights reserved. Only for Information. To ensure that this is the latest version of this drawing, please contact one of the ERNI companies before using.		All Dimensions in mm		Designation	
Subject to modification without prior notice. Drawing will not be updated.				Messerleiste C/2 48 THR+Clip Male Con.C/2 48 THR+clip	
a	09.09.2013	www.ERNI.com		384218	I
Index	Date				A3
Class				STVC/2	