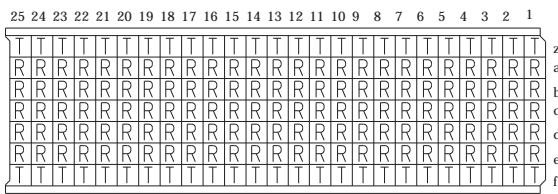
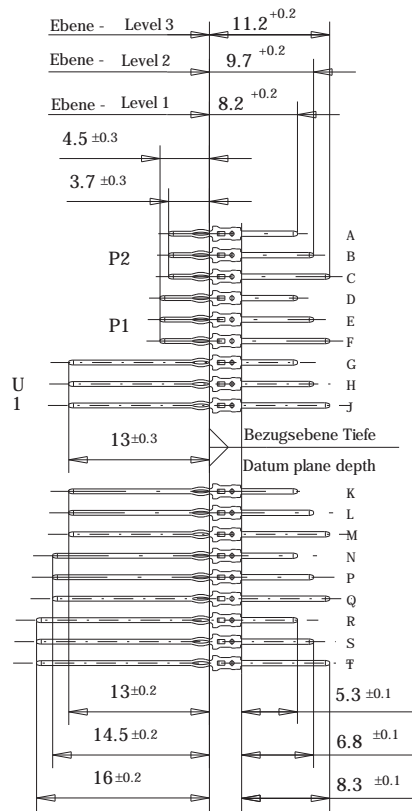
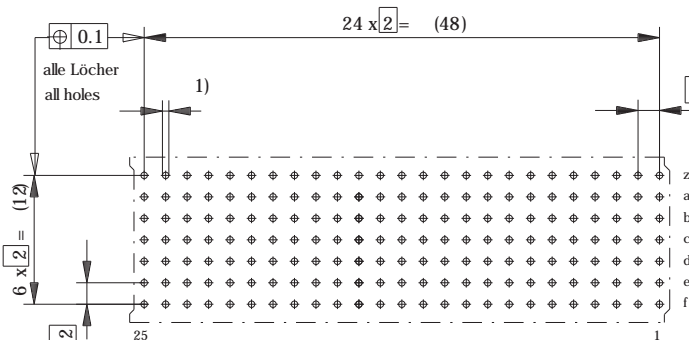


Bestueckungsplan - contact layout



Lochbild fuer Leiterplatte (Bestueckungsseite)

Board hole pattern (Component mounting side)



- 1)  $\varnothing 0,6 \pm 0,05$  Durchmesser des metallisierten Loches
- $\varnothing 0,6 \pm 0,05$  Diameter of finished plated-through hole
- $\varnothing 0,7 \pm 0,02$  Bohrungsdurchmesser des Loches
- $\varnothing 0,7 \pm 0,02$  Diameter of drilled hole

Schichtaufbau im metallisierten Loch siehe Zeichnung 114406  
Metal plating of plated-through hole see drawing 114406

Fehlende Maße und Angaben nach IEC 61076-4-101  
Missing information and dimensions per IEC 61076-4-101

<b>Information: R1</b> Level 1, 3 siehe Bestueckungsplan / see contact layout		<b>Tolerances</b>  All Dimensions in mm	<b>Scale</b> 2:1 Angaben zu entsprechender Ident-Nr. siehe Fertigungsunterlagen For further information about LD. number see manufacturing
All rights reserved. Only for information. To insure that this is the latest version of this drawing, please contact one of the ERNI companies before using.		Subject to modification without prior notice. Drawing will not be updated.	<b>Designation</b> <b>ERmet Messerleiste B</b> <b>ERmet Male Wide Type B</b>
c Index	30.03.200 Date	Elektroapparate GmbH D-73099 ADELBERG	<b>064522</b> I
Consider protection memos from DIN 24		M:00019276.SZN	