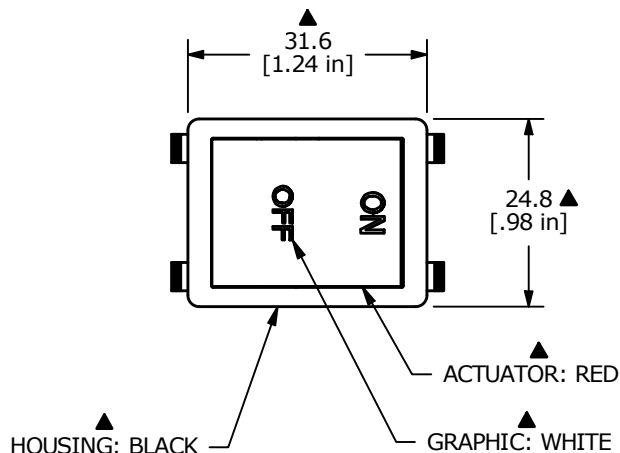
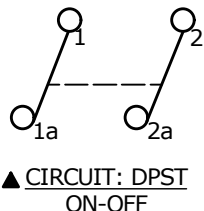


RECOMMENDED PANEL MOUNTING

PANEL THICKNESS	X
0.75-1.25	30.0-30.2
1.25-2.00	30.2-30.4
2.00-3.00	30.6-30.8

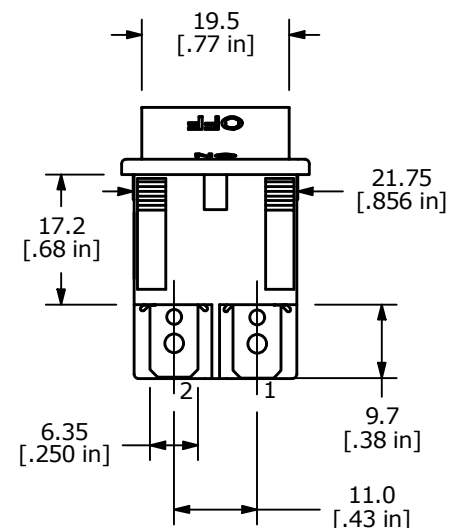
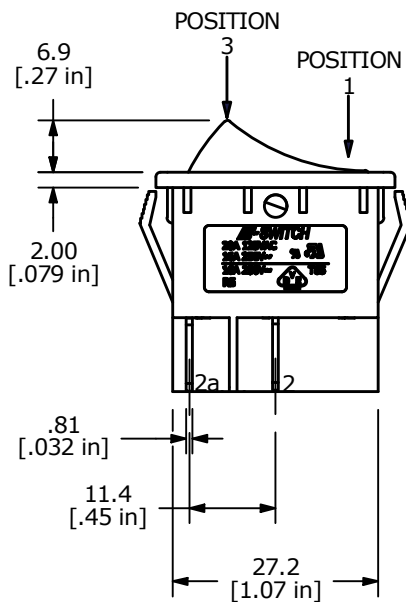


SWITCH FUNCTION		
POS. 1	POS. 2	POS. 3
ON	NONE	OFF
1-1a, 2-2a	N/A	OPEN



NOTES:

1. ALL DIMENSIONS IN MM [INCH]
2. GENERAL TOLERANCE: X.X=±0.4
X.XX=±0.25
3. TERM. NOS. FOR REF. ONLY
- ▲ 4. RATING: 20A @125VAC 3/4HP UL APPROVED
16A @250VAC 1HP UL APPROVED
5. ELECTRICAL LIFE: 10,000 CYCLES
6. MECHANICAL LIFE: 30,000 CYCLES
7. CONTACT RESISTANCE: <20 MILLI-OHMS INITIAL
8. DIELECTRIC STRENGTH: >1,500V AC 1MIN
9. INSULATION RESISTANCE: >1000MOHMS
10. OPERATING TEMP: TERMINAL SIDE: -20°C to 85°C
ROCKER SIDE: -20°C to 55°C
11. ▲ DENOTES CRITICAL PARAMETER.



REV	ECO NO	DESCRIPTION	DATE	BY
C	ECO-101579	PRINT UPDATE	01/31/23	JS



OBJECT ID
000016461

TITLE R5ABLKREDIF0		SCALE 1:1	DATE 9/22/2006	DR BO	DWG M050232	REV C
-----------------------	--	--------------	-------------------	----------	----------------	----------