

DTS20W17-06PN [V001] ✓ ACTIVE

DEUTSCH | DEUTSCH 38999 Series III

TE Internal #: YDTS20W17-06PNV001

6 Position Circular Connector, Wire-to-Wire, .06 mm [.1 in]

Centerline, Sealable, Wire & Cable, Power & Signal, Panel Mount,

DEUTSCH 38999 Series III

[View on TE.com >](#)



Connectors > Circular Connectors > Standard Circular Connectors > D38999: Square Flange, 17-06 insert



Connector System: **Wire-to-Wire**

Connector Mounting Type: **Panel Mount**

Number of Positions: **6**

Centerline (Pitch): **.06 mm [.1 in]**

Sealable: **Yes**

[All D38999: Square Flange, 17-06 insert \(1\)](#)

Features

Product Type Features

Connector Product Type	Connector Assembly
Connector System	Wire-to-Wire
Sealable	Yes
Connector & Contact Terminates To	Wire & Cable
Circular Connector Type	Receptacle
Shell Type	Square Flange Receptacle

Configuration Features

Number of Positions	6
Number of Power Positions	6
Number of Signal Positions	0
Contacts Preloaded	No

Body Features

Shell Plating Material	Cadmium O.D.
Shell Base Material	Aluminum
Circular Connector Insulation Material Type	Hard Dielectric/Silicone
Hermetically Sealed	No



Contact Features

Contact Current Rating (Max)	23 A
Reverse Gender	No
Contact Layout Arrangement	Circular
Circular Connector Contact Type	Pin/Socket

Mechanical Attachment

Connector Mounting Type	Panel Mount
Polarization Code	Normal
Mating Alignment Type	Polarization
Mating Retention	Without

Housing Features

Centerline (Pitch)	.06 mm [.1 in]
Circular Connector Shell Size	E (17)
Alignment Keyed	Clocking

Dimensions

Wire Size	12 – 14 AWG
-----------	-------------

Usage Conditions

Operating Temperature Range	-65 – 200 °C [-85 – 392 °F]
-----------------------------	-----------------------------

Operation/Application

Circuit Application	Power & Signal
Shielded	Yes

Product Compliance

For compliance documentation, visit the product page on [TE.com](https://www.te.com)>

EU RoHS Directive 2011/65/EU	Not Compliant
EU ELV Directive 2000/53/EC	Not Compliant
China RoHS 2 Directive MIIT Order No 32, 2016	Restricted Materials Above Threshold
EU REACH Regulation (EC) No. 1907/2006	Current ECHA Candidate List: JAN 2025 (247) Candidate List Declared Against: JAN 2024 (240) SVHC > Threshold: Pb (1.2% in Contact Lead-Copper Alloy) Cd (3.35% in Plating Process)



Decamethylcyclopentasiloxane (D5) (5% in Insert Assembly)

Article Safe Usage Statements:

Use personal protective equipment as required. Do not eat, drink or smoke when using this product. Wash thoroughly after handling. Recycle if possible and dispose of the article by following all applicable governmental regulations relevant to your geographic location.

Halogen Content

Low Halogen - Br, Cl, F, I < 900 ppm per homogenous material. Also BFR/CFR/PVC Free

Solder Process Capability

Not reviewed for solder process capability


Product Compliance Disclaimer

This information is provided based on reasonable inquiry of our suppliers and represents our current actual knowledge based on the information they provided. This information is subject to change. The part numbers that TE has identified as EU RoHS compliant have a maximum concentration of 0.1% by weight in homogenous materials for lead, hexavalent chromium, mercury, PBB, PBDE, DBP, BBP, DEHP, DIBP, and 0.01% for cadmium, or qualify for an exemption to these limits as defined in the Annexes of Directive 2011/65/EU (RoHS2). Finished electrical and electronic equipment products will be CE marked as required by Directive 2011/65/EU. Components may not be CE marked. Additionally, the part numbers that TE has identified as EU ELV compliant have a maximum concentration of 0.1% by weight in homogenous materials for lead, hexavalent chromium, and mercury, and 0.01% for cadmium, or qualify for an exemption to these limits as defined in the Annexes of Directive 2000/53/EC (ELV). Regarding the REACH Regulation, the information TE provides on SVHC in articles for this part number is based on the latest European Chemicals Agency (ECHA) 'Guidance on requirements for substances in articles' posted at this URL: <https://echa.europa.eu/guidance-documents/guidance-on-reach>

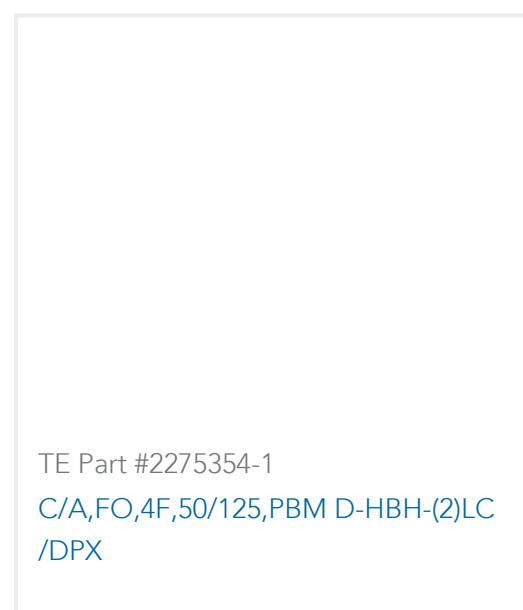
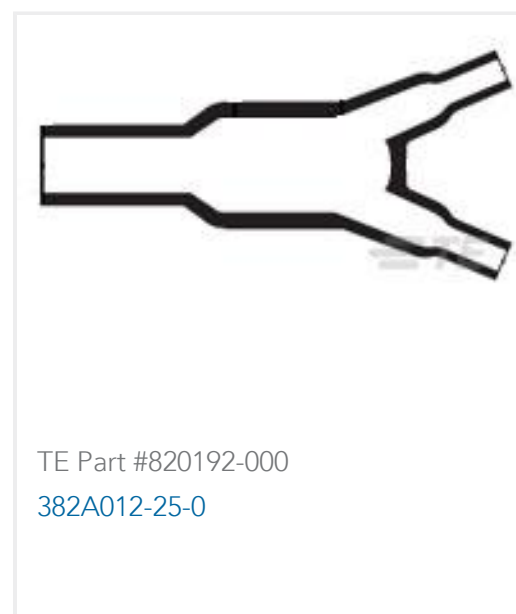
Compatible Parts



Also in the Series | **DEUTSCH 38999 Series III**



Customers Also Bought



Documents

CAD Files

3D PDF

3D

Customer View Model

[ENG_CVM_CVM_YDTS20W17-06PNV001_99.2d_dxf.zip](#)

English

Customer View Model

[ENG_CVM_CVM_YDTS20W17-06PNV001_99.3d_igs.zip](#)

English

Customer View Model

[ENG_CVM_CVM_YDTS20W17-06PNV001_99.3d_stp.zip](#)

English

By downloading the CAD file I accept and agree to the [Terms and Conditions](#) of use.

Datasheets & Catalog Pages

[DEUTSCH MIL-DTL-38999 CIRCULAR CONNECTORS](#)

English