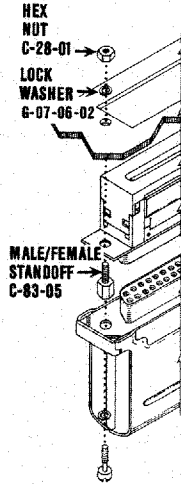
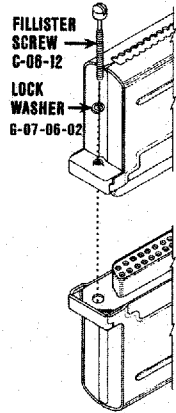


Hardware Mounting Kits for Metal Faced D-Connectors

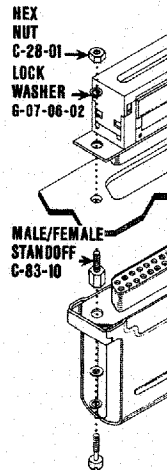
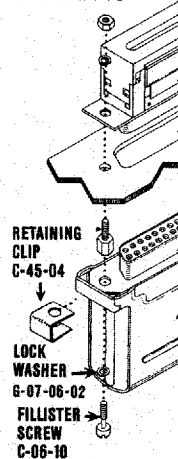
To order, specify CWN-HK-XX.

CWN-HK-07
Two 4-40 screws and washers for midspan splices of two CW D-Subminiature connectors with the CW EMI/RFI shield.




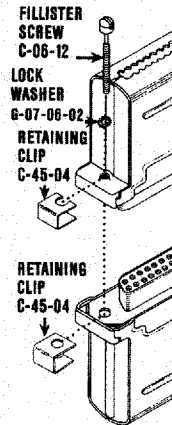
CWN-HK-08
Two 4-40 standoffs with lock washers and hex nuts for front panel mounting of D-Subminiature connector with metal face.

CWN-HK-09
Two 4-40 screws, lock washers and retaining clips for mounting other manufacturers' D-Subminiatures in the CW shield and mating to CWN-HK-10.



CWN-HK-10
Two 4-40 standoffs with lock washers and nuts for rear panel mounting of D-Subminiature connector with metal face.

CWN-HK-11
Two 4-40 screws, lock washers and four retaining clips for mid span splices of other manufacturers' D-Subminiature connectors in the CW shield.



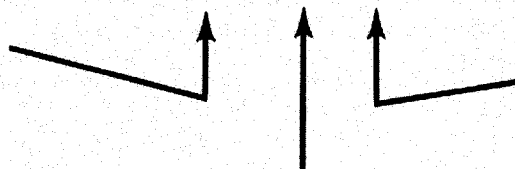
CWN-HK-12
Two 4-40 screws with four washers for mating CW D-Subminiature connectors with the CW EMI/RFI shield to front or rear panel mounted connector. *Flat washer not used when mated with front panel mounted connector.

How to Order D-Subminiature Connectors with Metal Face

Type of Connector

- 282 = D-Subminiature with metal face for cable end terminations, pin contact (Standard)
- 283 = D-Subminiature with metal face for cable end terminations, socket contact (Standard)
- 280 = D-Subminiature connector with metal face for daisy chain applications, pin contact
- 281 = D-Subminiature connector with metal face for daisy chain applications, socket contact

CWR-XXX-XX-00XX



Number of Contacts
(9, 15, 25 or 37)

Plating

- 0021 = 30μ in. gold (in mating area) over 50μ in. nickel (standard)
- 0000 = 10μ in. gold (in mating area) over 50μ in. nickel
- 0022 = 50μ in. gold (in mating area) over 50μ in. nickel **Mil-C-24308 approved.**
- 0003 = 100μ in. tin-lead

How to Order EMI/RFI Shield

Type of Shield

- 292 = Shield for cable end terminations
- 290 = Shield for daisy chain terminations

CWN-XXX-XX-8901

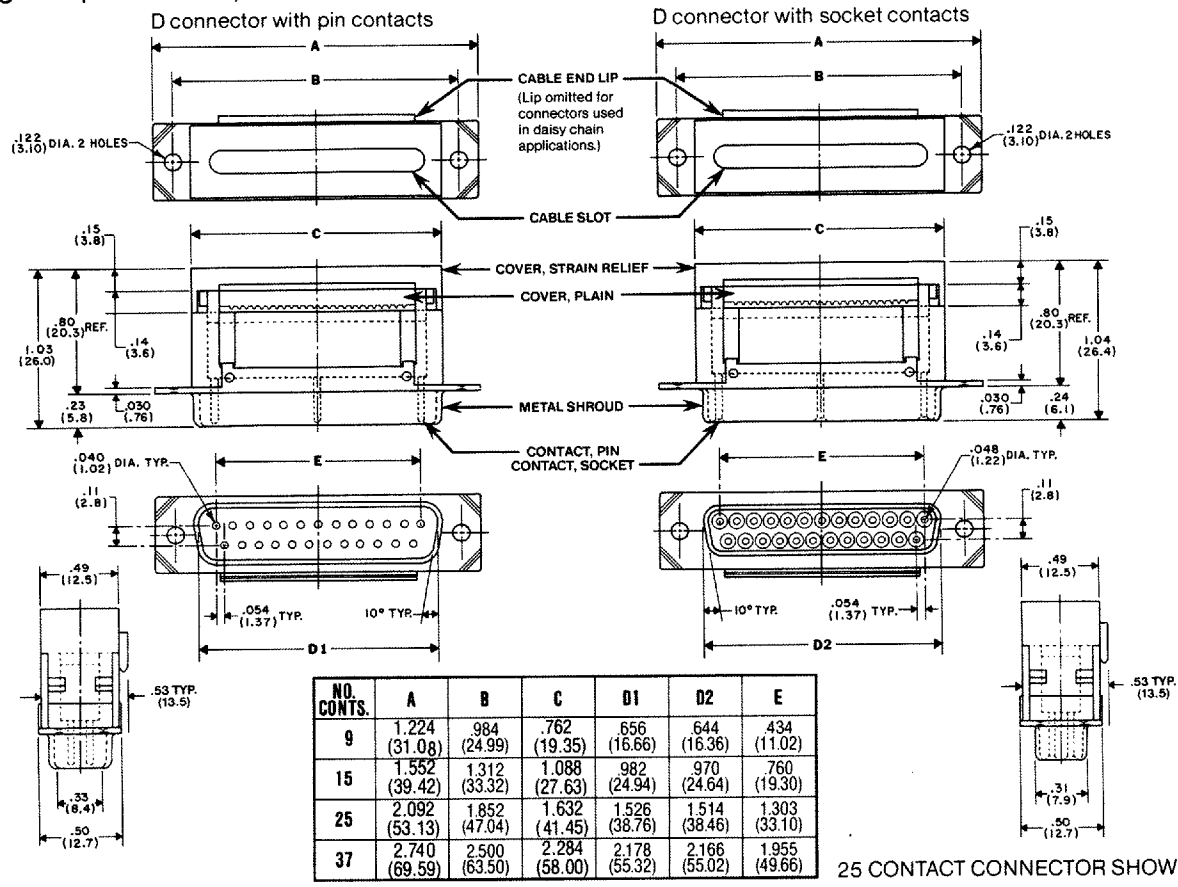


Size
(09, 15, 25, 37)

Note: For information on 100% tested, ready-to-use cable assemblies, contact the factory or your local value-added distributor.

REVISIONS	Tolerances unless otherwise specified: 2 PLACE DEC. ±.010 3 PLACE DEC. ±.005 ANGLES ±1°	CW INDUSTRIES 130 James Way Southampton, PA 18966
	L. Webber DRAWN BY	
	CHECKED BY ENG. CDR.	PART NO.

D-Subminiature connectors with metal face
(Bright tin-plated C.R.S.)



EMI/RFI Shield (Bright tin-plated C.R.S.)

