

7000 Push Button Switches 16A 250Vac



- ▶ Round and rectangular push button switches
- ▶ Ratings up to 16A, 250V ac
- ▶ Latching and momentary
- ▶ Illuminated & non-illuminated
- ▶ Matching indicators
- ▶ Low profile version
- ▶ Panel cut outs:
25.0 dia
27.2 x 22.3

Approvals and specifications



16(4)A 250Vac T125
8(8)A 250Vac T85



UL CSA 16A Non Ind, 250Vac 1hp, 125Vac 1/2hp
UL 65°C, file no. E45221, CSA file no. LR10990

3mm contact gap.
Technical data on pages 4 & 5 (switches), 6 (indicators).

C 7053 A F ---

TERMINAL FUNCTION ROCKER BODY PRINT, COLOUR, ETC

push switches

TERMINAL	FUNCTION			ACTUATOR
C 6.3 x 0.8 9.1	7000		Single pole ON - OFF	A Round actuator shown in F body B Round actuator shown in G body C Round actuator - long shown in F body D Round actuator - sub panel mount S Rectangular actuator Shown in "A" body N/A for 7030
	7001		Single pole ON - OFF (momentary ON)	
	7003		Single pole ON - OFF with light	
	7004		Single pole ON - OFF (momentary ON) with light	
H 4.8 x 0.8 9.1	7050		Double pole ON - OFF	
	7051		Double pole ON - OFF (momentary ON)	
	7053		Double pole ON - OFF with light	
	7054		Double pole ON - OFF (momentary ON) with light	
	7030		Indicator 	



C7000AF ---




C7003AF ---



C7053CF ---



C7053BF ---



C7050SA ---



C7053AG ---



C7053DF ---



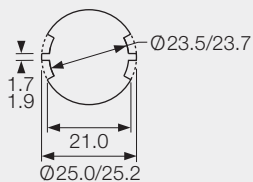
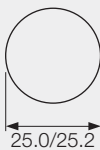
C7030AH ---

push switches

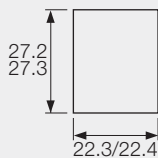
BODY

Panel cut-outs

F H G Body types fit either cut-out



A



Cut-outs must be punched in the direction of insertion

OPTIONS

Finish

Matt finish is standard on bodies.
Gloss finish is standard on actuators.

Colour

Call sales for custom colours.
A full range is available for large orders.

Legend printing

A wide range is available or call sales for custom legends.

Lamp voltage

Call sales for details of available voltages.

Weatherproof housing (E)

Additional housing which fits round body switches with an oversize housing with a clear silicone cover designed to IP65. Mounting hole dia: 38.0mm

DIMENSIONS (mm)

Panel thickness:

A 0.8 - 2.5mm

F, G, H 0.8 - 5.0mm

