

Wire Marker Cards

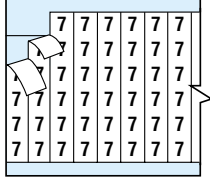


PART NUMBER EXPLANATION:

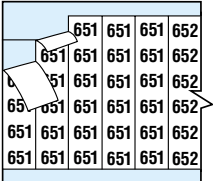
Most Brady part numbers in this section follow the same two-part format:

The first code indicates the Brady product being referenced, the second code indicates the marker legend.

Numbers



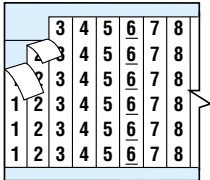
Higher Numbers



Mounted in groups of five identical groups per card.

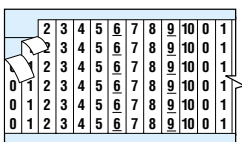
LEGEND		B-500 Vinyl Cloth	B-702 Vinyl Film	B-605 Over-Laminated	B-184 Aluminum Foil	B-12 Acetate Cloth	Markers per Card	
							1.500" (38.10 mm)	0.750" (19.05 mm)
	0	WM-0	TWM-0	OLWM-0	AF-0	HH-0	36	72
	1	WM-1	TWM-1	OLWM-1	AF-1	HH-1	36	72
	2	WM-2	TWM-2	OLWM-2	AF-2	HH-2	36	72
	and so on thru	and so on thru	and so on thru	and so on thru	and so on thru	and so on thru		
	25	WM-25	TWM-25	OLWM-25	AF-25	HH-25	36	72
	26	WM-26	TWM-26	OLWM-26	AF-26		36	72
	and so on thru	and so on thru	and so on thru	and so on thru	and so on thru		36	72
	WM-99	TWM-99	OLWM-99	AF-50			25	50
	601 - 605	WM-601-605					25	50
	606 - 610	WM-606-610					25	50
	611 - 615	WM-611-615					25	50
	and so on thru	and so on thru						
	921 - 925	WM-921-925						

Consecutive Numbers




LEGEND		B-500 Vinyl Cloth	B-702 Vinyl Film	B-605 Over-Laminated	B-184 Aluminum Foil	B-12 Acetate Cloth	Quantity Each		Markers per Card	
							Number Per Card	1.500" (38.10 mm)	0.750" (19.05 mm)	1.500" (38.10 mm)
	1-33	WM-1-33	TWM-1-33	OLWM-1-33	AF-1-33	HH-1-33	1	2	33	66
	34-66	WM-34-66	TWM-34-66	OLWM-34-66	AF-34-66	HH-34-66	1	2	33	66
	67-99	WM-67-99	TWM-67-99	OLWM-67-99	AF-67-99	HH-67-99	1	2	33	66
	100-124	WM-100-124	TWM-100-124	OLWM-100-124	AF-100-124		1	2	25	50
	125-149	WM-125-149	TWM-125-149	OLWM-125-149	AF-125-149		1	2	25	50
	and so on thru	and so on thru	and so on thru	and so on thru	and so on thru					
	WM-1775-1799	TWM-375-399	OLWM-250-274	AF-250-274			1	2	25	50

Consecutive Numbers Repeated



LEGEND		B-500 Vinyl Cloth	B-702 Vinyl Film	B-605 Over-Laminated	B-184 Aluminum Foil	Sequences per Card		Markers per Card	
						1.500" (38.10 mm)	0.750" (19.05 mm)	1.500" (38.10 mm)	0.750" (19.05 mm)
	1-3	WM-1-3	TWM-1-3		AF-1-3	12	24	36	72
	1-4	WM-1-4			AF-1-4	9	18	36	72
	1-5	WM-1-5				7	14	35	70
	1-6	WM-1-6				6	12	36	72
	1-8	WM-1-8				4	8	32	64
	1-9	WM-1-9			AF-1-9	4	8	36	72
	0-9	WM-0-9	TWM-0-9			3	6	30	60
	0-10	WM-0-10				3	6	33	66
	1-10	WM-1-10	TWM-1-10	OLWM-1-10	AF-1-10	3	6	30	60
	1-12	WM-1-12	TWM-1-12	OLWM-1-12	AF-1-12	3	6	36	72
	1-16	WM-1-16	TWM-1-16	OLWM-1-16	AF-1-16	2	4	32	64
	1-18	WM-1-18	TWM-1-18	OLWM-1-18	AF-1-18	2	4	36	64
	19-36	WM-19-36	TWM-19-36			2	4	36	72

► NYLON



- Markers apply quickly with a special Quik-Wand™ applicator
- Place the flared “shoe” end of the wand against the wire and push sleeve onto the wire
- Split sleeve with “chevron” locking design snaps on the wire, won't slip or slide.

Sizes 03 through 18 are supplied on wands with 30 sleeves per wand, 10 wands to a package. Sizes 23 and larger are packed 50 individual pieces per package.

Combination Packs: PREFIX SCNC Contains 10 wands, one wand each of 0 through 9.

Alpha Packs Contains 13 wands, one wand each of A through M or N through Z. (e.g. SCN07-A-M).

Color Coding Aids Users Brady Clip-Sleeve applicator wands are color coded for easy identification of sleeve sizes.

Size 03	Maroon	Size 10	Red
Size 05	Gray	Size 13	Dark Blue
Size 07	Light Blue	Size 15	Brown
Size 09	Green	Size 18	Yellow

For Wire Sizes Inch (mm)	SIZE 03* 0.037-0.051 (0.94-1.30)	SIZE 05* 0.053-0.073 (1.35-1.85)	SIZE 07 0.075-0.087 (1.901-2.21)	SIZE 09 0.098-0.110 (2.49-2.79)	SIZE 10 0.110-0.134 (2.79-3.40)	SIZE 13 0.134-0.181 (3.40-4.60)
Approx. Wire Gauge	26, 24	22, 20	18	18	16, 14	14
	Part Number	Part Number	Part Number	Part Number	Part Number	Part Number
0 and so on thru 9	SCN03-0 and so on thru SCN03-9	SCN05-0 and so on thru SCN05-9	SCN07-0 and so on thru SCN07-9	SCN09-0 and so on thru SCN09-9	SCN10-0 and so on thru SCN10-9	SCN13-0 and so on thru SCN13-9
0 - 9	SCNC-03	SCNC-05	SCNC-07	SCNC-09	SCNC-10	SCNC-13
A and so on thru Z	SCN03-A and so on thru SCN03-Z	SCN05-A and so on thru SCN05-Z	SCN07-A and so on thru SCN07-Z	SCN09-A and so on thru SCN09-Z	SCN10-A and so on thru SCN10-Z	SCN13-A and so on thru SCN13-Z
A - M			SCN07-A-M	SCN09-A-M	SCN10-A-M	SCN13-A-M
N - Z			SCN07-N-Z	SCN09-N-Z	SCN10-N-Z	SCN13-N-Z
+	SCN03-PLUS	SCN05-PLUS	SCN07-PLUS	SCN09-PLUS	SCN10-PLUS	SCN13-PLUS
-	SCN03-MINUS	SCN05-MINUS	SCN07-MINUS	SCN09-MINUS	SCN10-MINUS	SCN13-MINUS
BLANK		SCN05-BLANK	SCN07-BLANK	SCN09-BLANK	SCN10-BLANK	SCN13-BLANK
Parts per package	300	300	300	300	300	300

For Wire Sizes Inch (mm)	SIZE 15 0.154-0.177 (3.90-4.50)	SIZE 18 0.181-0.232 (4.60-5.89)	SIZE 23* 0.236-0.299 (5.99-7.59)	SIZE 36* 0.362-0.413 (9.19-10.49)	SIZE 45* 0.453-0.512 (11.51-13.00)	SIZE 61* 0.610-0.670 (15.49-17.02)
Approx. Wire Gauge	14, 12	10, 8	8, 4	4, 2	2, 1, 0, 00	00, 000
	Part Number	Part Number	Part Number	Part Number	Part Number	Part Number
0 and so on thru 9	SCN15-0 and so on thru SCN15-9	SCN18-0 and so on thru SCN18-9	SCN23-0 and so on thru SCN23-9	SCN36-0 and so on thru SCN36-9	SCN45-0 and so on thru SCN45-9	SCN61-0 and so on thru SCN61-9
0 - 9	SCNC-15	SCNC-18				
A and so on thru Z	SCN15-A and so on thru SCN15-Z	SCN18-A and so on thru SCN18-Z	SCN23-A and so on thru SCN23-Z	SCN36-A and so on thru SCN36-Z	SCN45-A and so on thru SCN45-Z	SCN61-A and so on thru SCN61-Z
A - M	SCN15-A-M	SCN18-A-M				
N - Z	SCN15-N-Z	SCN18-N-Z				
+	SCN15-PLUS	SCN18-PLUS	SCN23-PLUS	SCN36-PLUS	SCN45-PLUS	SCN61-PLUS
-	SCN15-MINUS	SCN18-MINUS	SCN23-MINUS	SCN36-MINUS	SCN45-MINUS	SCN61-MINUS
Blank	SCN15-BLANK	SCN18-BLANK				
Parts per package	300	300	50	50	50	50

*Consult factory for delivery of half alphabet wands (A-M, N-Z) in sizes 03, 05, 23, 36, 45 and 61.