



TE CONNECTIVITY (TE) - [Buchanan](#) | [BC6 Series](#)  
**BC6-T308-04=BC6 ASSEMBLY**

✓ ACTIVE

1546865-4

TE Internal Number: 1546865-4

Alias ID: BC6-T308-04

[Get Sample](#)

[Compatible Parts & Tooling](#)

**PRODUCT DRAWING**  
English

**3D PDF**

> [See All Documentation](#)

[Add to List](#) ▼ ▼ | [Documents](#) | [Features](#) | [Compliance](#) | [Similar Products](#)

North America ▼

DISTRIBUTOR	PHONE	STOCK	DATE AS OF	
MASTER ELECTRONICS CORP.	1-888-473-5297	620	2017/10/10	<a href="#">Visit Site</a>

**DOCUMENTATION**

FEATURES

PRODUCT COMPLIANCE

Product Drawings

[BC6-T308-XX ASSEMBLY](#)

PDF **(TIFF AVAILABLE)**

**English**

CAD Files

[Customer View Model](#)

3D\_IGS.ZIP

**English**

[Customer View Model](#)

3D\_STP.ZIP

**English**

[Customer View Model](#)

2D\_DXF.ZIP

**English**

[3D PDF](#)

PDF

**3D**

Catalog Pages/Data Sheets

[BUCHANAN TERMINAL BLOCKS CATALOG - BARRIER STRIPS](#)

PDF

**English**

[1-1773458-2\\_BARRIER\\_STRIPS\\_QUICK\\_REFERENCE\\_GUIDE](#)

Please review product documents or [contact us](#) for the latest agency approval information. Please Note: Use the Product Drawing for all design activity.

Product Type Features	Connector & Contact Terminates To	<b>Printed Circuit Board</b>
	Block Style	<b>Turret (Insulated)</b>
	Product Type	<b>Barrier Strip</b>
Configuration Features	Number of Positions	<b>4</b>
	Number of Rows	<b>1</b>
	Number of Levels	<b>1</b>
Electrical Characteristics	Current Rating (Max) (A)	<b>20</b>
	Current Rating (A)	<b>30</b>
	Voltage (V)	<b>300</b>
Body Features	Barrier Style	<b>Tri-Barrier</b>
	Color	<b>Black</b>
Contact Features	Terminal Material	<b>Copper Alloy</b>
	Terminal Plating Material	<b>Tin</b>
Termination Features	Bottom Termination Style	<b>Solder Turret</b>
Mechanical Attachment	Screw Size	<b>6-32</b>
	Mounting Ears	<b>With</b>
	Mounting Options	<b>End Mounting Ears</b>
	Screw Material	<b>Steel</b>
	Screw Plating Material	<b>Zinc Chromate</b>
	Top Hardware	<b>Wire Clamp Combo Head</b>
	Mounting Insert	<b>Without</b>
	Screw Head Type	<b>Combo Phil-Slot</b>



Mounting Angle

**Vertical**

Housing Features

Centerline (Pitch)

**9.53 mm [ .375 in ]**

Housing Material

**Thermoplastic**

Dimensions

Wire Range

**22 – 12AWG [ .326 – 3.31 mm<sup>2</sup> ]**

Length

**55.601 mm [ 2.189 in ]**

Industry Standards

UL Flammability Rating

**UL 94V-0**

Packaging Features

Packaging Method

**Package**

Packaging Quantity

**120**

Other

Comment

**Other options available upon request, consult our Product Information Center.**


Statement of Compliance

[Statement of Compliance](#)  
PDF

Compatible Products

[> Contact Product Support](#)

Also in the Series | [BC6 Series](#)



[Barrier Strips \(2135\)](#)

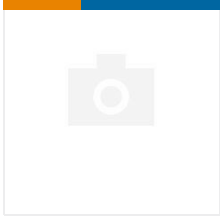
Customers Also Bought

[BARRIER STRIPS](#)

[CHASSIS PANEL MOUNT RESISTORS](#)

[THROUGH-HOLE RESISTORS](#)

[THROUGH-HOLE RESISTORS](#)



**BC6-F308-06, BC6  
SERIES**  
1986800-6



**HSA25 25K 5%**  
HSA2525KJ



**YR1 0.1% 34R8**  
YR1B34R8CC



**YR1 0.1% 17R4**  
YR1B17R4CC

About TE Connectivity

For Partners

Customer Support

**CALL US**

**LIVE CHAT**

United States

Our Company

Events

TE News Center

Careers


Investors

Corporate Responsibility

Terms and Conditions of  
Sale

Distributors

Suppliers

 Email or Call Us

 Find Authorized Distributors

 What's New on TE.com

 Product FAQs

Select Country & Language

United States (EN)

Germany (DE)

China (中文)

Japan (日本語)

Afghanistan (EN) ▼

Find Your Country ▼

[Terms of Use](#) | [Privacy](#) | [Cookie Policy](#) | [Accessibility](#) | [Site Map](#)



© 2017 TE Connectivity Corporation. All Rights Reserved