



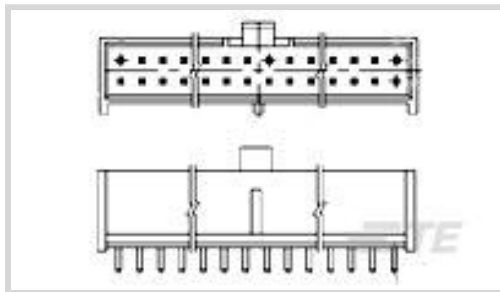
**FLEXPAC**

TE Internal #: 1-1658549-5

Header, Wire-to-Board, 20 Position, 2.54 mm [.1 in] Centerline, 2 Row, Vertical, Pin, Package, Zero Insertion Force (ZIF), Vertical, FFC Connectors

[View on TE.com >](#)

Connectors > PCB Connectors > Wire-to-Board Connectors > FFC, FPC & Ribbon Connectors > FFC Connectors



FFC Connector Product Type: **Header**

Connector System: **Wire-to-Board**

Number of Positions: **20**

Centerline (Pitch): **2.54 mm [.1 in]**

Number of Rows: **2**

**Features**

**Product Type Features**

Connector & Contact Terminates To	Printed Circuit Board
Connector & Housing Type	Plug
FFC Connector Product Type	Header
Connector System	Wire-to-Board
Insertion Force Type	Zero Insertion Force (ZIF)

**Configuration Features**

Number of Positions	20
Number of Rows	2
PCB Mount Orientation	Vertical

**Body Features**

Primary Product Color	Blue
-----------------------	------

**Contact Features**

PCB Contact Termination Area Plating Material Thickness	2.54 $\mu$ m[100 $\mu$ in]
Contact Layout	Inline
Contact Mating Area Plating Material	Gold (Au)
Contact Base Material	Phosphor Bronze
PCB Contact Termination Area Plating Material	Tin
Contact Mating Area Plating Material Thickness	.76 $\mu$ m[30 $\mu$ in]



Contact Type	Pin
--------------	-----

Contact Current Rating (Max)	2 A
------------------------------	-----

### Termination Features

Termination Method to PCB	Through Hole - Solder
---------------------------	-----------------------

Termination Post & Tail Length	2.54 mm[.1 in]
--------------------------------	----------------

### Mechanical Attachment

Mating Alignment Type	Polarization
-----------------------	--------------

Mating Retention Type	Detent Window
-----------------------	---------------

PCB Mount Retention	Without
---------------------	---------

Mating Retention	With
------------------	------

Mating Alignment	With
------------------	------

Panel Mount Feature	Without
---------------------	---------

Connector Mounting Type	Board Mount
-------------------------	-------------

### Housing Features

Housing Material	Nylon
------------------	-------

Centerline (Pitch)	2.54 mm[.1 in]
--------------------	----------------

FFC Cable Entry	Vertical
-----------------	----------

### Dimensions

Row-to-Row Spacing	2.54 mm[.1 in]
--------------------	----------------

PCB Thickness (Recommended)	1.57 mm[.062 in]
-----------------------------	------------------

### Usage Conditions

Operating Temperature Range	-55 – 105 °C[-67 – 221 °F]
-----------------------------	----------------------------

### Operation/Application

Circuit Application	Signal
---------------------	--------

### Industry Standards

UL Flammability Rating	UL 94V-0
------------------------	----------

### Packaging Features

Packaging Quantity	50
--------------------	----

Packaging Method	Package
------------------	---------

### Product Compliance

[For compliance documentation, visit the product page on TE.com>](#)



EU RoHS Directive 2011/65/EU	Compliant
EU ELV Directive 2000/53/EC	Compliant
China RoHS 2 Directive MIIT Order No 32, 2016	No Restricted Materials Above Threshold
EU REACH Regulation (EC) No. 1907/2006	Current ECHA Candidate List: JAN 2025 (247) Candidate List Declared Against: JAN 2025 (247) Does not contain REACH SVHC
Halogen Content	Low Halogen - Br, Cl, F, I < 900 ppm per homogenous material. Also BFR/CFR/PVC Free
Solder Process Capability	Wave solder capable to 265°C

Product Compliance Disclaimer

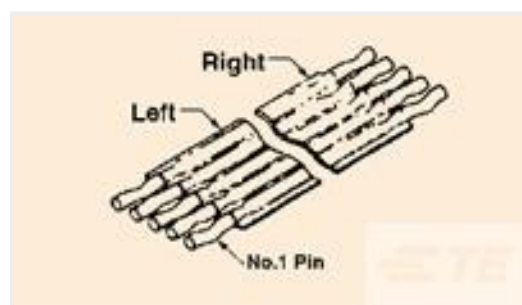
This information is provided based on reasonable inquiry of our suppliers and represents our current actual knowledge based on the information they provided. This information is subject to change. The part numbers that TE has identified as EU RoHS compliant have a maximum concentration of 0.1% by weight in homogenous materials for lead, hexavalent chromium, mercury, PBB, PBDE, DBP, BBP, DEHP, DIBP, and 0.01% for cadmium, or qualify for an exemption to these limits as defined in the Annexes of Directive 2011/65/EU (RoHS2). Finished electrical and electronic equipment products will be CE marked as required by Directive 2011/65/EU. Components may not be CE marked. Additionally, the part numbers that TE has identified as EU ELV compliant have a maximum concentration of 0.1% by weight in homogenous materials for lead, hexavalent chromium, and mercury, and 0.01% for cadmium, or qualify for an exemption to these limits as defined in the Annexes of Directive 2000/53/EC (ELV). Regarding the REACH Regulation, the information TE provides on SVHC in articles for this part number is based on the latest European Chemicals Agency (ECHA) 'Guidance on requirements for substances in articles' posted at this URL: <https://echa.europa.eu/guidance-documents/guidance-on-reach>

## Compatible Parts



## Customers Also Bought





TE Part #4-1437185-3  
FST-21.5Z-12



TE Part #2118708-2  
1 PC STD SHIELD, CRS-26.21X26.21X5.08MM




TE Part #4-2176070-6  
3521 750R 1% 2W



TE Part #2386211-1  
2POS, PIN DIA 1.0, HDR ASSY, 90DEG, COD A



TE Part #2-5767004-2  
MICTOR RECEPT ASSY, 38 POS.



TE Part #953440-2  
6W MOS HEADER BENT RIGHT

## Documents

### Product Drawings

[FPH-2022G=FLXPAC HDR P 20 ST LF](#)

English

### CAD Files

Customer View Model

[ENG\\_CVM\\_CVM\\_1-1658549-5\\_C.2d\\_dxf.zip](#)

English

[3D PDF](#)

3D

Customer View Model

[ENG\\_CVM\\_CVM\\_1-1658549-5\\_C.3d\\_igs.zip](#)

English

Customer View Model

[ENG\\_CVM\\_CVM\\_1-1658549-5\\_C.3d\\_stp.zip](#)

English

By downloading the CAD file I accept and agree to the [Terms and Conditions](#) of use.

### Product Specifications

[Product Specification](#)

English