

Panel Potentiometer

Model P230



Features:

- 24 mm rotary
- Conductive plastic element
- 500,000 cycle life
- Metal shaft
- Brass bushing



Model Styles Available

Side Adjust , Solder Lugs

P230

Electrical

Resistance Range, Ohms	500-1M
Standard Resistance Tolerance	± 20%
Residual Resistance	20 ohms max.
Input Voltage, maximum	500 Vac max.
Power rating, Watts	0.5W- B taper, 0.25W-others
Dielectric Strength	500Vac, 1 minute
Insulation Resistance, Minimum	100M ohms at 250Vdc
Sliding Noise	100mV max.
Actual Electrical Travel, Nominal	260°

Mechanical

Total Mechanical Travel	300°± 10°
Static Stop Strength	70 oz-in
Rotational Torque	0.5 to 1.25 oz-in

Environmental

Operating Temperature Range	-20°C to +70°C
Rotational Life	500,000 cycles

General Note

TT Electronics reserves the right to make changes in product specification without notice or liability. All information is subject to TT Electronics' own data and is considered accurate at time of going to print.

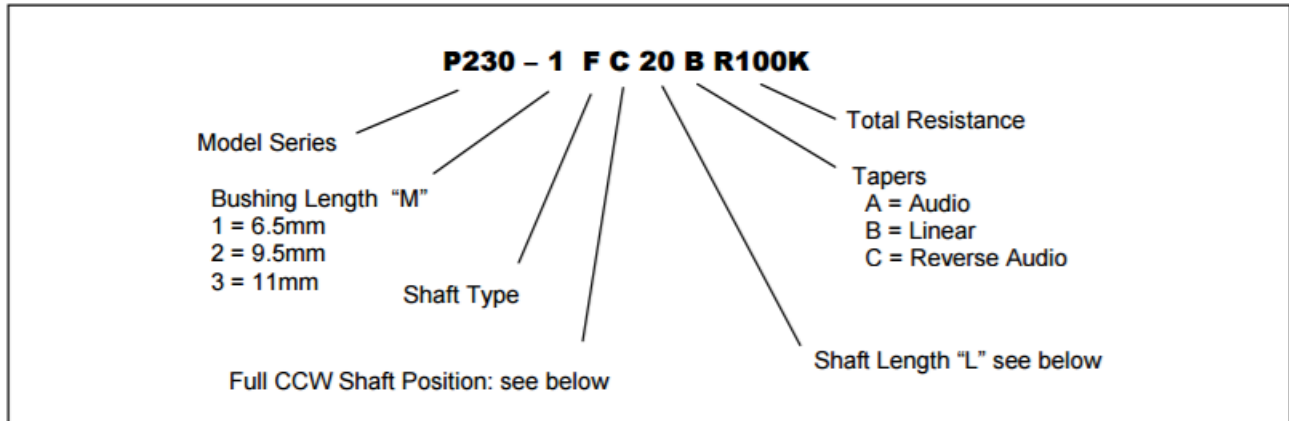
TT Electronics | BI Technologies
4200 Bonita Place, Fullerton, CA USA 92835 | Ph: +1 714 447 2345
www.ttelectronics.com | sensors@ttelectronics.com

Panel Potentiometer

Model P230



Ordering

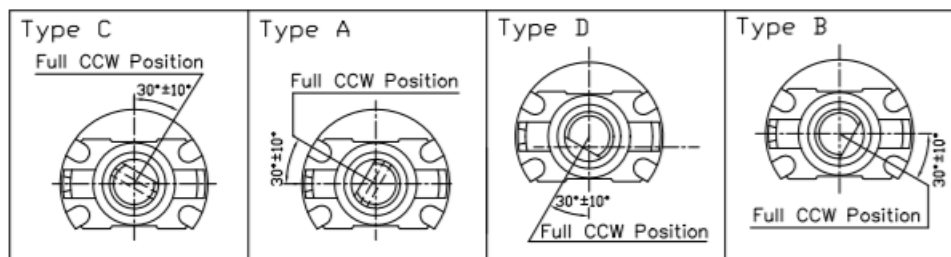


Shaft Types

E-TYPE						F-TYPE					M-TYPE					Q-TYPE								
L ±0.5						L ±0.5					L ±0.5					L ±0.5								
1.5						5.5					1.0					1.0								
+0						+0					+0					+0								
ø6.35-0.1						ø6.35-0.1					ø6.0-0.1					ø6.35-0.1								
L	15	20	22	25	30	35	T	7	12	12	12	12	T	7.5	7.5	12	12	12	T	6	6	12	12	12

Shaft Position (F-Type Shaft)

Dashed lines on Type "C" and Type "A" shows position of adjustment slot for E-Type shaft



STANDARD RESISTANCE VALUES, OHMS

500 1K 2K 5K 10K 20K 50K 100K 200K 500K 1MEG

General Note

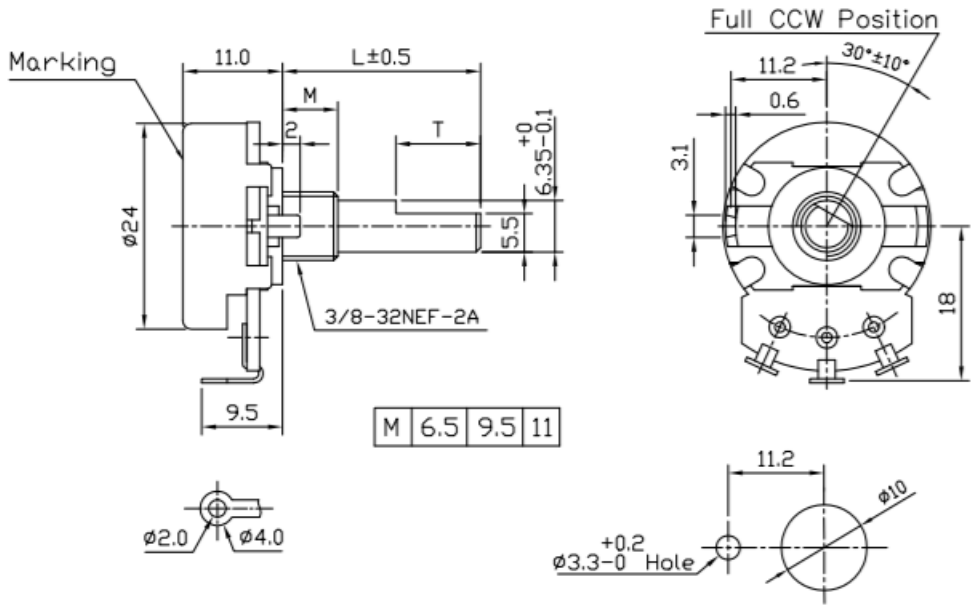
TT Electronics reserves the right to make changes in product specification without notice or liability. All information is subject to TT Electronics' own data and is considered accurate at time of going to print.

Panel Potentiometer

Model P230

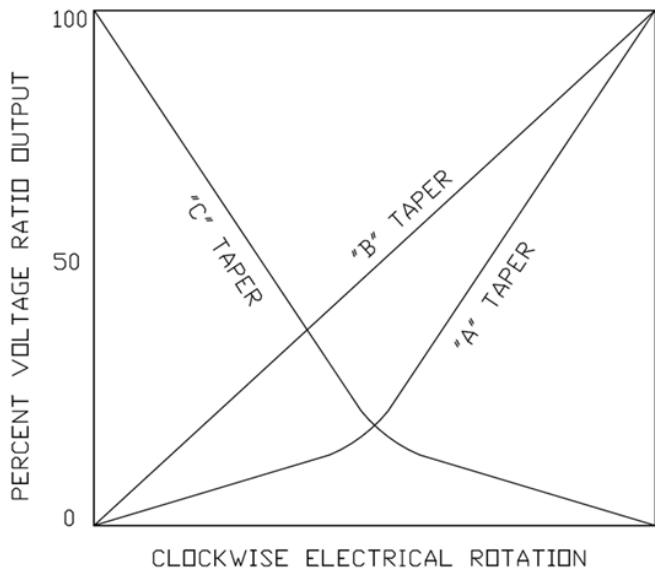
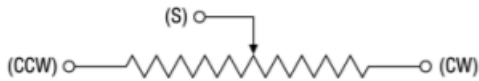


Outline Drawings



PANEL LAYOUT

CIRCUIT DIAGRAM



General Note
 TT Electronics reserves the right to make changes in product specification without notice or liability. All information is subject to TT Electronics' own data and is considered accurate at time of going to print.