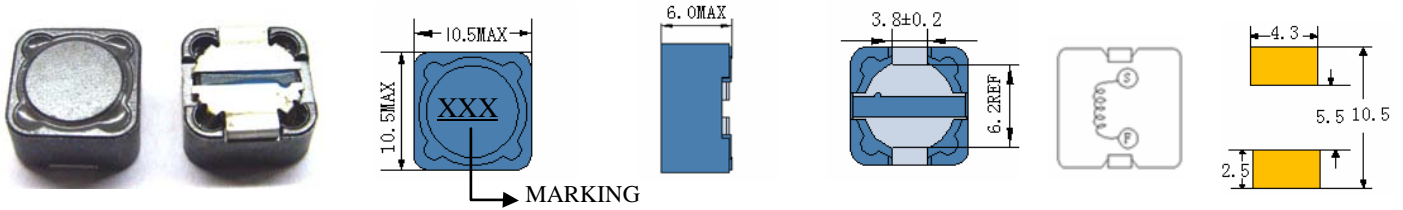


SCRH105A

SMD POWER INDUCTORS

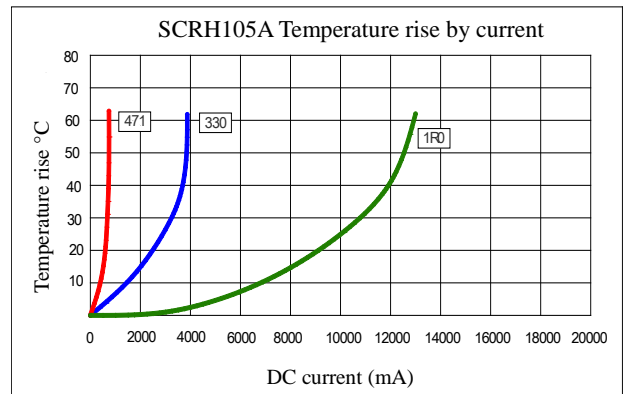
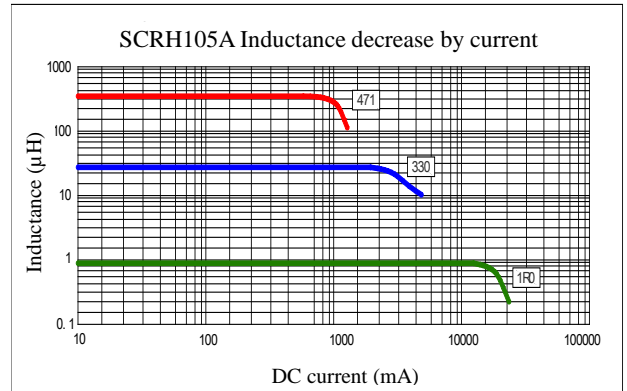


• Features

1. Magnetically shielded construction
2. Excellent Power Density
3. Engineered to Provide High Efficiency

ELECTRICAL CHARACTERISTICS

Part Number	Inductance (uH) (1)	Test Frequency	DC Resistance (Ω MAX) (2)	Saturation Current (A) (3)	Temperature Current (A) (4)
SCRH105A-1R0	1.0	100KHZ	6m	15.0	10.0
SCRH105A-2R5	2.5	100KHZ	11m	9.6	9.00
SCRH105A-3R3	3.3	100KHZ	15m	8.1	8.00
SCRH105A-47R	4.7	100KHZ	17m	6.5	7.20
SCRH105A-5R6	5.6	100KHZ	21m	6.2	6.00
SCRH105A-6R8	6.8	100KHZ	26m	5.5	5.40
SCRH105A-8R2	8.2	100KHZ	30m	5.0	4.86
SCRH105A-100	10	100KHZ	38m	4.6	4.62
SCRH105A-120	12	100KHZ	39m	4.2	4.38
SCRH105A-150	15	100KHZ	52m	3.6	4.29
SCRH105A-180	18	100KHZ	58m	3.4	4.16
SCRH105A-220	22	100KHZ	70m	3.0	3.95
SCRH105A-270	27	100KHZ	90m	2.8	3.20
SCRH105A-330	33	100KHZ	110m	2.6	3.00
SCRH105A-390	39	100KHZ	130m	2.3	2.60
SCRH105A-470	47	100KHZ	147m	2.1	2.47
SCRH105A-560	56	100KHZ	185m	2.0	2.22
SCRH105A-680	68	100KHZ	225m	1.8	2.11
SCRH105A-820	82	100KHZ	286m	1.6	1.90
SCRH105A-101	100	100KHZ	322m	1.4	1.60
SCRH105A-121	120	100KHZ	425m	1.3	1.30
SCRH105A-151	150	100KHZ	510m	1.2	1.17
SCRH105A-181	180	100KHZ	690m	1.1	1.05
SCRH105A-221	220	100KHZ	735m	1.0	0.99
SCRH105A-271	270	100KHZ	935m	0.86	0.94
SCRH105A-331	330	100KHZ	1.06	0.75	0.85
SCRH105A-391	390	100KHZ	1.36	0.70	0.77
SCRH105A-471	470	100KHZ	1.46	0.60	0.69



(1). Inductance tolerance for 1.0uH~8.2uH: $\pm 30\%$, for 10uH~470uH: $\pm 20\%$. Tested at 0.25V, 0ADC and 25°C

(2). DCR measured at 25°C.

(3). The DC current at which the inductance decreases by 25% from its initial value.

(4). The DC current that results in a 40°C temperature rise from 25°C ambient.

[Click here for QUANTITY PER REEL & PACKING INFORMATION](#)

Custom versions available upon request.