Product data sheet
Power connectors

Product description	**Bayonet Male cable connector, Contacts: 12, 7.0-13.0 mm, unshielded, crimping (Crimp contacts must be ordered separately), IP68/IP69K, UL 2238, VDE**
Area	**series 696**
Part no.	**99 6517 000 12**

Illustration

Scale drawing

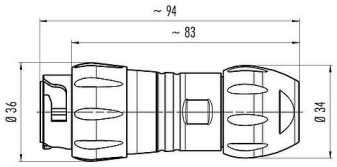

Contact arrangement (Plug-in side)

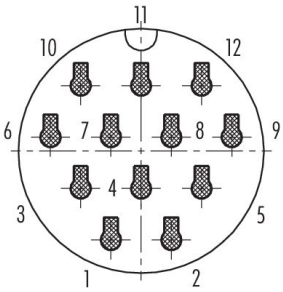

You can find the component part drawing and assembly instructions on the next page.

Technical data

General features

Part no.	99 6517 000 12
Connector design	Male cable connector
Version	Connector pin straight
Connector locking system	Bayonet
Termination	crimping (Crimp contacts must be ordered separately)
Degree of protection	IP68/IP69K
Connection cross-section	click here for more info
Cable outlet	7.0-13.0 mm
Temperature range from/to	-40 °C / 100 °C
Mechanical operation	> 500 Mating cycles
Weight (g)	55.90
Customs tariff number	85369010
Country of Origin	DE

Electrical parameters

Rated voltage	250 V
Rated impulse voltage	4000 V
Rated current	5.0 A
Insulation resistance	> 10^8 Ω
Pollution degree	3
Overvoltage category	III
Insulating material group	I
EMC compliance	unshielded

Product data sheet
Power connectors

Product description	**Bayonet Male cable connector, Contacts: 12, 7.0-13.0 mm, unshielded, crimping (Crimp contacts must be ordered separately), IP68/IP69K, UL 2238, VDE**
Area	**series 696**
Part no.	**99 6517 000 12**

Material

Housing material	PA
Contact body material	PA
Contact material	depending on crimp contact (accessory)
REACH SVHC	None (No pollutants)
SCIP number	SCIP-number not available

Authorization/approvals

Approvals	UL 2238, VDE

Classifications

eCl@ss 11.1	27-44-01-02
ETIM 9.0	EC002635

Declarations of conformity

Low Voltage Directive	2014/35/EU (EN 60529:1991 | 2014/35/EU;EN 60204-1:2018)

Product data sheet
Power connectors

Product description	**Bayonet Male cable connector, Contacts: 12, 7.0-13.0 mm, unshielded, crimping (Crimp contacts must be ordered separately), IP68/IP69K, UL 2238, VDE**
Area	**series 696**
Part no.	**99 6517 000 12**

Assembly instructions

1. *Strip to L = 50 mm length and take off cable jacket.*
2. *Bead pressing screw, pinch ring, seal and distance sleeve to cable.*
3. *Strip insulation of the single wires to L = 3.5 mm.*
4. *Crimp contacts to single wires.**
5. *Press crimped contacts into contact carrier until they snap into place. Then push the carrier into the connector sleeve to block.*

   Attention! *Bear in mind the positioning of the contacts in relation to the housing. The positioning of the contacts is stamped on the contact carrier.*

6. *Put locking unit to the thread of the connector sleeve and screw it with slight pressure towards the direction marked with an arrow until it stops. (recommended torque 0.8 Nm)*
7. *Push sealing ring into the pinch ring to block and fix both by screwing the pressing screw towards the connector sleeve. (recommended torque 2.5 Nm)*

Extracting the contacts:
As the contacts are full floating the extraction tool can be inserted with slight pendular movements to block. Afterwards press the extraction button.

* *Crimping tool for single contacts*
Ordering-No. 66 0001 014 100

Crimping tool for strip contacts
Ordering-No. 67 0001 014 100

Extraction tool for contacts
Ordering-No. 07 0090 000

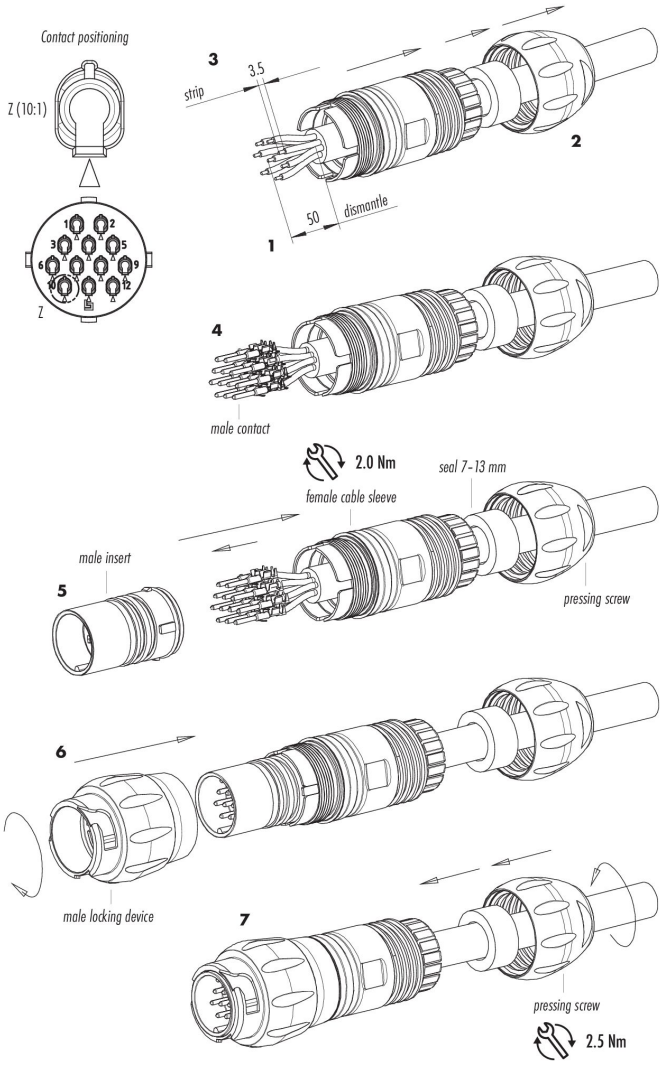

Product data sheet
Power connectors

Product description	**Bayonet Male cable connector, Contacts: 12, 7.0-13.0 mm, unshielded, crimping (Crimp contacts must be ordered separately), IP68/IP69K, UL 2238, VDE**
Area	**series 696**
Part no.	**99 6517 000 12**

Component part drawing

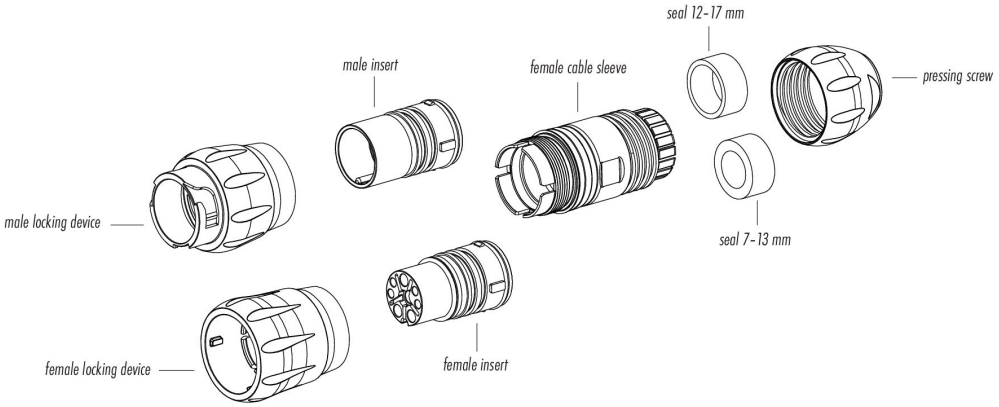

Date: 10.07.2025

Product description	**Bayonet Male cable connector, Contacts: 12, 7.0-13.0 mm, unshielded, crimping (Crimp contacts must be ordered separately), IP68/IP69K, UL 2238, VDE**
Area	**series 696**
Part no.	**99 6517 000 12**

Security notices

The connector must not be plugged or unplugged under load. Non-observance and improper use can result in personal injury.

The connectors have been developed for applications in plant engineering, control and electrical equipment construction. The user is responsible for checking whether the connectors can also be used in other areas of application.

To protect against unintentional opening of the connector, the thread between the housing and the connector head must be secured with a suitable cyanoacrylate adhesive when used in circuits with voltages dangerous to the touch. This does not apply to connectors used in SELV and PELV circuits according to IEC 61140 (EN 61140, VDE 0140-1).

Connectors which are used in circuits with voltages dangerous to the touch may only be installed and used by, or under the supervision of, persons with electrical engineering training, taking into account the applicable regulations and standards.

The user must take suitable safety precautions to ensure that the connector cannot be accidentally disconnected.

Plug connectors with enclosure protection IP67 and IP68 are not suitable for use under water. When used outdoors, the plug connectors must be protected separately against corrosion. For further information on the IP protection classes, please refer to the "Technical Information" download centre.

Please observe the pollution degree and the overvoltage category. For further information, please refer to the download center "Technical Information".

DECLARATION FROM THE MANUFACTURER

For part no.: 99 6517 000 12 **10/07/2025**

With regard to the

Regulation (EC) No 1907/2006 of the European Parliament and of the Council of 18 December 2006 concerning the Registration, Evaluation, Authorisation and Restriction of Chemicals (REACH), establishing a European Chemicals Agency, amending Directive 1999/45/EC and repealing Council Regulation (EEC) No 793/93 and Commission Regulation (EC) No 1488/94 as well as Council Directive 76/769/EEC and Commission Directives 91/155/EEC, 93/67/EEC, 93/105/EC and 2000/21/EC.

With the REACH regulation, the EU has created a uniform system for the Registration, Evaluation, Authorisation and restriction of CHemicals – or REACH. The purpose of this regulation is to ensure a high level of protection of human health and the environment.

Franz Binder GmbH & Co. Elektrische Bauelemente KG hereby confirms that it acts as a downstream user (producer of products) according to the aforementioned regulation.

We obtain all raw materials and/or preparations, from which the connectors are made, from suppliers who have already registered or pre-registered all substances, including those present in the preparations. The products supplied by the company are not subject to registration.

With regard to Article 33(1) of the REACH regulation, Franz Binder GmbH & Co. Elektrische Bauelemente KG complies with its information obligations:

An up-to-date candidate list (candidate list of substances of very high concern for authorisation, as of 25/06/2025 see: https://echa.europa.eu/de/candidate-list-table) in accordance with Article 59 (1, 10) of the regulation (EC) No 1907/2006 (REACH) has been published.
The aforementioned article includes the following substances from the up-to-date candidate list in concentrations of more than 0,1 percent by mass:

- None (No pollutants)

Please refer any questions to our Product Compliance Team:

Product-Compliance@binder-connector.de

DECLARATION FROM THE MANUFACTURER

For part no.: 99 6517 000 12 **10/07/2025**

With regard to the

COMMISSION DELEGATED DIRECTIVE (EU) 2015/863
of 31 March 2015
amending Annex II to Directive 2011/65/EU of the European Parliament and of the Council as regards the list of restricted substances

Directive 2011/65/EU stipulates provisions on the restriction of the use of hazardous substances in electrical and electronic equipment (EEE) with a view to contributing to the protection of human health and the environment, including the environmentally sound recovery and disposal of EEE waste.

ANNEX II
Restricted substances referred to in Article 4(1) and maximum concentration values tolerated by weight in homogeneous materials

Lead (0,1%) mercury (0,1%) cadmium (0,01%) hexavalent chromium (0,1%) polybrominated biphenyls (PBB) (0,1%) polybrominated diphenyl ethers (PBDE) (0,1%) bis(2-ethylhexyl) phthalate (DEHP) (0,1%) butyl benzyl phthalate (BBP) (0,1%) dibutyl phthalate (DBP) (0,1%) diisobutyl phthalate (DIBP) (0,1%)

Franz Binder GmbH & Co. Elektrische Bauelemente KG hereby confirms that it complies with all standard articles of the aforementioned Directive. Our products do not contain any of the specified prohibited substances above the maximum permitted concentrations specified therein, taking into account the exemptions in Annex III of Directive 2011/65/EU.

- Complies with RoHS III without exemption

Please refer any questions to our Product Compliance Team:

Product-Compliance@binder-connector.de

MANUFACTURER'S DECLARATION

For part no.: 99 6517 000 12 **10/07/2025**

with regard to

Declaration of compliance with China RoHS – Components

We herewith declare the compliance of this product with the Chinese marking requirements.
This product can be recycled and used safely during its environmentally friendly use period of 50 years. These articles will be sold as components only for manufacturing. According to the Electronic Industry Standard SJ/T 11364-2014 it needs not to be marked with Environmentally Friendly Use Period (EFUP) label. This product should be recycled after its environmental protection use period has expired because it may contain substances or elements as shown in the following table:

	Hazardous Substance					
Part Name	Lead (Pb)	Mercury (Hg)	Cadmium (Cd)	Hexavalent Chromium (Cr(VI))	Polybrominated biphenyls (PBB)	Polybrominated diphenyl ethers (PBDE)
Connectors	0	O	O	O	O	O

This table is prepared in accordance with the provisions of SJ/T 11364.

O: Indicates that said hazardous substance contained in all of the homogeneous materials for this part is below the limit requirement of GB/T 26572

X: Indicates that said hazardous substance contained in at least one of the homogeneous materials used for this part is above the limit requirement of GB/T 26572

The table shows where these substances may be found in this Electrical and Electronic Product.

Please refer any questions to our Product Compliance Team:

Product-Compliance@binder-connector.de

Certificate of Compliance

Certificate Number:

UL-US-2569538-0

Report Reference:

E302391-20140401

Issue Date:

2025-05-19

Issued to:

Franz Binder GmbH & Co. Elektrische Bauelemente KG
Roetelstrasse 27 Neckarsulm 74172
Germany

This certificate confirms that representative samples of:

CYJV2 - Cable Assemblies and Fittings for Industrial Control and Signal Distribution - Component

See Addendum Page for Product Designation(s).

Have been evaluated by UL in accordance with the component requirements in the Standard(s) indicated on this Certificate. UL Recognized components are incomplete in certain constructional features or restricted in performance capabilities and are intended for installation in complete equipment submitted for investigation to UL LLC.

UL 2238, 3rd Ed., Issue Date: 2018-10-2, Revision Date: 2019-10-15

Additional Information:
See UL Product iQ® at https://iq.ulprospector.com for additional information.

This Certificate of Compliance indicates that representative samples of the product described in the certification report have met the requirements for UL certification. It does not provide authorization to apply the UL Recognized Component Mark. Only the Authorization Page that references the Follow-Up Services Procedure for ongoing surveillance provides authorization to apply the UL Mark.

Only those products bearing the UL Recognized Component Mark should be considered as being UL Certified and covered under UL's Follow-Up Services.

Look for the UL Recognized Component Mark on the product.

David Piecuch
UL Mark Certification Program Owner

Any information and documentation involving UL Mark services are provided on behalf of UL LLC (UL) or any authorized licensee of UL. For questions, please contact UL Solutions Customer Service at https://www.ul.com/contact-us.

© 2025 UL LLC. All rights reserved.
Form-ULID-019496 – ver 1.0

CERTIFICATE OF COMPLIANCE

Certificate number	UL-US-2569538-0
Report reference	E302391-20140401
Date	2025-05-19

This is to certify that representative samples of the product as specified on this certificate were tested according to the current UL requirements.

Cable assemblies

Model(s): 99 6489 000 05, 99 6489 100 05, 99 6490 000 05, 99 6490 100 05, 99 6501 000 08, 99 6501 100 08, 99 6502 000 08, 99 6502 100 08, 99 6517 000 12, 99 6517 100 12, 99 6518 000 12, 99 6518 100 12

Panel mount fittings

Model(s): Outlet Series 765, : 09 6491 000 05, 09 6491 100 05, 09 6492 000 05, 09 6492 100 05, 09 6492 200 05, 09 6503 000 08, 09 6503 100 08, 09 6504 000 08, 09 6504 100 08, 09 6504 200 08,, 09 6519 000 12, 09 6519 100 12, 09 6520 000 12, 09 6520 100 12, 09 6520 200 12

Any information and documentation involving UL Mark services are provided on behalf of UL LLC (UL) or any authorized licensee of UL. For questions, please contact UL Solutions Customer Service at https://www.ul.com/contact-us.

© 2025 UL LLC. All rights reserved.

Certificate of Compliance

Certificate Number:

UL-CA-2551157-1

Report Reference:

E302391-20140401

Issue Date:

2025-05-19

Issued to:

Franz Binder GmbH & Co. Elektrische Bauelemente KG
Roetelstrasse 27 Neckarsulm 74172
Germany

This certificate confirms that representative samples of:

CYJV8 - Cable Assemblies and Fittings for Industrial Control and Signal Distribution Certified for Canada - Component

See Addendum Page for Product Designation(s).

Have been evaluated by UL in accordance with the component requirements in the Standard(s) indicated on this Certificate. UL Recognized components are incomplete in certain constructional features or restricted in performance capabilities and are intended for installation in complete equipment submitted for investigation to UL LLC.

CSA C22.2 No. 182.3, 2nd Ed., Issue Date: 2016-07-01, Revision Date: 2019-01-01

Additional Information:
See UL Product iQ® at https://iq.ulprospector.com for additional information.

This Certificate of Compliance indicates that representative samples of the product described in the certification report have met the requirements for UL certification. It does not provide authorization to apply the UL Recognized Component Mark. Only the Authorization Page that references the Follow-Up Services Procedure for ongoing surveillance provides authorization to apply the UL Mark.

Only those products bearing the UL Recognized Component Mark should be considered as being UL Certified and covered under UL's Follow-Up Services.

Look for the UL Recognized Component Mark on the product.

David Piecuch
UL Mark Certification Program Owner

Any information and documentation involving UL Mark services are provided on behalf of UL LLC (UL) or any authorized licensee of UL. For questions, please contact UL Solutions Customer Service at https://www.ul.com/contact-us.

© 2025 UL LLC. All rights reserved.
Form-ULID-019496 – ver 1.0

CERTIFICATE OF COMPLIANCE

Certificate number	UL-CA-2551157-1
Report reference	E302391-20140401
Date	2025-05-19

This is to certify that representative samples of the product as specified on this certificate were tested according to the current UL requirements.

Cable assemblies

Model(s): 99 6489 000 05, 99 6489 100 05, 99 6490 000 05, 99 6490 100 05, 99 6501 000 08, 99 6501 100 08, 99 6502 000 08, 99 6502 100 08, 99 6517 000 12, 99 6517 100 12, 99 6518 000 12, 99 6518 100 12

Panel mount fittings

Model(s): Outlet Series 765, : 09 6491 000 05, 09 6491 100 05, 09 6492 000 05, 09 6492 100 05, 09 6492 200 05, 09 6503 000 08, 09 6503 100 08, 09 6504 000 08, 09 6504 100 08, 09 6504 200 08,, 09 6519 000 12, 09 6519 100 12, 09 6520 000 12, 09 6520 100 12, 09 6520 200 12

Any information and documentation involving UL Mark services are provided on behalf of UL LLC (UL) or any authorized licensee of UL. For questions, please contact UL Solutions Customer Service at https://www.ul.com/contact-us.

© 2025 UL LLC. All rights reserved.
Form-ULID-019496 – ver 1.0

EU DECLARATION OF CONFORMITY

Manufacturer	**Franz Binder GmbH & Co.** **Elektrische Bauelemente KG** **Rötelstraße 27** **D-74172 Neckarsulm**
Part no.	**99 6517 000 12**
Product	
Series	**series 696**

This product complies with the requirements of the following European Directive:
Directive 2014/35/EU of the European Parliament and of the council of 26 February 2014 on the harmonisation of the laws of the Member States relating to the making available on the market of electrical equipment designed for use within certain voltage limits (recast).
The following harmonized standards have been applied for conformity assessment:

EN 60529:1991 | 2014/35/EU;EN 60204-1:2018 *)

*) This standard is currently not harmonized

References to standards apply to references to their amendments, if these amendments are listed to the respective directives in the Official Journal of the European Union.

This declaration of conformity is issued under the sole responsibility of the manufacturer.

Neckarsulm, 2025-03-05

i.A. Soner Cakar
Product Compliance Manager

UKCA DECLARATION OF CONFORMITY

Manufacturer	**Franz Binder GmbH & Co.** **Elektrische Bauelemente KG** **Rötelstraße 27** **D-74172 Neckarsulm**
Object of the declaration	**Connector (COC)**
Product	**99 6517 000 12**

The object of the declaration described above is in conformity with the relevant UK-Regulations and UK-Guidelines:

The Electrical Equipment (Safety) Regulations 2016
STATUTORY INSTRUMENTS
2016 No. 1101
CONSUMER PROTECTION
HEALTH AND SAFETY

References of standards and/ or technical specifications applied for this declaration of conformity, or parts thereof:

2016 No. 1101: **EN 61984:2009** *)

*) This standard is currently not listed in the assigned directive.

This declaration is issued under the sole responsibility of the manufacturer.

Neckarsulm, 2025-03-05

i.A. Soner Cakar
Product Compliance Manager