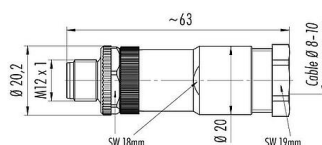


Product description	<b>M12 Male cable connector, Contacts: 4, 8.0-10.0 mm, unshielded, screw clamp, IP67, UL 2238, VDE, PG 11, for the power supply</b>
Area	<b>series 713</b>
Part no.	<b>99 0429 19 04</b>

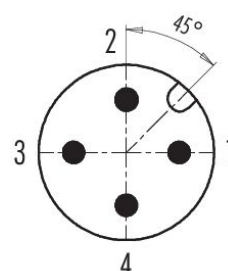
### Illustration



### Scale drawing



### Contact arrangement (Plug-in side)



You can find the assembly instructions on the next page.

## Technical data

### General features

Part no.	<b>99 0429 19 04</b>
Connector design	Male cable connector
Type standard	DIN EN 61076-2-101
Version	Connector pin straight
Connector locking system	screw
Termination	screw clamp
Degree of protection	IP67
Connection cross-section	max. 1.50 mm <sup>2</sup> / AWG 16
Cable outlet	8.0-10.0 mm
Temperature range from/to	-40 °C / 85 °C
Mechanical operation	> 100 Mating cycles
Weight (g)	23.00
Customs tariff number	85369010
Country of Origin	DE

### Electrical parameters

Rated voltage	250 V
Rated impulse voltage	2500 V
Rated current	8.0 A
Insulation resistance	> 10 <sup>8</sup> Ω

# Product data sheet

## Automation technology - Sensors and actuators



Product description	<b>M12 Male cable connector, Contacts: 4, 8.0-10.0 mm, unshielded, screw clamp, IP67, UL 2238, VDE, PG 11, for the power supply</b>
Area	<b>series 713</b>
Part no.	<b>99 0429 19 04</b>

Pollution degree	3
Overvoltage category	II
Insulating material group	III
EMC compliance	unshielded

### Material

Housing material	PA
Contact body material	PA
Contact material	CuZn (brass)
Contact plating	Au (gold)
Locking material	Zinc die-cast nickel-plated
REACH SVHC	CAS 7439-92-1 (Lead)
SCIP number	5c29ccee-6303-4232-b7e1-5498fc463825

### Authorization/approvals

Approvals	UL 2238, VDE
-----------	--------------

### Classifications

eCl@ss 11.1	27-44-01-02
ETIM 9.0	EC002635

### Declarations of conformity

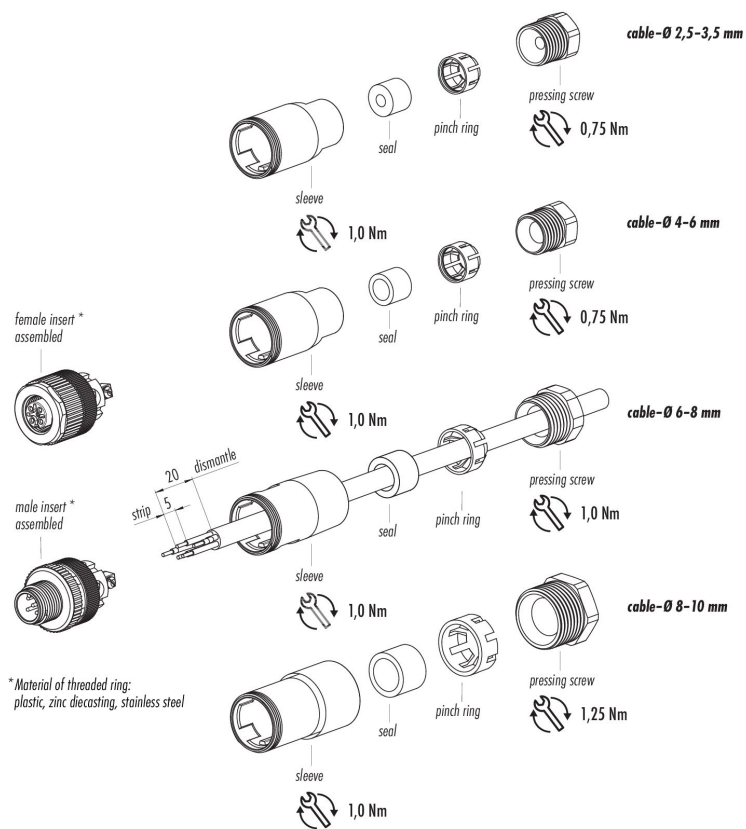
Low Voltage Directive	2014/35/EU (EN 60204-1:2018;EN 60529:1991)
-----------------------	--



Product description	<b>M12 Male cable connector, Contacts: 4, 8.0-10.0 mm, unshielded, screw clamp, IP67, UL 2238, VDE, PG 11, for the power supply</b>
Area	<b>series 713</b>
Part no.	<b>99 0429 19 04</b>

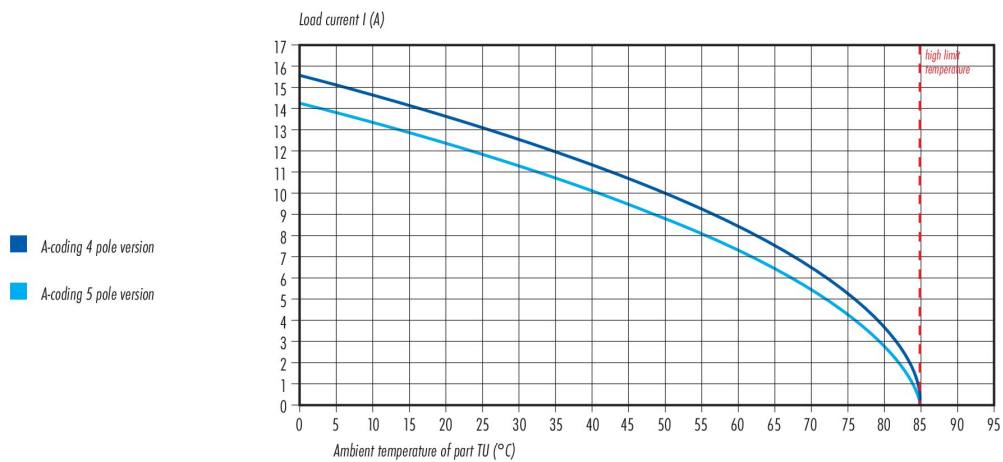
## Assembly instructions

1. Bead pressing screw, pinch ring, seal and sleeve to cable.
2. Dismantle cable.
3. Strip and screw on single wires:  
4, 5 pole: 0.4 Nm, 8 pole: 0.2 Nm.
4. Screw sleeve to male/female insert.
5. Push seal and pinch ring into sleeve.
6. Tighten pressing screw.



Product description	<b>M12 Male cable connector, Contacts: 4, 8.0-10.0 mm, unshielded, screw clamp, IP67, UL 2238, VDE, PG 11, for the power supply</b>
Area	<b>series 713</b>
Part no.	<b>99 0429 19 04</b>

## Derating curve



Product description	<b>M12 Male cable connector, Contacts: 4, 8.0-10.0 mm, unshielded, screw clamp, IP67, UL 2238, VDE, PG 11, for the power supply</b>
Area	<b>series 713</b>
Part no.	<b>99 0429 19 04</b>

## Security notices

The connector must not be plugged or unplugged under load. Non-observance and improper use can result in personal injury.

The connectors have been developed for applications in plant engineering, control and electrical equipment construction. The user is responsible for checking whether the connectors can also be used in other areas of application.

To protect against unintentional opening of the connector, the thread between the housing and the connector head must be secured with a suitable cyanoacrylate adhesive when used in circuits with voltages dangerous to the touch. This does not apply to connectors used in SELV and PELV circuits according to IEC 61140 (EN 61140, VDE 0140-1).

Connectors which are used in circuits with voltages dangerous to the touch may only be installed and used by, or under the supervision of, persons with electrical engineering training, taking into account the applicable regulations and standards.

The user must take suitable safety precautions to ensure that the connector cannot be accidentally disconnected.

Plug connectors with enclosure protection IP67 and IP68 are not suitable for use under water. When used outdoors, the plug connectors must be protected separately against corrosion. For further information on the IP protection classes, please refer to the "Technical Information" download centre.

To lock the cable connector with the device connector, the threaded ring is tightened "hand-tight" (approx. 60 cNm).

The user must take appropriate safety precautions to ensure that the connector cannot be accidentally disconnected. In addition, the user must ensure that the cable is suitably secured.

## DECLARATION FROM THE MANUFACTURER

For part no.: 99 0429 19 04

14/07/2025

With regard to the

**Regulation (EC) No 1907/2006 of the European Parliament and of the Council of 18 December 2006 concerning the Registration, Evaluation, Authorisation and Restriction of Chemicals (REACH), establishing a European Chemicals Agency, amending Directive 1999/45/EC and repealing Council Regulation (EEC) No 793/93 and Commission Regulation (EC) No 1488/94 as well as Council Directive 76/769/EEC and Commission Directives 91/155/EEC, 93/67/EEC, 93/105/EC and 2000/21/EC.**

With the REACH regulation, the EU has created a uniform system for the Registration, Evaluation, Authorisation and restriction of CHEMicals – or REACH. The purpose of this regulation is to ensure a high level of protection of human health and the environment.

Franz Binder GmbH & Co. Elektrische Bauelemente KG hereby confirms that it acts as a downstream user (producer of products) according to the aforementioned regulation.

We obtain all raw materials and/or preparations, from which the connectors are made, from suppliers who have already registered or pre-registered all substances, including those present in the preparations. The products supplied by the company are not subject to registration.

With regard to Article 33(1) of the REACH regulation, Franz Binder GmbH & Co. Elektrische Bauelemente KG complies with its information obligations:

An up-to-date candidate list (candidate list of substances of very high concern for authorisation, as of 25/06/2025 see: <https://echa.europa.eu/de/candidate-list-table>) in accordance with Article 59 (1, 10) of the regulation (EC) No 1907/2006 (REACH) has been published.

The aforementioned article includes the following substances from the up-to-date candidate list in concentrations of more than 0,1 percent by mass:

- CAS 7439-92-1 (Lead)

Please refer any questions to our Product Compliance Team:

[Product-Compliance@binder-connector.de](mailto:Product-Compliance@binder-connector.de)

## DECLARATION FROM THE MANUFACTURER

For part no.: 99 0429 19 04

14/07/2025

With regard to the

### COMMISSION DELEGATED DIRECTIVE (EU) 2015/863 of 31 March 2015

**amending Annex II to Directive 2011/65/EU of the European Parliament and of the Council as regards  
the list of restricted substances**

Directive 2011/65/EU stipulates provisions on the restriction of the use of hazardous substances in electrical and electronic equipment (EEE) with a view to contributing to the protection of human health and the environment, including the environmentally sound recovery and disposal of EEE waste.

#### ANNEX II

Restricted substances referred to in Article 4(1) and maximum concentration values tolerated by weight in homogeneous materials

Lead (0,1%) mercury (0,1%) cadmium (0,01%) hexavalent chromium (0,1%) polybrominated biphenyls (PBB) (0,1%) polybrominated diphenyl ethers (PBDE) (0,1%) bis(2-ethylhexyl) phthalate (DEHP) (0,1%) butyl benzyl phthalate (BBP) (0,1%) dibutyl phthalate (DBP) (0,1%) diisobutyl phthalate (DIBP) (0,1%)

Franz Binder GmbH & Co. Elektrische Bauelemente KG hereby confirms that it complies with all standard articles of the aforementioned Directive. Our products do not contain any of the specified prohibited substances above the maximum permitted concentrations specified therein, taking into account the exemptions in Annex III of Directive 2011/65/EU.

- Complies with RoHS III with exemption 6c

Please refer any questions to our Product Compliance Team:

Product-Compliance@binder-connector.de

## MANUFACTURER'S DECLARATION

For part no.: 99 0429 19 04

14/07/2025

with regard to

### Declaration of compliance with China RoHS – Components

We herewith declare the compliance of this product with the Chinese marking requirements. This product can be recycled and used safely during its environmentally friendly use period of 50 years. These articles will be sold as components only for manufacturing. According to the Electronic Industry Standard SJ/T 11364-2014 it needs not to be marked with Environmentally Friendly Use Period (EFUP) label. This product should be recycled after its environmental protection use period has expired because it may contain substances or elements as shown in the following table:

Part Name	Hazardous Substance					
	Lead (Pb)	Mercury (Hg)	Cadmium (Cd)	Hexavalent Chromium (Cr(VI))	Polybrominated biphenyls (PBB)	Polybrominated diphenyl ethers (PBDE)
Connectors	X	0	0	0	0	0

This table is prepared in accordance with the provisions of SJ/T 11364.

0: Indicates that said hazardous substance contained in all of the homogeneous materials for this part is below the limit requirement of GB/T 26572

X: Indicates that said hazardous substance contained in at least one of the homogeneous materials used for this part is above the limit requirement of GB/T 26572

The table shows where these substances may be found in this Electrical and Electronic Product.

Please refer any questions to our Product Compliance Team:

[Product-Compliance@binder-connector.de](mailto:Product-Compliance@binder-connector.de)

# Certificate of Compliance

**Certificate Number:**

UL-US-2402679-8

**Report Reference:**

E302391-20140203

**Issue Date:**

2025-04-08

Issued to:

**Franz Binder GmbH & Co. Elektrische Bauelemente KG**  
**Roetelstrasse 27 Neckarsulm 74172**  
**Germany**

This certificate confirms that representative samples of:

**CYJV2 - Cable Assemblies and Fittings for Industrial Control and Signal Distribution - Component**

**See Addendum Page for Product Designation(s).**

Have been evaluated by UL in accordance with the component requirements in the Standard(s) indicated on this Certificate. UL Recognized components are incomplete in certain constructional features or restricted in performance capabilities and are intended for installation in complete equipment submitted for investigation to UL LLC.

**UL 2238, Edition 3, Issue Date 2018-10-02, Revision Date 2024-12-05**

Additional Information:

See UL Product iQ® at <https://iq.ulprospector.com> for additional information.

This Certificate of Compliance indicates that representative samples of the product described in the certification report have met the requirements for UL certification. It does not provide authorization to apply the UL Recognized Component Mark. Only the Authorization Page that references the Follow-Up Services Procedure for ongoing surveillance provides authorization to apply the UL Mark.

Only those products bearing the UL Recognized Component Mark should be considered as being UL Certified and covered under UL's Follow-Up Services.

Look for the UL Recognized Component Mark on the product.



A handwritten signature in black ink, appearing to read 'David Piecuch'.

David Piecuch  
UL Mark Certification Program Owner

Any information and documentation involving UL Mark services are provided on behalf of UL LLC (UL) or any authorized licensee of UL. For questions, please contact UL Solutions Customer Service at <https://www.ul.com/contact-us>.

# CERTIFICATE OF COMPLIANCE

Certificate number UL-US-2402679-8  
Report reference E302391-20140203  
Date 2025-04-08

This is to certify that representative samples of the product as specified on this certificate were tested according to the current UL requirements.

## Adapter

**Model(s):** 09-5240-10-04, 09-5241-10-05, 09-5244-10-08, 09-5260-10-04

## Female Cable Fittings

**Model(s):** 99-0686-48-03

## Female cable fittings

**Model(s): Series 813,** : 99-0630-24-04, 99-0630-32-04, 99-1632-812-04, 99-1632-814-04

**Series 814,** : 99-0686-19-03, 99-0686-32-03, 99-0690-24-04, 99-0690-32-04

**Series 823,** : 99-0638-29-04, 99-0640-58-05

**Series 824,** : 99-0700-58-05

**Series Power 713,** : 99-0430-19-04, 99-0430-58-04, 99-0436-19-05, 99-0436-58-05

## Female cable fittings, "813 Series"

**Model(s):** 99-0630-19-04, 99-0630-58-04, 99-0640-29-05

## Female cable fittings, "814 Series"

**Model(s):** 99-0690-19-04, 99-0690-58-04

**Female cable fittings, "824 Series",** : 99-0700-29-05

## Inlet

**Model(s):** 09-0641-400-0, 09-0691-300-04, 09-0691-320-04

## Inlets

**Model(s): Series 813,** : 09-0631-120-04, 09-0631-300-04, 09-0631-320-04, 09-0631-642-04, 09-0631-83-04, 09-0631-90-04, 99-0633-500-04

**Series 814,** : 09-0687-121-03, 09-0687-700-03, 09-0691-121-04, 09-0691-642-04, 09-5271-10-04, 76 0241 0136 00033, 76 0641 1136 00033, 99-0693-500-04

**Series 823,** : 09-0641-100-04, 09-0641-100-05, 09-0641-400-05, 09-0641-700-05, 09-0641-800-05, 09-0641-90-04, 09-0641-900-04, 09-5291-10-05, 99-0641-10-05, 99-0641-20-05

**Series 824,** : 09-0701-300-05, 09-0701-400-05, 09-0701-700-05, 09-0701-800-05

**Series Power 713,** : 09-3431-433-04, 09-3431-437-04, 09-3441-433-05, 99-0381-500-08, 99-0431-500-04, 99-0433-500-05

**Model(s): Series 823,** : 76 followed by 02 or 06, followed by 43 followed by 0 or 1, followed by 0, followed by 15 or 24, followed by 00 or any two digits, followed by 0 or 8, followed by 44 or 45, followed by any other 4 digits

**Model(s): Series 824,** : 76 followed by 02 or 06, followed by 45 followed by 0 or 1, followed by 1, followed by 34 or 36, followed by 00 or any two digits, followed by 0, followed by 35, followed by any other 4 digits

**Model(s): Series 813,** : 76 followed by 02, 04, 06, 09, 43 or 47, followed by 39 followed by 0, 1 or 3, followed by 0 or 1, followed by 15, followed by 00 or any two digits, followed by 0, followed by 44, followed by any other 4 digits

## Inlets, "813 Series"

**Model(s):** 09-0631-070-04, 09-0631-700-04

## Inlets, "814 Series"

**Model(s):** 09-0691-070-04, 09-0691-700-04

## Male Cable Fitting

**Model(s):** 99-0685-48-03



Any information and documentation involving UL Mark services are provided on behalf of UL LLC (UL) or any authorized licensee of UL. For questions, please contact UL Solutions Customer Service at <https://www.ul.com/contact-us>.

# CERTIFICATE OF COMPLIANCE

Certificate number UL-US-2402679-8  
Report reference E302391-20140203  
Date 2025-04-08

## Male cable fittings

**Model(s): Series 813**, : 99-0629-24-04, 99-0629-32-04, 99-1631-812-04, 99-1631-814-04  
**Series 814**, : 99-0685-19-03, 99-0685-32-03, 99-0689-24-04, 99-0689-32-04  
**Series 823**, : 99-0637-29-04, 99-0639-58-05  
**Series 824**, : 99-0699-58-05  
**Series Power 713**, : 99-0429-19-04, 99-0429-58-04, 99-0437-19-05, 99-0437-58-05

## Male cable fittings, "813 Series"

**Model(s)**: 99-0629-19-04, 99-0629-58-04  
**Male cable fittings, "823 Series"**, : 99-0639-29-05

## Male cable fittings, "814 Series"

**Model(s)**: 99-0689-19-04, 99-0689-58-04  
**Male cable fittings, "824 Series"**, : 99-0699-29-05

## Outlet

**Model(s)**: 09-0692-300-04, 09-0692-321-04, 09-5260-10-04, 99-0694-500-04

## Outlets

**Model(s): Series 813**, : 09-0632-120-04, 09-0632-300-04, 09-0632-321-04, 09-0632-642-04, 09-0632-90-04, 99-0634-500-04  
**Series 814**, : 09-0688-121-03, 09-0688-700-03, 09-0692-121-04, 09-0692-642-04, 09-5270-10-03, 76 0242 0136 00033, 76 0642 1136 00033  
**Series 823**, : 09-0642-100-04, 09-0642-100-05, 09-0642-400-05, 09-0642-700-05, 09-0642-800-05, 09-0642-90-04, 09-0642-900-04, 99-0642-10-05, 99-0642-20-05  
**Series 824**, : 09-0702-300-05, 09-0702-400-05, 09-0702-700-05, 09-0702-800-05, 09-5290-10-05  
**Series Power 713**, : 09-3432-433-04, 09-3432-437-04, 09-3442-433-05, 99-0382-500-08, 99-0432-500-04, 99-0434-500-05  
**Model(s): Series 823**, : 76 followed by 02 or 06, followed by 44 followed by 0 or 1, followed by 0, followed by 15 or 24, followed by 00 or any two digits, followed by 0 or 8, followed by 44 or 45, followed by any other 4 digits  
**Model(s): Series 824**, : 76 followed by 02 or 06, followed by 46 followed by 0 or 1, followed by 1, followed by 34 or 36, followed by 00 or any two digits, followed by 0, followed by 35, followed by any other 4 digits  
**Model(s): Series 813**, : 76 followed by 02, 04, 06, 09, 10, 43 or 48, followed by 40 followed by 0, 1 or 3, followed by 0 or 1, followed by 15, followed by 00 or any two digits, followed by 0, followed by 44, followed by any other 4 digits

## Outlets, "813 Series"

**Model(s)**: 09-0632-070-04, 09-0632-700-04

## Outlets, "814 Series"

**Model(s)**: 09-0692-070-04, 09-0692-700-04

## Series 813 Inlet

**Model(s)**: 09-0631-600-04, 09-0631-626-04, 09-0631-690-04  
**Model(s)**: 86 followed by 02, 06 or 12, followed by 39 followed by 0 or 1, followed by 0 or 1, followed by 00 followed by 00 or any two digits, followed by 0, followed by 44, followed by any other 4 digits

## Series 813 Outlet

**Model(s)**: 09-0632-600-04, 09-0632-690-04  
**Model(s)**: 86 followed by 06 or 12, followed by 40 followed by 1, followed by 0 or 1, followed by 00 followed by 00 or any two digits, followed by 0, followed by 44, followed by any other 4 digits

## Series 814 Inlet



Any information and documentation involving UL Mark services are provided on behalf of UL LLC (UL) or any authorized licensee of UL. For questions, please contact UL Solutions Customer Service at <https://www.ul.com/contact-us>.

# CERTIFICATE OF COMPLIANCE

Certificate number UL-US-2402679-8  
Report reference E302391-20140203  
Date 2025-04-08

**Model(s):** 76 followed by 02, 04, 06, 29, 43 or 47 followed by 41 followed by 0, 1 or 3, followed by 1, followed by 36, followed by 00 or any two digits, followed by 0, followed by 33 or 34, followed by any other 4 digits

**Series 814 Outlet**

**Model(s):** 76 followed by 02, 04, 06, 29, 43 or 47, followed by 42 followed by 0, 1 or 3, followed by 1, followed by 36, followed by 00 or any two digits, followed by 0, followed by 33 or 34, followed by any other 4 digits

**Series 823 Female Cable fitting**

**Model(s):** 99-0638-58-04

**Series 823 Inlet**

**Model(s):** 86 followed by 02 or 54, followed by 43 followed by 0, followed by 0, followed by 00 followed by 00 or any two digits, followed by 0 or 8, followed by 44 or 45, followed by any other 4 digits

**Series 823 Male Cable fitting**

**Model(s):** 99-0637-58-04

**Series 823 Outlet**

**Model(s):** 86 followed by 02 or 54, followed by 44 followed by 0, followed by 0, followed by 00 followed by 00 or any two digits, followed by 0 or 8, followed by 44 or 45, followed by any other 4 digits



Any information and documentation involving UL Mark services are provided on behalf of UL LLC (UL) or any authorized licensee of UL. For questions, please contact UL Solutions Customer Service at <https://www.ul.com/contact-us>.

# Certificate of Compliance

**Certificate Number:**

UL-CA-2402091-8

**Report Reference:**

E302391-20140203

**Issue Date:**

2025-04-08

Issued to:

**Franz Binder GmbH & Co. Elektrische Bauelemente KG**  
**Roetelstrasse 27 Neckarsulm 74172**  
**Germany**

This certificate confirms that representative samples of:

**CYJV8 - Cable Assemblies and Fittings for Industrial Control and Signal Distribution Certified for Canada - Component**

**See Addendum Page for Product Designation(s).**

Have been evaluated by UL in accordance with the component requirements in the Standard(s) indicated on this Certificate. UL Recognized components are incomplete in certain constructional features or restricted in performance capabilities and are intended for installation in complete equipment submitted for investigation to UL LLC.

**CSA C22.2 No. 182.3, 2nd Ed., Issue Date: 2016-07, Revision Date: 2021-5**

Additional Information:

See UL Product iQ® at <https://iq.ulprospector.com> for additional information.

This Certificate of Compliance indicates that representative samples of the product described in the certification report have met the requirements for UL certification. It does not provide authorization to apply the UL Recognized Component Mark. Only the Authorization Page that references the Follow-Up Services Procedure for ongoing surveillance provides authorization to apply the UL Mark.

Only those products bearing the UL Recognized Component Mark should be considered as being UL Certified and covered under UL's Follow-Up Services.

Look for the UL Recognized Component Mark on the product.



A handwritten signature in black ink that reads 'David Piecuch'.

David Piecuch  
UL Mark Certification Program Owner

Any information and documentation involving UL Mark services are provided on behalf of UL LLC (UL) or any authorized licensee of UL. For questions, please contact UL Solutions Customer Service at <https://www.ul.com/contact-us>.

# CERTIFICATE OF COMPLIANCE

Certificate number UL-CA-2402091-8  
Report reference E302391-20140203  
Date 2025-04-08

This is to certify that representative samples of the product as specified on this certificate were tested according to the current UL requirements.

## Adapter

**Model(s):** 09-5240-10-04, 09-5241-10-05, 09-5244-10-08, 09-5260-10-04

## Female Cable Fittings

**Model(s):** 99-0686-48-03

## Female cable fittings

**Model(s): Series 813,** : 99-0630-24-04, 99-0630-32-04, 99-1632-812-04, 99-1632-814-04

**Series 814,** : 99-0686-19-03, 99-0686-32-03, 99-0690-24-04, 99-0690-32-04

**Series 823,** : 99-0638-29-04, 99-0640-58-05

**Series 824,** : 99-0700-58-05

**Series Power 713,** : 99-0430-19-04, 99-0430-58-04, 99-0436-19-05, 99-0436-58-05

## Female cable fittings, "813 Series"

**Model(s):** 99-0630-19-04, 99-0630-58-04, 99-0640-29-05

## Female cable fittings, "814 Series"

**Model(s):** 99-0690-19-04, 99-0690-58-04

**Female cable fittings, "824 Series",** : 99-0700-29-05

## Inlet

**Model(s):** 09-0641-400-0, 09-0691-300-04, 09-0691-320-04

## Inlets

**Model(s): Series 813,** : 09-0631-120-04, 09-0631-300-04, 09-0631-320-04, 09-0631-642-04, 09-0631-83-04, 09-0631-90-04, 99-0633-500-04

**Series 814,** : 09-0687-121-03, 09-0687-700-03, 09-0691-121-04, 09-0691-642-04, 09-5271-10-04, 76 0241 0136 00033, 76 0641 1136 00033, 99-0693-500-04

**Series 823,** : 09-0641-100-04, 09-0641-100-05, 09-0641-400-05, 09-0641-700-05, 09-0641-800-05, 09-0641-90-04, 09-0641-900-04, 09-5291-10-05, 99-0641-10-05, 99-0641-20-05

**Series 824,** : 09-0701-300-05, 09-0701-400-05, 09-0701-700-05, 09-0701-800-05

**Series Power 713,** : 09-3431-433-04, 09-3431-437-04, 09-3441-433-05, 99-0381-500-08, 99-0431-500-04, 99-0433-500-05

**Model(s): Series 823,** : 76 followed by 02 or 06, followed by 43 followed by 0 or 1, followed by 0, followed by 15 or 24, followed by 00 or any two digits, followed by 0 or 8, followed by 44 or 45, followed by any other 4 digits

**Model(s): Series 824,** : 76 followed by 02 or 06, followed by 45 followed by 0 or 1, followed by 1, followed by 34 or 36, followed by 00 or any two digits, followed by 0, followed by 35, followed by any other 4 digits

**Model(s): Series 813,** : 76 followed by 02, 04, 06, 09, 43 or 47, followed by 39 followed by 0, 1 or 3, followed by 0 or 1, followed by 15, followed by 00 or any two digits, followed by 0, followed by 44, followed by any other 4 digits

## Inlets, "813 Series"

**Model(s):** 09-0631-070-04, 09-0631-700-04

## Inlets, "814 Series"

**Model(s):** 09-0691-070-04, 09-0691-700-04

## Male Cable Fitting



Any information and documentation involving UL Mark services are provided on behalf of UL LLC (UL) or any authorized licensee of UL. For questions, please contact UL Solutions Customer Service at <https://www.ul.com/contact-us>.

# CERTIFICATE OF COMPLIANCE

Certificate number UL-CA-2402091-8  
Report reference E302391-20140203  
Date 2025-04-08

**Model(s):** 99-0685-48-03

## Male cable fittings

**Model(s): Series 813,** : 99-0629-24-04, 99-0629-32-04, 99-1631-812-04, 99-1631-814-04  
**Series 814,** : 99-0685-19-03, 99-0685-32-03, 99-0689-24-04, 99-0689-32-04  
**Series 823,** : 99-0637-29-04, 99-0639-58-05  
**Series 824,** : 99-0699-58-05  
**Series Power 713,** : 99-0429-19-04, 99-0429-58-04, 99-0437-19-05, 99-0437-58-05

## Male cable fittings, "813 Series"

**Model(s):** 99-0629-19-04, 99-0629-58-04  
**Male cable fittings, "823 Series",** : 99-0639-29-05

## Male cable fittings, "814 Series"

**Model(s):** 99-0689-19-04, 99-0689-58-04  
**Male cable fittings, "824 Series",** : 99-0699-29-05

## Outlet

**Model(s):** 09-0692-300-04, 09-0692-321-04, 09-5260-10-04, 99-0694-500-04

## Outlets

**Model(s): Series 813,** : 09-0632-120-04, 09-0632-300-04, 09-0632-321-04, 09-0632-642-04, 09-0632-90-04, 99-0634-500-04  
**Series 814,** : 09-0688-121-03, 09-0688-700-03, 09-0692-121-04, 09-0692-642-04, 09-5270-10-03, 76 0242 0136 00033, 76 0642 1136 00033  
**Series 823,** : 09-0642-100-04, 09-0642-100-05, 09-0642-400-05, 09-0642-700-05, 09-0642-800-05, 09-0642-90-04, 09-0642-900-04, 99-0642-10-05, 99-0642-20-05  
**Series 824,** : 09-0702-300-05, 09-0702-400-05, 09-0702-700-05, 09-0702-800-05, 09-5290-10-05  
**Series Power 713,** : 09-3432-433-04, 09-3432-437-04, 09-3442-433-05, 99-0382-500-08, 99-0432-500-04, 99-0434-500-05  
**Model(s): Series 823,** : 76 followed by 02 or 06, followed by 44 followed by 0 or 1, followed by 0, followed by 15 or 24, followed by 00 or any two digits, followed by 0 or 8, followed by 44 or 45, followed by any other 4 digits  
**Model(s): Series 824,** : 76 followed by 02 or 06, followed by 46 followed by 0 or 1, followed by 1, followed by 34 or 36, followed by 00 or any two digits, followed by 0, followed by 35, followed by any other 4 digits  
**Model(s): Series 813,** : 76 followed by 02, 04, 06, 09, 10, 43 or 48, followed by 40 followed by 0, 1 or 3, followed by 0 or 1, followed by 15, followed by 00 or any two digits, followed by 0, followed by 44, followed by any other 4 digits

## Outlets, "813 Series"

**Model(s):** 09-0632-070-04, 09-0632-700-04

## Outlets, "814 Series"

**Model(s):** 09-0692-070-04, 09-0692-700-04

## Series 813 Inlet

**Model(s):** 09-0631-600-04, 09-0631-626-04, 09-0631-690-04  
**Model(s):** 86 followed by 02, 06 or 12, followed by 39 followed by 0 or 1, followed by 0 or 1, followed by 00 followed by 00 or any two digits, followed by 0, followed by 44, followed by any other 4 digits

## Series 813 Outlet

**Model(s):** 09-0632-600-04, 09-0632-690-04  
**Model(s):** 86 followed by 06 or 12, followed by 40 followed by 1, followed by 0 or 1, followed by 00 followed by 00 or any two digits, followed by 0, followed by 44, followed by any other 4 digits



Any information and documentation involving UL Mark services are provided on behalf of UL LLC (UL) or any authorized licensee of UL. For questions, please contact UL Solutions Customer Service at <https://www.ul.com/contact-us>.

# CERTIFICATE OF COMPLIANCE

Certificate number UL-CA-2402091-8  
Report reference E302391-20140203  
Date 2025-04-08

## Series 814 Inlet

**Model(s):** 76 followed by 02, 04, 06, 29, 43 or 47 followed by 41 followed by 0, 1 or 3, followed by 1, followed by 36, followed by 00 or any two digits, followed by 0, followed by 33 or 34, followed by any other 4 digits

## Series 814 Outlet

**Model(s):** 76 followed by 02, 04, 06, 29, 43 or 47, followed by 42 followed by 0, 1 or 3, followed by 1, followed by 36, followed by 00 or any two digits, followed by 0, followed by 33 or 34, followed by any other 4 digits

## Series 823 Female Cable fitting

**Model(s):** 99-0638-58-04

## Series 823 Inlet

**Model(s):** 86 followed by 02 or 54, followed by 43 followed by 0, followed by 0, followed by 00 followed by 00 or any two digits, followed by 0 or 8, followed by 44 or 45, followed by any other 4 digits

## Series 823 Male Cable fitting

**Model(s):** 99-0637-58-04

## Series 823 Outlet

**Model(s):** 86 followed by 02 or 54, followed by 44 followed by 0, followed by 0, followed by 00 followed by 00 or any two digits, followed by 0 or 8, followed by 44 or 45, followed by any other 4 digits



Any information and documentation involving UL Mark services are provided on behalf of UL LLC (UL) or any authorized licensee of UL. For questions, please contact UL Solutions Customer Service at <https://www.ul.com/contact-us>.

## EU DECLARATION OF CONFORMITY

Manufacturer	<b>Franz Binder GmbH &amp; Co. Elektrische Bauelemente KG Rötelstraße 27 D-74172 Neckarsulm</b>
Part no.	<b>99 0429 19 04</b>
Product	
Series	<b>series 713</b>

This product complies with the requirements of the following European Directive:  
Directive 2014/35/EU of the European Parliament and of the council of 26 February 2014 on the harmonisation of the laws of the Member States relating to the making available on the market of electrical equipment designed for use within certain voltage limits (recast).

The following harmonized standards have been applied for conformity assessment:

EN 60204-1:2018;EN 60529:1991 \*)

\*) This standard is currently not harmonized

References to standards apply to references to their amendments, if these amendments are listed to the respective directives in the Official Journal of the European Union.

This declaration of conformity is issued under the sole responsibility of the manufacturer.

Neckarsulm, 2025-03-05



i.A. Soner Cakar  
Product Compliance Manager

## UKCA DECLARATION OF CONFORMITY

Manufacturer	<b>Franz Binder GmbH &amp; Co. Elektrische Bauelemente KG Rötelstraße 27 D-74172 Neckarsulm</b>
Object of the declaration	<b>Connector (COC)</b>
Product	<b>99 0429 19 04</b>

The object of the declaration described above is in conformity with the relevant UK-Regulations and UK-Guidelines:

**The Electrical Equipment (Safety) Regulations 2016**  
STATUTORY INSTRUMENTS  
2016 No. 1101  
CONSUMER PROTECTION  
HEALTH AND SAFETY

References of standards and/ or technical specifications applied for this declaration of conformity, or parts thereof:

**2016 No. 1101: EN 61984:2009 \*)**

\*) This standard is currently not listed in the assigned directive.

This declaration is issued under the sole responsibility of the manufacturer.

Neckarsulm, 2025-03-05



i.A. Soner Cakar  
Product Compliance Manager