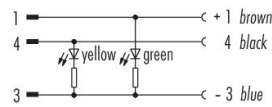


Product description	M8 Female cable connector, Contacts: 3, unshielded, moulded on the cable, IP67, UL 2238, PUR, black, 3 x 0.34 mm², with LED PNP, 2 m
Area	series 718
Part no.	77 3606 0000 50003-0200

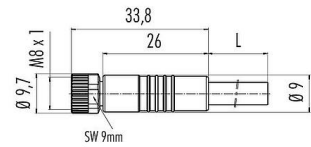
Illustration



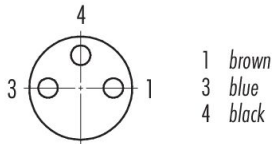
Pin assignment plans



Scale drawing



Contact arrangement (Plug-in side)



Technical data

General features

Part no.	77 3606 0000 50003-0200
Connector design	Female cable connector
Type standard	DIN EN 61076-2-104
Cable length	2 m (Standard 2 m and 5 m. Other lengths are available on request.)
Version	Connector socket straight
Connector locking system	screw
Termination	moulded on the cable
Degree of protection	IP67
Connection cross-section	0.34 mm ² / AWG 22
Temperature range from/to	-25 °C / 85 °C
Mechanical operation	> 100 Mating cycles
Additional information	with LED PNP
Weight (g)	103.22

Product data sheet

Automation technology - Sensors and actuators



Product description	M8 Female cable connector, Contacts: 3, unshielded, moulded on the cable, IP67, UL 2238, PUR, black, 3 x 0.34 mm², with LED PNP, 2 m
Area	series 718
Part no.	77 3606 0000 50003-0200

Customs tariff number	85444290
Country of Origin	DE

Electrical parameters

Rated voltage	10 - 30 V
Rated impulse voltage	500 V
Rated current	4.0 A
Pollution degree	3
Overvoltage category	II
Insulating material group	II
EMC compliance	unshielded

Material

Housing material	PUR
Contact body material	PUR
Contact material	CuZn (brass)
Contact plating	Au (gold)
Locking material	Zinc die-cast nickel-plated
REACH SVHC	CAS 7439-92-1 (Lead)
SCIP number	9e3ec6bb-946a-4ed0-b165-4f0e23057a87

Authorization/approvals

Approvals	UL 2238
-----------	---------

Classifications

eCl@ss 11.1	27-06-03-11
ETIM 9.0	EC002638

Declarations of conformity

RoHS Directive	2011/65/EU (EN 50581:2012)
----------------	----------------------------

Cable data - Structure of the cable

Cable diameter	4.3 mm
Cross section	3 x 0.34 mm ²
Sheath material	PUR
Single-lead insulation	PP9Y halogen-free
Single-lead structure	43 x 0.10 mm
Cable color	black

Cable data - Electrical properties

Conductor resistance	60 Ω/Km (20°C)
----------------------	----------------

Product description	M8 Female cable connector, Contacts: 3, unshielded, moulded on the cable, IP67, UL 2238, PUR, black, 3 x 0.34 mm², with LED PNP, 2 m
Area	series 718
Part no.	77 3606 0000 50003-0200

Cable data - Mechanical properties

Bending radius, fixed cable	≥ 5 x Ø
Bending radius, moving cable	≥ 10 x Ø
Bending cycles	> 5 million
Permitted acceleration	≥ 5 m/s ²
Travel distance, horizontal	≥ 5 m
Travel distance, vertical	≥ 5 m
Travel speed	≤ 200 m/min

Cable data - Thermal properties

Temperature range cable in move from/to	-25 °C / 80 °C
Temperature range cable fixed from/to	-50 °C / 80 °C

Cable data - Other features

Halogen free	yes
--------------	-----

Product description	M8 Female cable connector, Contacts: 3, unshielded, moulded on the cable, IP67, UL 2238, PUR, black, 3 x 0.34 mm², with LED PNP, 2 m
Area	series 718
Part no.	77 3606 0000 50003-0200

Security notices

The connector must not be plugged or unplugged under load. Non-observance and improper use can result in personal injury.

The connectors have been developed for applications in plant engineering, control and electrical equipment construction. The user is responsible for checking whether the connectors can also be used in other areas of application.

To protect against unintentional opening of the connector, the thread between the housing and the connector head must be secured with a suitable cyanoacrylate adhesive when used in circuits with voltages dangerous to the touch. This does not apply to connectors used in SELV and PELV circuits according to IEC 61140 (EN 61140, VDE 0140-1).

Connectors which are used in circuits with voltages dangerous to the touch may only be installed and used by, or under the supervision of, persons with electrical engineering training, taking into account the applicable regulations and standards.

The user must take suitable safety precautions to ensure that the connector cannot be accidentally disconnected.

Plug connectors with enclosure protection IP67 and IP68 are not suitable for use under water. When used outdoors, the plug connectors must be protected separately against corrosion. For further information on the IP protection classes, please refer to the "Technical Information" download centre.

Please observe the pollution degree and the overvoltage category. For further information, please refer to the download center "Technical Information".

To lock the cable connector with the device connector, the threaded ring is tightened "hand-tight" (approx. 40 cNm).

DECLARATION FROM THE MANUFACTURER

For part no.: 77 3606 0000 50003-0200

14/07/2025

With regard to the

Regulation (EC) No 1907/2006 of the European Parliament and of the Council of 18 December 2006 concerning the Registration, Evaluation, Authorisation and Restriction of Chemicals (REACH), establishing a European Chemicals Agency, amending Directive 1999/45/EC and repealing Council Regulation (EEC) No 793/93 and Commission Regulation (EC) No 1488/94 as well as Council Directive 76/769/EEC and Commission Directives 91/155/EEC, 93/67/EEC, 93/105/EC and 2000/21/EC.

With the REACH regulation, the EU has created a uniform system for the Registration, Evaluation, Authorisation and restriction of CHEMicals – or REACH. The purpose of this regulation is to ensure a high level of protection of human health and the environment.

Franz Binder GmbH & Co. Elektrische Bauelemente KG hereby confirms that it acts as a downstream user (producer of products) according to the aforementioned regulation.

We obtain all raw materials and/or preparations, from which the connectors are made, from suppliers who have already registered or pre-registered all substances, including those present in the preparations. The products supplied by the company are not subject to registration.

With regard to Article 33(1) of the REACH regulation, Franz Binder GmbH & Co. Elektrische Bauelemente KG complies with its information obligations:

An up-to-date candidate list (candidate list of substances of very high concern for authorisation, as of 25/06/2025 see: <https://echa.europa.eu/de/candidate-list-table>) in accordance with Article 59 (1, 10) of the regulation (EC) No 1907/2006 (REACH) has been published.

The aforementioned article includes the following substances from the up-to-date candidate list in concentrations of more than 0,1 percent by mass:

- CAS 7439-92-1 (Lead)

Please refer any questions to our Product Compliance Team:

Product-Compliance@binder-connector.de

DECLARATION FROM THE MANUFACTURER

For part no.: 77 3606 0000 50003-0200

14/07/2025

With regard to the

COMMISSION DELEGATED DIRECTIVE (EU) 2015/863 of 31 March 2015

**amending Annex II to Directive 2011/65/EU of the European Parliament and of the Council as regards
the list of restricted substances**

Directive 2011/65/EU stipulates provisions on the restriction of the use of hazardous substances in electrical and electronic equipment (EEE) with a view to contributing to the protection of human health and the environment, including the environmentally sound recovery and disposal of EEE waste.

ANNEX II

Restricted substances referred to in Article 4(1) and maximum concentration values tolerated by weight in homogeneous materials

Lead (0,1%) mercury (0,1%) cadmium (0,01%) hexavalent chromium (0,1%) polybrominated biphenyls (PBB) (0,1%) polybrominated diphenyl ethers (PBDE) (0,1%) bis(2-ethylhexyl) phthalate (DEHP) (0,1%) butyl benzyl phthalate (BBP) (0,1%) dibutyl phthalate (DBP) (0,1%) diisobutyl phthalate (DIBP) (0,1%)

Franz Binder GmbH & Co. Elektrische Bauelemente KG hereby confirms that it complies with all standard articles of the aforementioned Directive. Our products do not contain any of the specified prohibited substances above the maximum permitted concentrations specified therein, taking into account the exemptions in Annex III of Directive 2011/65/EU.

- Complies with RoHS III with exemption 6c

Please refer any questions to our Product Compliance Team:

Product-Compliance@binder-connector.de

MANUFACTURER'S DECLARATION

For part no.: 77 3606 0000 50003-0200

14/07/2025

with regard to

Declaration of compliance with China RoHS – Components

We herewith declare the compliance of this product with the Chinese marking requirements. This product can be recycled and used safely during its environmentally friendly use period of 50 years. These articles will be sold as components only for manufacturing. According to the Electronic Industry Standard SJ/T 11364-2014 it needs not to be marked with Environmentally Friendly Use Period (EFUP) label. This product should be recycled after its environmental protection use period has expired because it may contain substances or elements as shown in the following table:

Part Name	Hazardous Substance					
	Lead (Pb)	Mercury (Hg)	Cadmium (Cd)	Hexavalent Chromium (Cr(VI))	Polybrominated biphenyls (PBB)	Polybrominated diphenyl ethers (PBDE)
Connectors	X	0	0	0	0	0

This table is prepared in accordance with the provisions of SJ/T 11364.

0: Indicates that said hazardous substance contained in all of the homogeneous materials for this part is below the limit requirement of GB/T 26572

X: Indicates that said hazardous substance contained in at least one of the homogeneous materials used for this part is above the limit requirement of GB/T 26572

The table shows where these substances may be found in this Electrical and Electronic Product.

Please refer any questions to our Product Compliance Team:

Product-Compliance@binder-connector.de

Certificate of Compliance

Certificate Number:

UL-US-2403987-1

Report Reference:

E302391-20110705

Issue Date:

2025-04-03

Issued to:

Franz Binder GmbH & Co. Elektrische Bauelemente KG
Roetelstrasse 27 Neckarsulm 74172
Germany

This certificate confirms that representative samples of:

CYJV - Cable Assemblies and Fittings for Industrial Control and Signal Distribution

See Addendum Page for Product Designation(s).

Have been evaluated by UL in accordance with the Standard(s) indicated on this Certificate.

UL 2238, Edition 3, Issue Date 2018-10-02, Revision Date 2024-12-05

Additional Information:

See UL Product iQ® at <https://iq.ulprospector.com> for additional information.

This Certificate of Compliance indicates that representative samples of the product described in the certification report have met the requirements for UL certification. It does not provide authorization to apply the UL Mark. Only the Authorization Page that references the Follow-Up Services Procedure for ongoing surveillance provides authorization to apply the UL Mark.

Only those products bearing the UL Mark should be considered as being UL Certified and covered under UL's Follow-Up Services.

Look for the UL Certification Mark on the product.



A handwritten signature in black ink, appearing to read 'David Piecuch'.

David Piecuch
UL Mark Certification Program Owner

Any information and documentation involving UL Mark services are provided on behalf of UL LLC (UL) or any authorized licensee of UL. For questions, please contact UL Solutions Customer Service at <https://www.ul.com/contact-us>.

CERTIFICATE OF COMPLIANCE

Certificate number UL-US-2403987-1
Report reference E302391-20110705
Date 2025-04-03

This is to certify that representative samples of the product as specified on this certificate were tested according to the current UL requirements.

Cable Assemblies

Model(s): Series 718, : 77, followed by 3505, followed by 3108, 3406, 3408, 3410, 3414, 3606, 3608, 3208, 3706 3708, 3808 or 5108, followed by 2 or 5, followed by 07, followed by 03, 04, 06 or 08, followed by any four digits (XXXX).

Model(s): Series 718, : 77, followed by 3108, 3405, 3403, 3411, 3406, 3408, 3410, 3414, 3606, 3608, 3208, 3705, 3703, 3706 3708, 3808 or 5108, followed by 3108, 3405, 3403, 3411, 3406, 3408, 3410, 3414, 3606, 3608, 3208, 3705, 3703, 3706, 3708, 3808 or 5108, followed by 2, 3, 4, 5, 6, 7 or 8, followed by 00, 01, 03, 10, 12, 13, 20 or 30, followed by 03, 04, 05, 06, 08 or 12, followed by any four digits (XXXX).

Female Cable Fittings

Model(s): Series 718, : Cat Nos. 77, followed by 3108, 3406, 3408, 3410, 3414, 3606, 3608, 3208, 3706, 3708, 3808 or 5108 followed by 0000, followed by 2, 3, 4, 5, 6, 7 or 8, followed by 00, 01, 03, 10, 12, 13, 20 or 30, followed by 03, 04, 05, 06, 08 or 12, followed by any four digits (XXXX).

Male Cable Fittings

Model(s): Series 718, : Cat. Nos. 77, followed by 3505, followed by 0000 followed by 2 or 5, followed by 07, followed by 03, 04, 06 or 08, followed by any four digits (XXXX).

Model(s): Series 718, : Cat. Nos. 77 followed by 3405, 3403, 3411, 3705 and 3703 followed by 0000 followed by 2, 3, 4, 5, 6, 7 or 8, followed by 00, 01, 03, 10, 12, 13, 20 or 30, followed by 03, 04, 05, 06, 08 or 12, followed by any four digits (XXXX).



Any information and documentation involving UL Mark services are provided on behalf of UL LLC (UL) or any authorized licensee of UL. For questions, please contact UL Solutions Customer Service at <https://www.ul.com/contact-us>.

Certificate of Compliance

Certificate Number:

UL-CA-2403349-1

Report Reference:

E302391-20110705

Issue Date:

2025-04-03

Issued to:

Franz Binder GmbH & Co. Elektrische Bauelemente KG
Roetelstrasse 27 Neckarsulm 74172
Germany

This certificate confirms that representative samples of:

CYJV7 - Cable Assemblies and Fittings for Industrial Control and Signal Distribution Certified for Canada

See Addendum Page for Product Designation(s).

Have been evaluated by UL in accordance with the Standard(s) indicated on this Certificate.

CSA C22.2 No. 182.3, 2nd Ed., Issue Date: 2016-07, Revision Date: 2021-5

Additional Information:

See UL Product iQ® at <https://iq.ulprospector.com> for additional information.

This Certificate of Compliance indicates that representative samples of the product described in the certification report have met the requirements for UL certification. It does not provide authorization to apply the UL Mark. Only the Authorization Page that references the Follow-Up Services Procedure for ongoing surveillance provides authorization to apply the UL Mark.

Only those products bearing the UL Mark should be considered as being UL Certified and covered under UL's Follow-Up Services.

Look for the UL Certification Mark on the product.



A handwritten signature in black ink, appearing to read 'David Piecuch'.

David Piecuch
UL Mark Certification Program Owner

Any information and documentation involving UL Mark services are provided on behalf of UL LLC (UL) or any authorized licensee of UL. For questions, please contact UL Solutions Customer Service at <https://www.ul.com/contact-us>.

CERTIFICATE OF COMPLIANCE

Certificate number UL-CA-2403349-1
Report reference E302391-20110705
Date 2025-04-03

This is to certify that representative samples of the product as specified on this certificate were tested according to the current UL requirements.

Cable Assemblies

Model(s): Series 718, : 77, followed by 3505, followed by 3108, 3406, 3408, 3410, 3414, 3606, 3608, 3208, 3706 3708, 3808 or 5108, followed by 2 or 5, followed by 07, followed by 03, 04, 06 or 08, followed by any four digits (XXXX).

Model(s): Series 718, : 77, followed by 3108, 3405, 3403, 3411, 3406, 3408, 3410, 3414, 3606, 3608, 3208, 3705, 3703, 3706 3708, 3808 or 5108, followed by 3108, 3405, 3403, 3411, 3406, 3408, 3410, 3414, 3606, 3608, 3208, 3705, 3703, 3706, 3708, 3808 or 5108, followed by 2, 3, 4, 5, 6, 7 or 8, followed by 00, 01, 03, 10, 12, 13, 20 or 30, followed by 03, 04, 05, 06, 08 or 12, followed by any four digits (XXXX).

Female Cable Fittings

Model(s): Series 718, : Cat Nos. 77, followed by 3108, 3406, 3408, 3410, 3414, 3606, 3608, 3208, 3706, 3708, 3808 or 5108 followed by 0000, followed by 2, 3, 4, 5, 6, 7 or 8, followed by 00, 01, 03, 10, 12, 13, 20 or 30, followed by 03, 04, 05, 06, 08 or 12, followed by any four digits (XXXX).

Male Cable Fittings

Model(s): Series 718, : Cat. Nos. 77, followed by 3505, followed by 0000 followed by 2 or 5, followed by 07, followed by 03, 04, 06 or 08, followed by any four digits (XXXX).

Model(s): Series 718, : Cat. Nos. 77 followed by 3405, 3403, 3411, 3705 and 3703 followed by 0000 followed by 2, 3, 4, 5, 6, 7 or 8, followed by 00, 01, 03, 10, 12, 13, 20 or 30, followed by 03, 04, 05, 06, 08 or 12, followed by any four digits (XXXX).



Any information and documentation involving UL Mark services are provided on behalf of UL LLC (UL) or any authorized licensee of UL. For questions, please contact UL Solutions Customer Service at <https://www.ul.com/contact-us>.

EU DECLARATION OF CONFORMITY

Manufacturer	Franz Binder GmbH & Co. Elektrische Bauelemente KG Rötelstraße 27 D-74172 Neckarsulm
Part no.	77 3606 0000 50003-0200
Product	
Series	series 718


This declaration of conformity is issued under the sole responsibility of the manufacturer.
The object of the declaration described above is in conformity with Directive 2011/65/EU of the European Parliament and of the council of 8 June 2011 on the restriction of the use of certain hazardous substances in electrical and electronic equipment (recast).
The following harmonized standards have been applied for conformity assessment:

EN 50581:2012 *)

*) This standard is currently not harmonized

References to standards apply to references to their amendments, if these amendments are listed to the respective directives in the Official Journal of the European Union.

Neckarsulm, 2021-07-27



i.A. Soner Cakar
Product Compliance Manager

UKCA DECLARATION OF CONFORMITY

Manufacturer	Franz Binder GmbH & Co. Elektrische Bauelemente KG Rötelstraße 27 D-74172 Neckarsulm
Object of the declaration	Connector (COC)
Product	77 3606 0000 50003-0200

The object of the declaration described above is in conformity with the relevant UK-Regulations and UK-Guidelines:

**The Restriction of the use of Certain Hazardous Substances in Electrical and Electronic Equipment
Regulations 2012**

STATUTORY INSTRUMENTS
2012 No. 3032
ENVIRONMENTAL PROTECTION

References of standards and/ or technical specifications applied for this declaration of conformity, or parts thereof:

2012 No. 3032: EN IEC 63000:2018

This declaration is issued under the sole responsibility of the manufacturer.

Neckarsulm, 2021-09-17



i.A. Soner Cakar
Product Compliance Manager