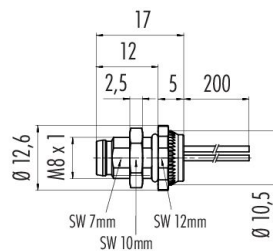


Product description **M8 Male panel mount connector, Contacts: 3, unshielded, single wires, IP67, UL 2238, rear mounting**  
Area **series 718**  
Part no. **76 6319 1111 00003-0200**

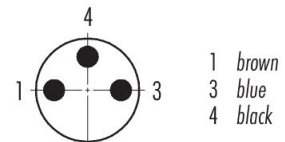
### Illustration



### Scale drawing



### Contact arrangement (Plug-in side)



You can find the assembly instructions on the next page.

## Technical data

### General features

Part no.	<b>76 6319 1111 00003-0200</b>
Notice	Alternative part no.: 09 3419 86 03 Please note that, due to the change from the old to the new order number, there may be deviations in the technical specifications. For questions about product details, please use the 'Contact Customer Service' form on the right.
Connector design	Male panel mount connector
Type standard	DIN EN 61076-2-104
Wire length	0.2 m (Standard 0.2 m. Other lengths are available on request).
Version	Connector pin straight
Connector locking system	snap-in, screw
Termination	single wires
Degree of protection	IP67
Connection cross-section	0.25 mm <sup>2</sup> / AWG 24
Temperature range from/to	-40 °C / 85 °C
Mechanical operation	> 100 Mating cycles
Weight (g)	6.55
Customs tariff number	85369010

### Electrical parameters

Rated voltage	50 V (AC) / 60 V (DC)
Rated impulse voltage	1500 V
Rated current	4.0 A
Pollution degree	3

Product description	<b>M8 Male panel mount connector, Contacts: 3, unshielded, single wires, IP67, UL 2238, rear mounting</b>
Area	<b>series 718</b>
Part no.	<b>76 6319 1111 00003-0200</b>

Overvoltage category	II
Insulating material group	II
EMC compliance	unshielded

**Material**

Housing material	Zinc die-cast nickel-plated
Contact body material	PA black
Contact material	CuZn (brass)
Contact plating	Au (gold)
REACH SVHC	CAS 7439-92-1 (Lead)
SCIP number	5550d411-45f4-4b5a-aab1-697d5b4b4647

**Authorization/approvals**

Approvals	UL 2238
-----------	---------

**Classifications**

eCl@ss 11.1	27-44-01-03
ETIM 9.0	EC003570

**Assembly instructions / Panel cut-out**

*1<sup>st</sup> Installation proposal*

*With flats as anti-rotation device*

*2<sup>nd</sup> Installation proposal*

*With bore hole*

*3<sup>rd</sup> Installation proposal*

*With thread to screw in*

thread E	A	B	C	D
M8 x 1	8,1	2,0	3,5	7,1
M10 x 0,75	10,1	2,0	6,5	9,1
M12 x 1	12,1	2,5	4,5	10,0

Tightening torque 1 Nm

Product description	<b>M8 Male panel mount connector, Contacts: 3, unshielded, single wires, IP67, UL 2238, rear mounting</b>
Area	<b>series 718</b>
Part no.	<b>76 6319 1111 00003-0200</b>

## Security notices

The connector must not be plugged or unplugged under load. Non-observance and improper use can result in personal injury.

The connectors have been developed for applications in plant engineering, control and electrical equipment construction. The user is responsible for checking whether the connectors can also be used in other areas of application.

Connectors which are used in circuits with voltages dangerous to the touch may only be installed and used by, or under the supervision of, persons with electrical engineering training, taking into account the applicable regulations and standards.

The user must take suitable safety precautions to ensure that the connector cannot be accidentally disconnected.

Plug connectors with enclosure protection IP67 and IP68 are not suitable for use under water. When used outdoors, the plug connectors must be protected separately against corrosion. For further information on the IP protection classes, please refer to the "Technical Information" download centre.

Please observe the pollution degree and the overvoltage category. For further information, please refer to the download center "Technical Information".

To lock the cable connector with the device connector, the threaded ring is tightened "hand-tight" (approx. 50 cNm).

## DECLARATION FROM THE MANUFACTURER

For part no.: 76 6319 1111 00003-0200

14/07/2025

With regard to the

**Regulation (EC) No 1907/2006 of the European Parliament and of the Council of 18 December 2006 concerning the Registration, Evaluation, Authorisation and Restriction of Chemicals (REACH), establishing a European Chemicals Agency, amending Directive 1999/45/EC and repealing Council Regulation (EEC) No 793/93 and Commission Regulation (EC) No 1488/94 as well as Council Directive 76/769/EEC and Commission Directives 91/155/EEC, 93/67/EEC, 93/105/EC and 2000/21/EC.**

With the REACH regulation, the EU has created a uniform system for the Registration, Evaluation, Authorisation and restriction of CHEMicals – or REACH. The purpose of this regulation is to ensure a high level of protection of human health and the environment.

Franz Binder GmbH & Co. Elektrische Bauelemente KG hereby confirms that it acts as a downstream user (producer of products) according to the aforementioned regulation.

We obtain all raw materials and/or preparations, from which the connectors are made, from suppliers who have already registered or pre-registered all substances, including those present in the preparations. The products supplied by the company are not subject to registration.

With regard to Article 33(1) of the REACH regulation, Franz Binder GmbH & Co. Elektrische Bauelemente KG complies with its information obligations:

An up-to-date candidate list (candidate list of substances of very high concern for authorisation, as of 25/06/2025 see: <https://echa.europa.eu/de/candidate-list-table>) in accordance with Article 59 (1, 10) of the regulation (EC) No 1907/2006 (REACH) has been published.

The aforementioned article includes the following substances from the up-to-date candidate list in concentrations of more than 0,1 percent by mass:

- CAS 7439-92-1 (Lead)

Please refer any questions to our Product Compliance Team:

[Product-Compliance@binder-connector.de](mailto:Product-Compliance@binder-connector.de)

## DECLARATION FROM THE MANUFACTURER

For part no.: 76 6319 1111 00003-0200

14/07/2025

With regard to the

**COMMISSION DELEGATED DIRECTIVE (EU) 2015/863  
of 31 March 2015**

**amending Annex II to Directive 2011/65/EU of the European Parliament and of the Council as regards  
the list of restricted substances**

Directive 2011/65/EU stipulates provisions on the restriction of the use of hazardous substances in electrical and electronic equipment (EEE) with a view to contributing to the protection of human health and the environment, including the environmentally sound recovery and disposal of EEE waste.

### ANNEX II

Restricted substances referred to in Article 4(1) and maximum concentration values tolerated by weight in homogeneous materials

Lead (0,1%) mercury (0,1%) cadmium (0,01%) hexavalent chromium (0,1%) polybrominated biphenyls (PBB) (0,1%) polybrominated diphenyl ethers (PBDE) (0,1%) bis(2-ethylhexyl) phthalate (DEHP) (0,1%) butyl benzyl phthalate (BBP) (0,1%) dibutyl phthalate (DBP) (0,1%) diisobutyl phthalate (DIBP) (0,1%)

Franz Binder GmbH & Co. Elektrische Bauelemente KG hereby confirms that it complies with all standard articles of the aforementioned Directive. Our products do not contain any of the specified prohibited substances above the maximum permitted concentrations specified therein, taking into account the exemptions in Annex III of Directive 2011/65/EU.

- Complies with RoHS III with exemption 6c

Please refer any questions to our Product Compliance Team:

Product-Compliance@binder-connector.de

## MANUFACTURER'S DECLARATION

For part no.: 76 6319 1111 00003-0200

14/07/2025

with regard to

### Declaration of compliance with China RoHS – Components

We herewith declare the compliance of this product with the Chinese marking requirements. This product can be recycled and used safely during its environmentally friendly use period of 50 years. These articles will be sold as components only for manufacturing. According to the Electronic Industry Standard SJ/T 11364-2014 it needs not to be marked with Environmentally Friendly Use Period (EFUP) label. This product should be recycled after its environmental protection use period has expired because it may contain substances or elements as shown in the following table:

Part Name	Hazardous Substance					
	Lead (Pb)	Mercury (Hg)	Cadmium (Cd)	Hexavalent Chromium (Cr(VI))	Polybrominated biphenyls (PBB)	Polybrominated diphenyl ethers (PBDE)
Connectors	X	0	0	0	0	0

This table is prepared in accordance with the provisions of SJ/T 11364.

0: Indicates that said hazardous substance contained in all of the homogeneous materials for this part is below the limit requirement of GB/T 26572

X: Indicates that said hazardous substance contained in at least one of the homogeneous materials used for this part is above the limit requirement of GB/T 26572

The table shows where these substances may be found in this Electrical and Electronic Product.

Please refer any questions to our Product Compliance Team:

Product-Compliance@binder-connector.de

# CERTIFICATE OF COMPLIANCE

**Certificate Number** E302391  
**Report Reference** E302391-20160729  
**Issue Date** 2020-September-29

**Issued to:** Franz Binder GmbH & Co. Elektrische Bauelemente KG  
Roetelstrasse 27  
74172 Neckarsulm GERMANY

**This certificate confirms that  
representative samples of**

COMPONENT - CABLE ASSEMBLIES AND FITTINGS  
FOR INDUSTRIAL CONTROL AND SIGNAL  
DISTRIBUTION

Refer to addendum page for Models/Product

Have been investigated by UL in accordance with the component requirements in the Standard(s) indicated on this Certificate. UL Recognized components are incomplete in certain constructional features or restricted in performance capabilities and are intended for installation in complete equipment submitted for investigation to UL LLC.

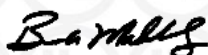
**Standard(s) for Safety:** UL 2238, Cable Assemblies and Fittings for Industrial Control and Signal Distribution  
CSS C22.2 No 182.3-16, Special use attachment plugs, receptacles, and connectors

**Additional Information:** See the UL Online Certifications Directory at <https://iq.ulprospector.com> for additional information.

This *Certificate of Compliance* does not provide authorization to apply the UL Recognized Component Mark. Only the UL Follow-Up Services Procedure provides authorization to apply the UL Mark.

Only those products bearing the UL Recognized Component Mark should be considered as being UL Certified and covered under UL's Follow-Up Services.

Look for the UL Recognized Component Mark on the product.



Bruce Mahrenholz, Director North American Certification Program

UL LLC

Any information and documentation involving UL Mark services are provided on behalf of UL LLC (UL) or any authorized licensee of UL. For questions, please contact a local UL Customer Service Representative at <http://ul.com/aboutul/locations/>



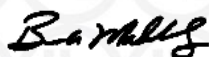
# CERTIFICATE OF COMPLIANCE

**Certificate Number** E302391  
**Report Reference** E302391-20160729  
**Issue Date** 2020-September-29

This is to certify that representative samples of the product as specified on this certificate were tested according to the current UL requirements.

USR, CNR – Inlet,  
Series 718, Cat. No(s). 76 or 86 followed by suffixes: 60 thru 63, 67 thru 70, followed by 19, followed by 0 thru 3, followed by 0 or 1, followed by 00, 01, 02 or, 11, 16, 18, 20, 21 or 30 followed by 00 or any two digits, followed by 0 thru 7, followed by 03, 04, 05, 06, 08 or 12 followed by any other 4 digits.

USR, CNR – Outlet,  
Series 718, Cat. No(s). 76 or 86 followed by suffixes: 60 or 62 thru 66 or 70, followed by 18, followed by 0 thru 3, followed by 0 or 1, followed by 00 or 01 or 11, 16, 18, 20, 21 or 30 followed by 00 or any two digits, followed by 0 thru 7, followed by 03, 04, 05, 06, 08 or 12 followed by any other 4 digits.



Bruce Mahrenholz, Director North American Certification Program

UL LLC

Any information and documentation involving UL Mark services are provided on behalf of UL LLC (UL) or any authorized licensee of UL. For questions, please contact a local UL Customer Service Representative at <http://ul.com/aboutul/locations/>

