

Product data sheet

Power connectors



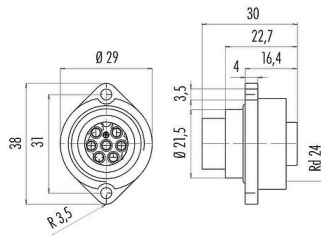
Product description **RD24 Female panel mount connector, Contacts: 6+PE, unshielded, crimping (Crimp contacts must be ordered separately), IP67, UL, ESTI+, VDE**

Area **series 693**
Part no. **09 4204 00 07**

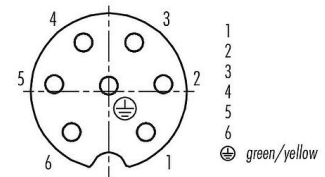
Illustration



Scale drawing



Contact arrangement (Plug-in side)



You can find the assembly instructions on the next page.

Technical data

General features

Part no.	09 4204 00 07
	Alternative part no.: 09 0204 00 07
Connector design	Female panel mount connector
Version	Connector socket straight
Connector locking system	screw
Termination	crimping (Crimp contacts must be ordered separately)
Degree of protection	IP67
Connection cross-section	click here for more info
Temperature range from/to	-40 °C / 100 °C
Mechanical operation	> 500 Mating cycles
Weight (g)	12.31
Customs tariff number	85369010
Country of Origin	DE

Electrical parameters

Rated voltage	250 V
Rated impulse voltage	4000 V
Rated current	10 A (8 A UL)
Insulation resistance	$\geq 10^{10} \Omega$
Pollution degree	3
Overvoltage category	III
Insulating material group	III
EMC compliance	unshielded

Product data sheet

Power connectors



Product description	RD24 Female panel mount connector, Contacts: 6+PE, unshielded, crimping (Crimp contacts must be ordered separately), IP67, UL, ESTI+, VDE
Area	series 693
Part no.	09 4204 00 07

Material

Housing material	PA
Contact body material	PBT
Contact material	depending on crimp contact (accessory)
Contact plating	Ag (silver)
REACH SVHC	None (No pollutants)
SCIP number	SCIP-number not available

Authorization/approvals

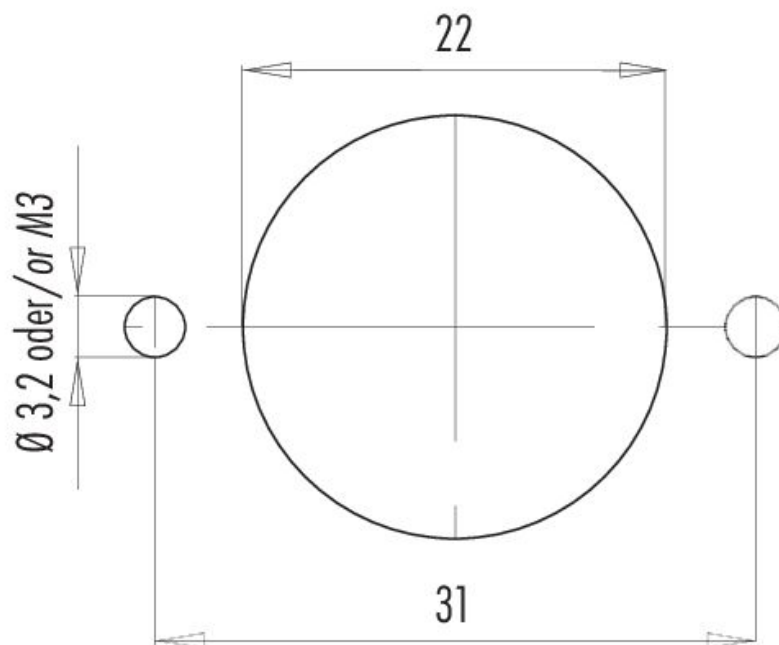
Approvals	UL, ESTI+, VDE
-----------	----------------

Classifications

eCl@ss 11.1	27-44-01-09
ETIM 9.0	EC003569

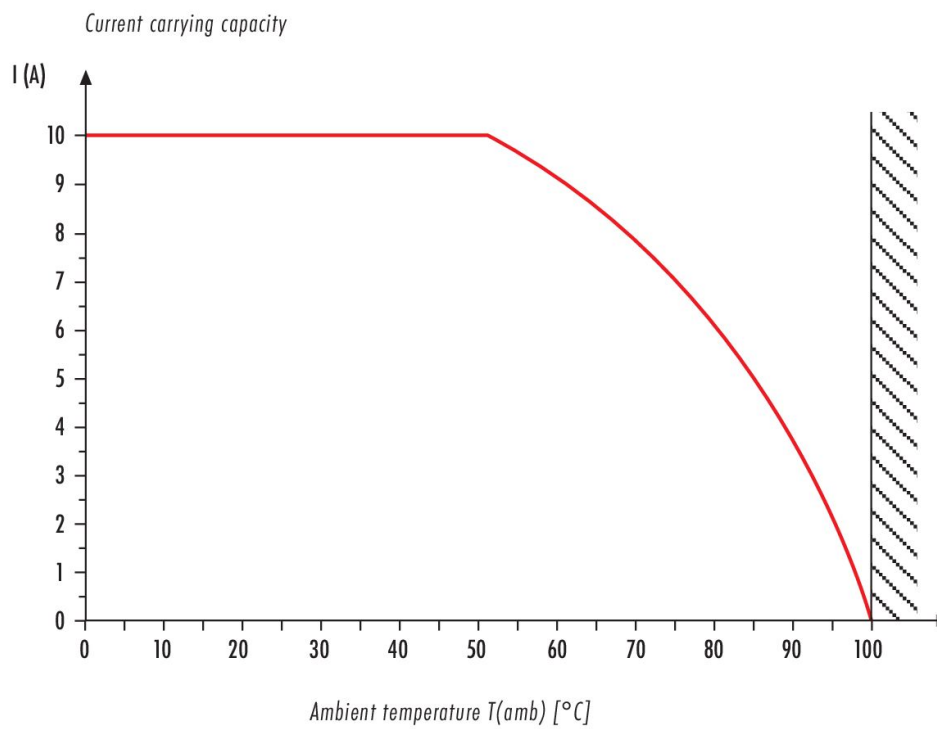
Product description	RD24 Female panel mount connector, Contacts: 6+PE, unshielded, crimping (Crimp contacts must be ordered separately), IP67, UL, ESTI+, VDE
Area	series 693
Part no.	09 4204 00 07

Assembly instructions / Panel cut-out



Product description	RD24 Female panel mount connector, Contacts: 6+PE, unshielded, crimping (Crimp contacts must be ordered separately), IP67, UL, ESTI+, VDE
Area	series 693
Part no.	09 4204 00 07

Derating curve



Product description	RD24 Female panel mount connector, Contacts: 6+PE, unshielded, crimping (Crimp contacts must be ordered separately), IP67, UL, ESTI+, VDE
Area	series 693
Part no.	09 4204 00 07

Security notices

The connector must not be plugged or unplugged under load. Non-observance and improper use can result in personal injury.

The connectors have been developed for applications in plant engineering, control and electrical equipment construction. The user is responsible for checking whether the connectors can also be used in other areas of application.

Connectors which are used in circuits with voltages dangerous to the touch may only be installed and used by, or under the supervision of, persons with electrical engineering training, taking into account the applicable regulations and standards.

The user must take suitable safety precautions to ensure that the connector cannot be accidentally disconnected.

Please observe the pollution degree and the overvoltage category. For further information, please refer to the download center "Technical Information".

DECLARATION FROM THE MANUFACTURER

For part no.: 09 4204 00 07

10/07/2025

With regard to the

Regulation (EC) No 1907/2006 of the European Parliament and of the Council of 18 December 2006 concerning the Registration, Evaluation, Authorisation and Restriction of Chemicals (REACH), establishing a European Chemicals Agency, amending Directive 1999/45/EC and repealing Council Regulation (EEC) No 793/93 and Commission Regulation (EC) No 1488/94 as well as Council Directive 76/769/EEC and Commission Directives 91/155/EEC, 93/67/EEC, 93/105/EC and 2000/21/EC.

With the REACH regulation, the EU has created a uniform system for the Registration, Evaluation, Authorisation and restriction of CHEMicals – or REACH. The purpose of this regulation is to ensure a high level of protection of human health and the environment.

Franz Binder GmbH & Co. Elektrische Bauelemente KG hereby confirms that it acts as a downstream user (producer of products) according to the aforementioned regulation.

We obtain all raw materials and/or preparations, from which the connectors are made, from suppliers who have already registered or pre-registered all substances, including those present in the preparations. The products supplied by the company are not subject to registration.

With regard to Article 33(1) of the REACH regulation, Franz Binder GmbH & Co. Elektrische Bauelemente KG complies with its information obligations:

An up-to-date candidate list (candidate list of substances of very high concern for authorisation, as of 25/06/2025 see: <https://echa.europa.eu/de/candidate-list-table>) in accordance with Article 59 (1, 10) of the regulation (EC) No 1907/2006 (REACH) has been published.

The aforementioned article includes the following substances from the up-to-date candidate list in concentrations of more than 0,1 percent by mass:

- None (No pollutants)

Please refer any questions to our Product Compliance Team:

Product-Compliance@binder-connector.de

DECLARATION FROM THE MANUFACTURER

For part no.: 09 4204 00 07

10/07/2025

With regard to the

COMMISSION DELEGATED DIRECTIVE (EU) 2015/863 of 31 March 2015

**amending Annex II to Directive 2011/65/EU of the European Parliament and of the Council as regards
the list of restricted substances**

Directive 2011/65/EU stipulates provisions on the restriction of the use of hazardous substances in electrical and electronic equipment (EEE) with a view to contributing to the protection of human health and the environment, including the environmentally sound recovery and disposal of EEE waste.

ANNEX II

Restricted substances referred to in Article 4(1) and maximum concentration values tolerated by weight in homogeneous materials

Lead (0,1%) mercury (0,1%) cadmium (0,01%) hexavalent chromium (0,1%) polybrominated biphenyls (PBB) (0,1%) polybrominated diphenyl ethers (PBDE) (0,1%) bis(2-ethylhexyl) phthalate (DEHP) (0,1%) butyl benzyl phthalate (BBP) (0,1%) dibutyl phthalate (DBP) (0,1%) diisobutyl phthalate (DIBP) (0,1%)

Franz Binder GmbH & Co. Elektrische Bauelemente KG hereby confirms that it complies with all standard articles of the aforementioned Directive. Our products do not contain any of the specified prohibited substances above the maximum permitted concentrations specified therein, taking into account the exemptions in Annex III of Directive 2011/65/EU.

- Complies with RoHS III without exemption

Please refer any questions to our Product Compliance Team:

Product-Compliance@binder-connector.de

MANUFACTURER'S DECLARATION

For part no.: 09 4204 00 07

10/07/2025

with regard to

Declaration of compliance with China RoHS – Components

We herewith declare the compliance of this product with the Chinese marking requirements. This product can be recycled and used safely during its environmentally friendly use period of 50 years. These articles will be sold as components only for manufacturing. According to the Electronic Industry Standard SJ/T 11364-2014 it needs not to be marked with Environmentally Friendly Use Period (EFUP) label. This product should be recycled after its environmental protection use period has expired because it may contain substances or elements as shown in the following table:

Part Name	Hazardous Substance					
	Lead (Pb)	Mercury (Hg)	Cadmium (Cd)	Hexavalent Chromium (Cr(VI))	Polybrominated biphenyls (PBB)	Polybrominated diphenyl ethers (PBDE)
Connectors	0	0	0	0	0	0

This table is prepared in accordance with the provisions of SJ/T 11364.

O: Indicates that said hazardous substance contained in all of the homogeneous materials for this part is below the limit requirement of GB/T 26572

X: Indicates that said hazardous substance contained in at least one of the homogeneous materials used for this part is above the limit requirement of GB/T 26572

The table shows where these substances may be found in this Electrical and Electronic Product.

Please refer any questions to our Product Compliance Team:

Product-Compliance@binder-connector.de

CERTIFICATE OF COMPLIANCE

Certificate Number 20160930-E93427
Report Reference E93427-19850211
Issue Date 2016-SEPTEMBER-30

Issued to: FRANZ BINDER GMBH & CO. ELEKTRISCHE
BAUELEMENTE KG
ROETELSTRASSE 27
74172 NECKARSULM GERMANY


This is to certify that representative samples of COMPONENT - CONNECTORS FOR USE IN DATA, SIGNAL, CONTROL AND POWER APPLICATIONS
See Addendum Page

Have been investigated by UL in accordance with the Standard(s) indicated on this Certificate.

Standard(s) for Safety: UL 1977, Component Connectors for Use in Data, Signal, Control and Power Applications.
CAN/CSA C22.2 No. 182.3-16.


Additional Information: See the UL Online Certifications Directory at www.ul.com/database for additional information

Only those products bearing the UL Certification Mark should be considered as being covered by UL's Certification and Follow-Up Service.

The UL Recognized Component Mark generally consists of the manufacturer's identification and catalog number, model number or other product designation as specified under "Marking" for the particular Recognition as published in the appropriate UL Directory. As a supplementary means of identifying products that have been produced under UL's Component Recognition Program, UL's Recognized Component Mark: , may be used in conjunction with the required Recognized Marks. The Recognized Component Mark is required when specified in the UL Directory preceding the recognitions or under "Markings" for the individual recognitions.

Recognized components are incomplete in certain constructional features or restricted in performance capabilities and are intended for use as components of complete equipment submitted for investigation rather than for direct separate installation in the field. The final acceptance of the component is dependent upon its installation and use in complete equipment submitted to UL LLC.

Look for the UL Certification Mark on the product.



Bruce Mahrenholz, Director North American Certification Program

UL LLC

Any information and documentation involving UL Mark services are provided on behalf of UL LLC (UL) or any authorized licensee of UL. For questions, please contact a local UL Customer Service Representative at <http://ul.com/about/locations/>



CERTIFICATE OF COMPLIANCE

Certificate Number 20160930-E93427
Report Reference E93427-19850211
Issue Date 2016-SEPTEMBER-30

This is to certify that representative samples of the product as specified on this certificate were tested according to the current UL requirements.

Products Covered:

Receptacles, Cord Connectors, Attachment Plugs, Motor Attachment Plugs; Series 693 with Suffixes -1 through 4, incl.

ATTACHMENT PLUGS, STRAIGHT:

Series, 693-1: 99-4221-00-04, 99-4221-14-04, 99-4221-110-04, 99-4221-160-04, 99-4221-300-04, 99-4225-00-07, 99-4225-14-07, 99-4225-110-07, 99-4225-160-07, 99-4225-300-07, 99-4217-00-07, 99-4217-14-07, 99-4217-110-07, 99-4217-160-07, 99-4217-300-07, 99-4201-00-07, 99-4201-14-07, 99-4201-110-07, 99-4201-160-07, 99-4201-300-07.

ATTACHMENT PLUGS, ANGLE:

Series, 693-1: 99-4221-70-04, 99-4221-210-04, 99-4221-215-04, 99-4225-70-07, 99-4225-210-07, 99-4225-215-07, 99-4217-70-07, 99-4217-210-07, 99-4217-215-07, 99-4201-70-07, 99-4201-210-07, 99-4201-215-07.

CORD CONNECTORS, STRAIGHT:

Series, 693-2: 99-4222-00-04, 99-4222-14-04, 99-4222-110-04, 99-4222-160-04, 99-4222-300-04, 99-4226-00-07, 99-4226-14-07, 99-4226-110-07, 99-4226-160-07, 99-4226-300-07, 99-4218-00-07, 99-4218-14-07, 99-4218-110-07, 99-4218-160-07, 99-4218-300-07, 99-4202-00-07, 99-4202-14-07, 99-4202-110-07, 99-4202-160-07, 99-4202-300-07.

CORD CONNECTORS, ANGLE:

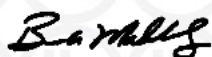
Series, 693-2: 99-4222-70-04, 99-4222-210-04, 99-4222-215-04, 99-4226-70-07, 99-4226-210-07, 99-4226-215-07, 99-4218-70-07, 99-4218-210-07, 99-4218-215-07, 99-4202-70-07, 99-4202-210-07, 99-4202-215-07.

APPLIANCE INLET:

Series, 693-3: 09-4223-00-04, 09-4223-150-04, 09-4227-00-07, 09-4227-111-07, 09-4219-00-07, 09-4219-150-07, 09-4203-00-07.

RECEPTACLES:

Series, 693-4: 09-4204-00-07, 09-4224-00-04, 09-4224-150-04, 09-4228-00-07, 09-4220-00-07, 09-4220-150-07.



Bruce Mahrenholz, Director North American Certification Program

UL LLC

Any information and documentation involving UL Mark services are provided on behalf of UL LLC (UL) or any authorized licensee of UL. For questions, please contact a local UL Customer Service Representative at <http://ul.com/aboutul/locations/>

