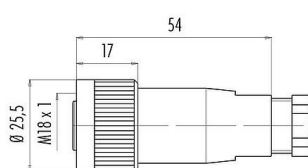


Product description **M18 Female cable connector, Contacts: 4, 6.5-8.0 mm, unshielded, screw clamp, IP67, UL**  
Area **series 714**  
Part no. **09 0440 010 04**

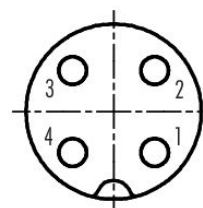
### Illustration



### Scale drawing



### Contact arrangement (Plug-in side)



You can find the component part drawing and assembly instructions on the next page.

## Technical data

### General features

Part no.	<b>09 0440 010 04</b>
Connector design	Female cable connector
Version	Connector socket straight
Connector locking system	screw
Termination	screw clamp
Degree of protection	IP67
Connection cross-section	1.50 mm <sup>2</sup> / AWG 16
Cable outlet	6.5-8.0 mm
Temperature range from/to	-25 °C / 85 °C
Mechanical operation	> 50 Mating cycles
Weight (g)	24.33
Customs tariff number	85369010
Country of Origin	DE

### Electrical parameters

Rated voltage	250 V
Rated impulse voltage	4000 V
Rated current	16 A (5 A UL)
Insulation resistance	> 10 <sup>8</sup> Ω
Pollution degree	3
Overvoltage category	III
Insulating material group	III

# Product data sheet

## Automation technology - Voltage and Power Supply



Product description	<b>M18 Female cable connector, Contacts: 4, 6.5-8.0 mm, unshielded, screw clamp, IP67, UL</b>
Area	<b>series 714</b>
Part no.	<b>09 0440 010 04</b>

EMC compliance	unshielded
----------------	------------

### Material

Housing material	PBT/PA
Contact body material	PA (UL94 V-0) / PBT (UL94 V-0)
Contact material	CuZn (brass)
Contact plating	CuSnZn (Optalloy)
Locking material	PA
REACH SVHC	CAS 7439-92-1 (Lead)
SCIP number	7071b7ff-05e6-4000-8165-093ada2c335a

### Authorization/approvals

Approvals	UL
-----------	----

### Classifications

eCl@ss 11.1	27-44-01-09
ETIM 9.0	EC003569

### Declarations of conformity

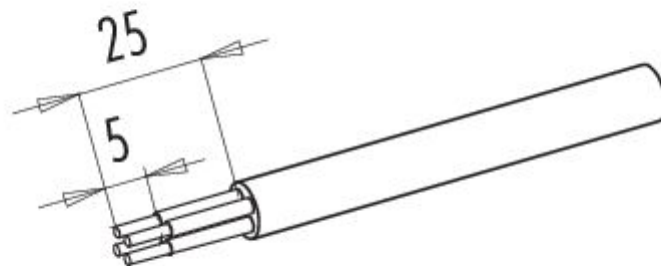
Low Voltage Directive	2014/35/EU (EN 60529:1991   2014/35/EU;EN 60204-1:2018)
-----------------------	---

# Product data sheet

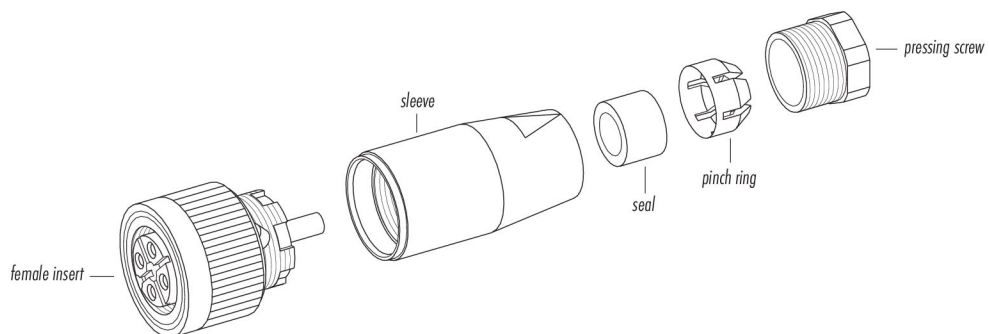
## Automation technology - Voltage and Power Supply

Product description	<b>M18 Female cable connector, Contacts: 4, 6.5-8.0 mm, unshielded, screw clamp, IP67, UL</b>
Area	<b>series 714</b>
Part no.	<b>09 0440 010 04</b>

### Assembly instructions



### Component part drawing



Product description	<b>M18 Female cable connector, Contacts: 4, 6.5-8.0 mm, unshielded, screw clamp, IP67, UL</b>
Area	<b>series 714</b>
Part no.	<b>09 0440 010 04</b>

## Security notices

The connector must not be plugged or unplugged under load. Non-observance and improper use can result in personal injury.

The connectors have been developed for applications in plant engineering, control and electrical equipment construction. The user is responsible for checking whether the connectors can also be used in other areas of application.

To protect against unintentional opening of the connector, the thread between the housing and the connector head must be secured with a suitable cyanoacrylate adhesive when used in circuits with voltages dangerous to the touch. This does not apply to connectors used in SELV and PELV circuits according to IEC 61140 (EN 61140, VDE 0140-1).

Connectors which are used in circuits with voltages dangerous to the touch may only be installed and used by, or under the supervision of, persons with electrical engineering training, taking into account the applicable regulations and standards.

The user must take suitable safety precautions to ensure that the connector cannot be accidentally disconnected.

Plug connectors with enclosure protection IP67 and IP68 are not suitable for use under water. When used outdoors, the plug connectors must be protected separately against corrosion. For further information on the IP protection classes, please refer to the "Technical Information" download centre.

Please observe the pollution degree and the overvoltage category. For further information, please refer to the download center "Technical Information".

## DECLARATION FROM THE MANUFACTURER

For part no.: 09 0440 010 04

09/07/2025

With regard to the

**Regulation (EC) No 1907/2006 of the European Parliament and of the Council of 18 December 2006 concerning the Registration, Evaluation, Authorisation and Restriction of Chemicals (REACH), establishing a European Chemicals Agency, amending Directive 1999/45/EC and repealing Council Regulation (EEC) No 793/93 and Commission Regulation (EC) No 1488/94 as well as Council Directive 76/769/EEC and Commission Directives 91/155/EEC, 93/67/EEC, 93/105/EC and 2000/21/EC.**

With the REACH regulation, the EU has created a uniform system for the Registration, Evaluation, Authorisation and restriction of CHEMicals – or REACH. The purpose of this regulation is to ensure a high level of protection of human health and the environment.

Franz Binder GmbH & Co. Elektrische Bauelemente KG hereby confirms that it acts as a downstream user (producer of products) according to the aforementioned regulation.

We obtain all raw materials and/or preparations, from which the connectors are made, from suppliers who have already registered or pre-registered all substances, including those present in the preparations. The products supplied by the company are not subject to registration.

With regard to Article 33(1) of the REACH regulation, Franz Binder GmbH & Co. Elektrische Bauelemente KG complies with its information obligations:

An up-to-date candidate list (candidate list of substances of very high concern for authorisation, as of 25/06/2025 see: <https://echa.europa.eu/de/candidate-list-table>) in accordance with Article 59 (1, 10) of the regulation (EC) No 1907/2006 (REACH) has been published.

The aforementioned article includes the following substances from the up-to-date candidate list in concentrations of more than 0,1 percent by mass:

- CAS 7439-92-1 (Lead)

Please refer any questions to our Product Compliance Team:

[Product-Compliance@binder-connector.de](mailto:Product-Compliance@binder-connector.de)

## DECLARATION FROM THE MANUFACTURER

For part no.: 09 0440 010 04

09/07/2025

With regard to the

### COMMISSION DELEGATED DIRECTIVE (EU) 2015/863 of 31 March 2015

**amending Annex II to Directive 2011/65/EU of the European Parliament and of the Council as regards  
the list of restricted substances**

Directive 2011/65/EU stipulates provisions on the restriction of the use of hazardous substances in electrical and electronic equipment (EEE) with a view to contributing to the protection of human health and the environment, including the environmentally sound recovery and disposal of EEE waste.

#### ANNEX II

Restricted substances referred to in Article 4(1) and maximum concentration values tolerated by weight in homogeneous materials

Lead (0,1%) mercury (0,1%) cadmium (0,01%) hexavalent chromium (0,1%) polybrominated biphenyls (PBB) (0,1%) polybrominated diphenyl ethers (PBDE) (0,1%) bis(2-ethylhexyl) phthalate (DEHP) (0,1%) butyl benzyl phthalate (BBP) (0,1%) dibutyl phthalate (DBP) (0,1%) diisobutyl phthalate (DIBP) (0,1%)

Franz Binder GmbH & Co. Elektrische Bauelemente KG hereby confirms that it complies with all standard articles of the aforementioned Directive. Our products do not contain any of the specified prohibited substances above the maximum permitted concentrations specified therein, taking into account the exemptions in Annex III of Directive 2011/65/EU.

- Complies with RoHS III with exemption 6c

Please refer any questions to our Product Compliance Team:

Product-Compliance@binder-connector.de

## MANUFACTURER'S DECLARATION

For part no.: 09 0440 010 04

09/07/2025

with regard to

### Declaration of compliance with China RoHS – Components

We herewith declare the compliance of this product with the Chinese marking requirements. This product can be recycled and used safely during its environmentally friendly use period of 50 years. These articles will be sold as components only for manufacturing. According to the Electronic Industry Standard SJ/T 11364-2014 it needs not to be marked with Environmentally Friendly Use Period (EFUP) label. This product should be recycled after its environmental protection use period has expired because it may contain substances or elements as shown in the following table:

Part Name	Hazardous Substance					
	Lead (Pb)	Mercury (Hg)	Cadmium (Cd)	Hexavalent Chromium (Cr(VI))	Polybrominated biphenyls (PBB)	Polybrominated diphenyl ethers (PBDE)
Connectors	X	0	0	0	0	0

This table is prepared in accordance with the provisions of SJ/T 11364.

0: Indicates that said hazardous substance contained in all of the homogeneous materials for this part is below the limit requirement of GB/T 26572

X: Indicates that said hazardous substance contained in at least one of the homogeneous materials used for this part is above the limit requirement of GB/T 26572

The table shows where these substances may be found in this Electrical and Electronic Product.

Please refer any questions to our Product Compliance Team:

Product-Compliance@binder-connector.de



## CYJV2.E302391

## Cable Assemblies and Fittings for Industrial Control and Signal Distribution - Component

[Page Bottom](#)

## Cable Assemblies and Fittings for Industrial Control and Signal Distribution - Component

[See General Information for Cable Assemblies and Fittings for Industrial Control and Signal Distribution - Component](#)

FRANZ BINDER GMBH & CO. ELEKTRISCHE BAUELEMENTE KG  
ROETELSTRASSE 27  
74172 NECKARSULM, GERMANY

E302391

Panel-mounted conductor fittings, Series 820, Cat. Nos. 09 2447 00 03, 09 2447 100 03, 09 2447 300 03, 09 2447 310 03, 09 2447 320 03, 09 2446 00 03, 09 2446 100 03, 09 2446 300 03, 09 2446 310 03, 09 2446 320 03, 09 2449 00 04, 09 2449 100 04, 09 2449 300 04, 09 2449 310 04, 09 2449 320 04, 09 2449 325 04, 09 2448 00 04, 09 2448 100 04, 09 2448 300 04, 09 2448 310 04, 09 2448 320 04, 09 2451 00 05, 09 2451 100 05, 09 2451 300 05, 09 2451 310 05, 09 2451 320 05, 09 2450 00 05, 09 2450 100 05, 09 2450 300 05, 09 2450 310 05, 09 2450 320 05, 09 2446 330 03, 09 2247 330 03, 09 2446 180 03, 09 2447 180 03, 09 2248 330 04, 09 2449 330 04, 09 2448 180 04, 09 2449 180 04, 09 2450 330 05, 09 2451 330 05, 09 2450 180 05, 09 2451 180 05.

Female cable fitting straight, Cat. Nos. 99-2440-12-03, 99-2440-21-03, 99-2440-32-03, 99-2440-42-03, 99-2440-282-03, 99-2442-12-04, 99-2442-21-04, 99-2442-32-04, 99-2442-42-04, 99-2442-282-04, 99-2444-12-05, 99-2444-21-05, 99-2444-23-05, 99-2444-32-05, 99-2444-33-05, 99-2444-42-05, 99-2444-43-05, 99-2444-282-05.

Male cable fitting straight, Cat. Nos. 99-2441-12-03, 99-2441-21-03, 99-2441-32-03, 99-2441-42-03, 99-2441-282-03, 99-2443-12-04, 99-2443-21-04, 99-2443-32-04, 99-2443-42-04, 99-2443-282-04, 99-2445-12-05, 99-2445-21-05, 99-2445-23-05, 99-2445-32-05, 99-2445-33-05, 99-2445-42-05, 99-2445-43-05, 99-2445-282-05.

Female cable fitting right angle, Cat. Nos. 99-2440-52-03, 99-2440-62-03, 99-2440-72-03, 99-2442-52-04, 99-2442-62-04, 99-2442-72-04, 99-2444-52-05, 99-2444-62-05, 99-2444-63-05, 99-2444-72-05, 99-2444-73-05.

Male cable fitting right angle, Cat. Nos. 99-2441-52-03, 99-2441-62-03, 99-2441-72-03, 99-2443-52-04, 99-2443-62-04, 99-2443-72-04, 99-2445-52-05, 99-2445-62-05, 99-2445-63-05, 99-2445-72-05, 99-2445-73-05.

Female cable fittings, Series 714, Cat. Nos. 09-0440-010-04, 99-0440-016-04, 09-0440-000-04.

Inlets, Series 714, Cat. Nos. 09-0441-081-04, 09-0441-090-04.

Series 825, Cat. No. 09-5245-00-04.

Series 715, Cat. No. 09-5242-00-04.

Female cable fittings, Series 825, Cat. Nos. 99-3730-810-04, 99-3728-810-04, 99-3730-820-04, 99-3728-820-04, 09-5246-00-04.

Series 715, Cat. Nos. 99-1430-810-04, 99-1436-810-05, 99-1436-910-05, 99-1436-935-05, 99-1438-810-05, 99-1438-910-05, 99-1430-995-04, 99-1436-995-05, 99-1430-820-04, 99-1436-820-05, 99-1436-920-05, 99-1438-820-05, 99-0430-15-04, 99-0430-110-04, 99-0436-15-05, 99-0436-110-05, 99-0430-05-04, 99-0430-165-04, 99-0436-05-05, 99-0436-165-05.

Series 713, Cat. Nos. 99-0430-10-04, 99-0430-30-04, 99-0430-57-04, 99-0436-10-05, 99-0436-57-05, 99-0430-07-04, 99-0430-158-04, 99-0430-14-04, 99-0430-12-04, 99-0436-14-05, 99-0436-12-05, 99-0486-12-08, 99-0492-12-12, 99-0430-82-04, 99-0430-282-04, 99-0436-82-05, 99-0436-282-05, 99-0486-282-08, 99-0430-142-04, 99-0436-142-05, 99-0430-287-04, 99-0436-287-05, 99-0486-287-08, 99-0430-00-04, 99-0430-20-04, 99-0430-69-04, 99-0430-68-04, 99-0436-00-05, 99-0436-69-05, 99-0430-27-04, 99-0430-161-04, 99-0430-24-04, 99-0430-52-04, 99-0436-24-05, 99-0436-52-05, 99-0492-52-12, 99-0430-92-04, 99-0430-292-04, 99-0436-92-05, 99-0436-292-05, 99-1430-814-04, 99-1430-812-04, 99-1436-814-05, 99-1436-812-05, 99-1486-812-08, 99-1492-812-12, 99-1486-914-08, 99-1432-814-04, 99-1438-814-05, 99-1488-814-08, 99-1488-812-08, 99-1430-991-04, 99-1430-992-04, 99-1436-991-05, 99-1436-992-05, 99-1486-992-05, 99-1430-824-04, 99-1430-822-04, 99-1436-824-05, 99-1436-822-05, 99-1492-822-12, 99-1432-824-04, 99-1438-824-05.

Male cable fittings, Series 825, Cat. Nos. 99-3729-810-04, 99-3727-810-04, 99-3729-995-04, 99-3729-820-04, 99-3727-820-04, 09-5245-00-04.

Series 715, Cat. Nos. 99-1429-810-04, 99-1437-810-05, 99-1437-910-05, 99-1437-935-05, 99-1439-810-05, 99-1439-910-05, 99-1429-995-04, 99-1437-995-05, 99-1429-820-04, 99-1437-820-05, 99-1437-920-05, 99-1439-820-05, 99-0429-15-04, 99-0429-105-04, 99-0437-15-05, 99-0437-105-05, 99-0429-135-04, 99-0429-145-04, 99-0437-135-05, 99-0437-145-05.

Series 713, Cat. Nos. 99-0429-43-04, 99-0429-57-04, 99-0437-43-05, 99-0437-57-05, 99-0429-07-04, 99-0429-158-04, 99-0429-14-04, 99-0429-12-04, 99-0437-14-05, 99-0437-12-05, 99-0487-12-08, 99-0491-12-12, 99-0429-82-04, 99-0429-282-04, 99-0437-82-05, 99-0437-282-05, 99-0487-282-08, 99-0429-142-04, 99-0437-142-05, 99-0429-186-04, 99-0437-186-05, 99-0487-186-08, 99-0429-287-04, 99-0437-287-05, 99-0487-287-08, 99-0429-44-04, 99-0429-20-04, 99-0437-44-05, 99-0429-27-04, 99-0429-161-04, 99-0429-24-04, 99-0429-52-04, 99-0437-24-05, 99-0437-52-05, 99-0491-52-12, 99-0429-92-04, 99-0429-292-04, 99-0437-92-05, 99-0437-292-05, 99-0429-162-04, 99-0437-162-05, 99-0429-286-04, 99-0437-286-05, 99-1429-814-04, 99-1429-812-04, 99-1437-814-05, 99-1437-812-05, 99-1487-812-08, 99-1491-812-12, 99-1487-914-08, 99-1431-814-04, 99-1439-814-05

, 99-1489-814-08, 99-1489-812-08, 99-1429-991-04, 99-1429-992-04, 99-1437-991-05, 99-1437-992-05, 99-1487-992-08, 99-1429-824-04, 99-1429-822-04, 99-1437-824-05, 99-1437-822-05, 99-1491-822-12, 99-1431-824-04, 99-1439-824-05.

Outlet, Series 825, Cat. No. 09-5246-00-04.

Cable assemblies, Series 423. Female cable connector with cable clamp, shieldable, size: 4 - 6mm, 6 - 8mm. Female cable connector, short version size: 4-8 mm. Female cable connector with shielding ring, size: 4 - 6mm, 6 - 8mm, 8-10mm. Female angled connector, shieldable size: 4 - 6mm, 6 - 8mm. Female socket solder connector. Size : 2-24 pole. Male angled connector, shieldable size: 4 - 6mm, 6 - 8mm. Male cable connector with cable clamp, shieldable size: 4 - 6mm, 6 - 8mm. Male cable connector, short version size: 4-8 mm. Male cable connector with shielding ring, size: 4 - 6mm, 6 - 8mm, 8-10mm. Male socket solder connector. Size : 2-24 pole.

Female socket, solder connector front fastened, size: 2-24 pole.

Female socket, dip solder, front fastened, size: 2-24 pole.

Male socket, solder connector front fastened, size: 2-24 pole.

Male socket, dip solder, front fastened, size: 2-24 pole.

Marking: Company name and catalog or series designation on device or carton.

Last Updated on 2013-01-24

---

[Questions?](#)

[Print this page](#)

[Terms of Use](#)

[Page Top](#)

© 2013 UL LLC

When the UL Leaf Mark is on the product, or when the word "Environment" is included in the UL Mark, please search the [UL Environment database](#) for additional information regarding this product's certification.

The appearance of a company's name or product in this database does not in itself assure that products so identified have been manufactured under UL's Follow-Up Service. Only those products bearing the UL Mark should be considered to be Listed and covered under UL's Follow-Up Service. Always look for the Mark on the product.

UL permits the reproduction of the material contained in the Online Certification Directory subject to the following conditions: 1. The Guide Information, Designs and/or Listings (files) must be presented in their entirety and in a non-misleading manner, without any manipulation of the data (or drawings). 2. The statement "Reprinted from the Online Certifications Directory with permission from UL" must appear adjacent to the extracted material. In addition, the reprinted material must include a copyright notice in the following format: "© 2013 UL LLC".



## CYJV8.E302391

Cable Assemblies and Fittings for Industrial Control and Signal Distribution  
Certified for Canada - Component[Page Bottom](#)Cable Assemblies and Fittings for Industrial Control and Signal Distribution  
Certified for Canada - Component[See General Information for Cable Assemblies and Fittings for Industrial Control and Signal Distribution Certified for Canada - Component](#)

FRANZ BINDER GMBH & CO. ELEKTRISCHE BAUELEMENTE KG  
ROETELSTRASSE 27  
74172 NECKARSULM, GERMANY

E302391

Panel-mounted conductor fittings, Series 820, Cat. Nos. 09 2447 00 03, 09 2447 100 03, 09 2447 300 03, 09 2447 310 03, 09 2447 320 03, 09 2446 00 03, 09 2446 100 03, 09 2446 300 03, 09 2446 310 03, 09 2446 320 03, 09 2449 00 04, 09 2449 100 04, 09 2449 300 04, 09 2449 310 04, 09 2449 320 04, 09 2449 325 04, 09 2448 00 04, 09 2448 100 04, 09 2448 300 04, 09 2448 310 04, 09 2448 320 04, 09 2451 00 05, 09 2451 100 05, 09 2451 300 05, 09 2451 310 05, 09 2451 320 05, 09 2450 00 05, 09 2450 100 05, 09 2450 300 05, 09 2450 310 05, 09 2450 320 05, 09 2446 330 03, 09 2247 330 03, 09 2446 180 03, 09 2447 180 03, 09 2248 330 04, 09 2449 330 04, 09 2448 180 04, 09 2449 180 04, 09 2450 330 05, 09 2451 330 05, 09 2450 180 05, 09 2451 180 05.

Female cable fitting straight, Cat. Nos. 99-2440-12-03, 99-2440-21-03, 99-2440-32-03, 99-2440-42-03, 99-2440-282-03, 99-2442-12-04, 99-2442-21-04, 99-2442-32-04, 99-2442-42-04, 99-2442-282-04, 99-2444-12-05, 99-2444-21-05, 99-2444-23-05, 99-2444-32-05, 99-2444-33-05, 99-2444-42-05, 99-2444-43-05, 99-2444-282-05.

Male cable fitting straight, Cat. Nos. 99-2441-12-03, 99-2441-21-03, 99-2441-32-03, 99-2441-42-03, 99-2441-282-03, 99-2443-12-04, 99-2443-21-04, 99-2443-32-04, 99-2443-42-04, 99-2443-282-04, 99-2445-12-05, 99-2445-21-05, 99-2445-23-05, 99-2445-32-05, 99-2445-33-05, 99-2445-42-05, 99-2445-43-05, 99-2445-282-05.

Female cable fitting right angle, Cat. Nos. 99-2440-52-03, 99-2440-62-03, 99-2440-72-03, 99-2442-52-04, 99-2442-62-04, 99-2442-72-04, 99-2444-52-05, 99-2444-62-05, 99-2444-63-05, 99-2444-72-05, 99-2444-73-05.

Male cable fitting right angle, Cat. Nos. 99-2441-52-03, 99-2441-62-03, 99-2441-72-03, 99-2443-52-04, 99-2443-62-04, 99-2443-72-04, 99-2445-52-05, 99-2445-62-05, 99-2445-63-05, 99-2445-72-05, 99-2445-73-05.

Female cable fittings, Series 714, Cat. Nos. 09-0440-010-04, 99-0440-016-04, 09-0440-000-04.

Inlets, Series 714, Cat. Nos. 09-0441-081-04, 09-0441-090-04.

Series 825, Cat. No. 09-5245-00-04.

Series 715, Cat. No. 09-5242-00-04.

Female cable fittings, Series 825, Cat. Nos. 99-3730-810-04, 99-3728-810-04, 99-3730-820-04, 99-3728-820-04, 09-5246-00-04.

Series 715, Cat. Nos. 99-1430-810-04, 99-1436-810-05, 99-1436-910-05, 99-1437-935-05, 99-1438-810-05, 99-1438-910-05, 99-1430-995-04, 99-1436-995-05, 99-1430-820-04, 99-1436-820-05, 99-1436-920-05, 99-1438-820-05, 99-0430-15-04, 99-0430-110-04, 99-0436-15-05, 99-0436-110-05, 99-0430-05-04, 99-0430-165-04, 99-0436-05-05, 99-0436-165-05.

Series 713, Cat. Nos. 99-0430-10-04, 99-0430-30-04, 99-0430-57-04, 99-0436-10-05, 99-0436-57-05, 99-0430-07-04, 99-0430-158-04, 99-0430-14-04, 99-0430-12-04, 99-0436-14-05, 99-0436-12-05, 99-0486-12-08, 99-0492-12-12, 99-0430-82-04, 99-0430-282-04, 99-0436-82-05, 99-0436-282-05, 99-0486-282-08, 99-0430-142-04, 99-0436-142-05, 99-0430-287-04, 99-0436-287-05, 99-0486-287-08, 99-0430-00-04, 99-0430-20-04, 99-0430-69-04, 99-0430-68-04, 99-0436-00-05, 99-0436-69-05, 99-0430-27-04, 99-0430-161-04, 99-0430-24-04, 99-0430-52-04, 99-0436-24-05, 99-0436-52-05, 99-0492-52-12, 99-0430-92-04, 99-0430-292-04, 99-0436-92-05, 99-0436-292-05, 99-1430-814-04, 99-1430-812-04, 99-1436-814-05, 99-1436-812-05, 99-1486-812-08, 99-1492-812-12, 99-1486-914-08, 99-1432-814-04, 99-1438-814-05, 99-1488-814-08, 99-1488-812-08, 99-1430-991-04, 99-1430-992-04, 99-1436-991-05, 99-1436-992-05, 99-1486-992-08, 99-1430-824-04, 99-1430-822-04, 99-1436-824-05, 99-1436-822-05, 99-1492-822-12, 99-1432-824-04, 99-1438-824-05.

Male cable fittings, Series 825, Cat. Nos. 99-3729-810-04, 99-3727-810-04, 99-3729-995-04, 99-3729-820-04, 99-3727-820-04, 09-5245-00-04.

Series 715, Cat. Nos. 99-1429-810-04, 99-1437-810-05, 99-1437-910-05, 99-1437-935-05, 99-1439-810-05, 99-1439-910-05, 99-1429-995-04, 99-1437-995-05, 99-1429-820-04, 99-1437-820-05, 99-1437-920-05, 99-1439-820-05, 99-0429-15-04, 99-0429-105-04, 99-0437-15-05, 99-0437-105-05, 99-0429-135-04, 99-0429-145-04, 99-0437-135-05, 99-0437-145-05, 09-5242-00-04.

Series 713, Cat. Nos. 99-0429-43-04, 99-0429-57-04, 99-0437-43-05, 99-0437-57-05, 99-0429-07-04, 99-0429-158-04, 99-0429-14-04, 99-0429-12-04, 99-0437-14-05, 99-0437-12-05, 99-0487-12-08, 99-0491-12-12, 99-0429-82-04, 99-0429-282-04, 99-0437-82-05, 99-0437-282-05, 99-0487-282-08, 99-0429-142-04, 99-0437-142-05, 99-0429-186-04, 99-0437-186-05, 99-0487-186-08, 99-0429-287-04, 99-0437-287-05, 99-0487-287-08, 99-0429-44-04, 99-0429-20-04, 99-0437-44-05, 99-0429-27-04, 99-0429-161-04, 99-0429-24-04, 99-0429-52-04, 99-0437-24-05, 99-0437-52-05, 99-0491-52-12, 99-0429-92-04, 99-0429-292-04, 99-0437-92-05, 99-0437-292-05, 99-0429-162-04, 99-0437-162-05, 99-0429-286-04, 99-0437-286-05, 99-1429-814-04, 99-1429-812-04, 99-1437-814-05, 99-1437-812-05, 99-1487-812-08, 99-1491-812-12, 99-1487-914-08, 99-1431-814-04, 99-1439-814-05

, 99-1489-814-08, 99-1489-812-08, 99-1429-991-04, 99-1429-992-04, 99-1437-991-05, 99-1437-992-05, 99-1487-992-08, 99-1429-824-04, 99-1429-822-04, 99-1437-824-05, 99-1437-822-05, 99-1491-822-12, 99-1431-824-04, 99-1439-824-05.

Outlet, Series 825, Cat. No. 09-5246-00-04.

Cable assemblies, Series 423. Female cable connector with cable clamp, shieldable, size: 4 - 6mm, 6 - 8mm. Female cable connector, short version size: 4-8 mm. Female cable connector with shielding ring, size: 4 - 6mm, 6 - 8mm, 8-10mm. Female angled connector, shieldable size: 4 - 6mm, 6 - 8mm. Female socket solder connector. Size : 2-24 pole. Male angled connector, shieldable size: 4 - 6mm, 6 - 8mm. Male cable connector with cable clamp, shieldable size: 4 - 6mm, 6 - 8mm. Male cable connector, short version size: 4-8 mm. Male cable connector with shielding ring, size: 4 - 6mm, 6 - 8mm, 8-10mm. Male socket solder connector. Size : 2-24 pole.

Female socket, solder connector front fastened, size: 2-24 pole.

Female socket, dip solder, front fastened, size: 2-24 pole.

Male socket, solder connector front fastened, size: 2-24 pole.

Male socket, dip solder, front fastened, size: 2-24 pole.

Marking: Company name and catalog designation and Recognized Component Mark for Canada on device or carton.

Last Updated on 2013-01-24

---

[Questions?](#)

[Print this page](#)

[Terms of Use](#)

[Page Top](#)

© 2013 UL LLC

When the UL Leaf Mark is on the product, or when the word "Environment" is included in the UL Mark, please search the [UL Environment database](#) for additional information regarding this product's certification.

The appearance of a company's name or product in this database does not in itself assure that products so identified have been manufactured under UL's Follow-Up Service. Only those products bearing the UL Mark should be considered to be Listed and covered under UL's Follow-Up Service. Always look for the Mark on the product.

UL permits the reproduction of the material contained in the Online Certification Directory subject to the following conditions: 1. The Guide Information, Designs and/or Listings (files) must be presented in their entirety and in a non-misleading manner, without any manipulation of the data (or drawings). 2. The statement "Reprinted from the Online Certifications Directory with permission from UL" must appear adjacent to the extracted material. In addition, the reprinted material must include a copyright notice in the following format: "© 2013 UL LLC".

## EU DECLARATION OF CONFORMITY

Manufacturer	<b>Franz Binder GmbH &amp; Co. Elektrische Bauelemente KG Rötelstraße 27 D-74172 Neckarsulm</b>
Part no.	<b>09 0440 010 04</b>
Product	
Series	<b>series 714</b>

This product complies with the requirements of the following European Directive:  
Directive 2014/35/EU of the European Parliament and of the council of 26 February 2014 on the harmonisation of the laws of the Member States relating to the making available on the market of electrical equipment designed for use within certain voltage limits (recast).

The following harmonized standards have been applied for conformity assessment:

EN 60529:1991 | 2014/35/EU;EN 60204-1:2018 \*)

\*) This standard is currently not harmonized

References to standards apply to references to their amendments, if these amendments are listed to the respective directives in the Official Journal of the European Union.

This declaration of conformity is issued under the sole responsibility of the manufacturer.

Neckarsulm, 2025-03-05



i.A. Soner Cakar  
Product Compliance Manager

## UKCA DECLARATION OF CONFORMITY

Manufacturer	<b>Franz Binder GmbH &amp; Co. Elektrische Bauelemente KG Rötelstraße 27 D-74172 Neckarsulm</b>
Object of the declaration	<b>Connector (COC)</b>
Product	<b>09 0440 010 04</b>

The object of the declaration described above is in conformity with the relevant UK-Regulations and UK-Guidelines:

**The Electrical Equipment (Safety) Regulations 2016**  
STATUTORY INSTRUMENTS  
2016 No. 1101  
CONSUMER PROTECTION  
HEALTH AND SAFETY

References of standards and/ or technical specifications applied for this declaration of conformity, or parts thereof:

**2016 No. 1101: EN 61984:2009 \*)**

\*) This standard is currently not listed in the assigned directive.

This declaration is issued under the sole responsibility of the manufacturer.

Neckarsulm, 2025-03-05



i.A. Soner Cakar  
Product Compliance Manager