


Automotive MLCC with FLEXITERM[®], KAF Series

General Specifications

GENERAL DESCRIPTION



With increased requirements from the automotive industry for additional component robustness, KYOCERA AVX recognized the need to produce a MLCC with enhanced mechanical strength. It was noted that many components may be subject to severe flexing and vibration when used in various under the hood automotive and other harsh environment applications.

To satisfy the requirement for enhanced mechanical strength, KYOCERA AVX had to find a way of ensuring electrical integrity is maintained whilst external forces are being applied to the component. It was found that the structure of the termination needed to be flexible and after much research and development, KYOCERA AVX launched FLEXITERM[®]. FLEXITERM[®] is designed to enhance the mechanical flexure and temperature cycling performance of a standard ceramic capacitor. The industry standard for flexure is 2mm minimum. Using FLEXITERM[®], KYOCERA AVX provides up to 5mm of flexure without internal cracks. Beyond 5mm, the capacitor will generally fail "open".

As well as for automotive applications FLEXITERM[®] will provide Design Engineers with a satisfactory solution when designing PCB's which may be subject to high levels of board flexure.

PRODUCT ADVANTAGES

- High mechanical performance able to withstand, 5mm bend test guaranteed
- Increased temperature cycling performance, 3000 cycles and beyond
- Flexible termination system
- Reduction in circuit board flex failures
- Base metal electrode system
- Automotive or commercial grade products available
- AECQ200 Qualified
- Approved to VW 80808 Specification

APPLICATIONS

High Flexure Stress Circuit Boards

- e.g. Depanelization: Components near edges of board.

Variable Temperature Applications

- Soft termination offers improved reliability performance in applications where there is temperature variation.
- e.g. All kind of engine sensors: Direct connection to battery rail.

Automotive Applications

- Improved reliability.
- Excellent mechanical performance and thermo mechanical performance.

HOW TO ORDER

| | | | | | | | |
|--|--|---------------|--|---|---|---|-----------------|
| KAF | 31 | G | R7 | 1H | 475 | K | U |
| Series | Size | Thickness | Dielectric | | Capacitance Code Code (in pF) | Capacitance Tolerance | Packaging |
| AEC-Q200 FLEXITERM [®] SERIES | 05 = 0402 15 = 0603 21 = 0805 31 = 1206 32 = 1210 42 = 1808 43 = 1812 55 = 2220 | See Cap Chart | CG = COG R7 = X7R R8 = X8R L8 = X8L G8 = X8G | 0J = 6.3V 2H = 500V 1A = 10V 2J = 630V 1C = 16V 3A = 1000V 1E = 25V 3N = 1500V 1H = 50V 3D = 2000V 2A = 100V 3E = 2500V 2D = 200V 3U = 3000V 2E = 250V | 2 Significant Digits +Number of zeros eg 10uF = 106 10nF = 103 47pF = 470 | B = ± 0.1pF (<10pF)* C = ± 0.25pF (<10pF)* D = ± 0.5pF (<10pF)* F = ± 1%* G = ± 2%* J = ± 5% K = ± 10% M = ± 20% | See Table Below |

NOTE: Contact factory for availability of Tolerance Options for Specific Part Numbers.

PACKAGING CODES

| Code | EIA (inch) | IEC (mm) | 7" Paper | 7" Embossed | 13" Paper | 13" Embossed |
|------|------------|----------|----------|-------------|-----------|--------------|
| 05 | 0402 | 1005 | H | | N | |
| 15 | 0603 | 1608 | T | U | M | L |
| 21 | 0805 | 2012 | T | U | M | L |
| 31 | 1206 | 3216 | T | U | M | L |
| 32 | 1210 | 3225 | T | U | M | L |
| 42 | 1808 | 4520 | | Y | | K |
| 43 | 1812 | 4532 | | V | | S |
| 55 | 2220 | 5750 | | V | | S |

*thickness determines paper or plastic embossed packaging

Automotive MLCC with FLEXITERM[®], KAF Series

Specifications and Test Methods

PERFORMANCE TESTING

AEC-Q200 Qualification:

- Created by the Automotive Electronics Council
- Specification defining stress test qualification for passive components



Testing:

Key tests used to compare soft termination to AEC-Q200 qualification:

- Bend Test
- Temperature Cycle Test

BOARD BEND TEST RESULTS

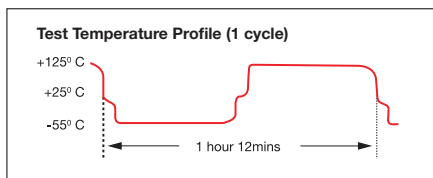
| Style | Conventional Termination | FLEXITERM [®] |
|-------|--------------------------|------------------------|
| 0603 | >2mm | >5mm |
| 0805 | >2mm | >5mm |
| 1206 | >2mm | >5mm |

TEMPERATURE CYCLE TEST PROCEDURE

Test Procedure as per AEC-Q200:

The test is conducted to determine the resistance of the component when it is exposed to extremes of alternating high and low temperatures.

- Sample lot size quantity 77 pieces
- TC chamber cycle from -55°C to +125°C for 1000 cycles
- Interim electrical measurements at 250, 500, 1000 cycles
- Measure parameter capacitance dissipation factor, insulation resistance



BOARD BEND TEST PROCEDURE

According to AEC-Q200

Test Procedure as per AEC-Q200:

Sample size: 20 components
Span: 90mm Minimum deflection spec: 2 mm

- Components soldered onto FR4 PCB (Figure 1)
- Board connected electrically to the test equipment (Figure 2)

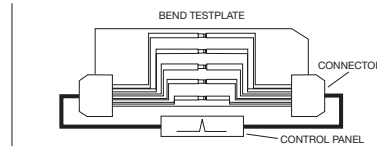


Fig 1 - PCB layout with electrical connections

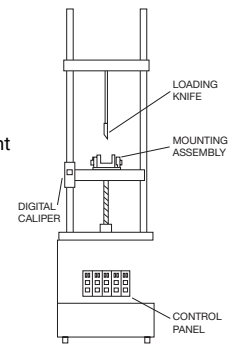
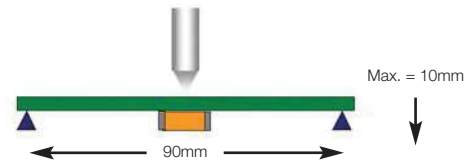


Fig 2 - Board Bend test equipment

ENHANCED SOFT TERMINATION BEND TEST PROCEDURE

Bend Test

The capacitor is soldered to the printed circuit board as shown and is bent up to 10mm at 1mm per second:



- The board is placed on 2 supports 90mm apart (capacitor side down)
- The row of capacitors is aligned with the load stressing knife



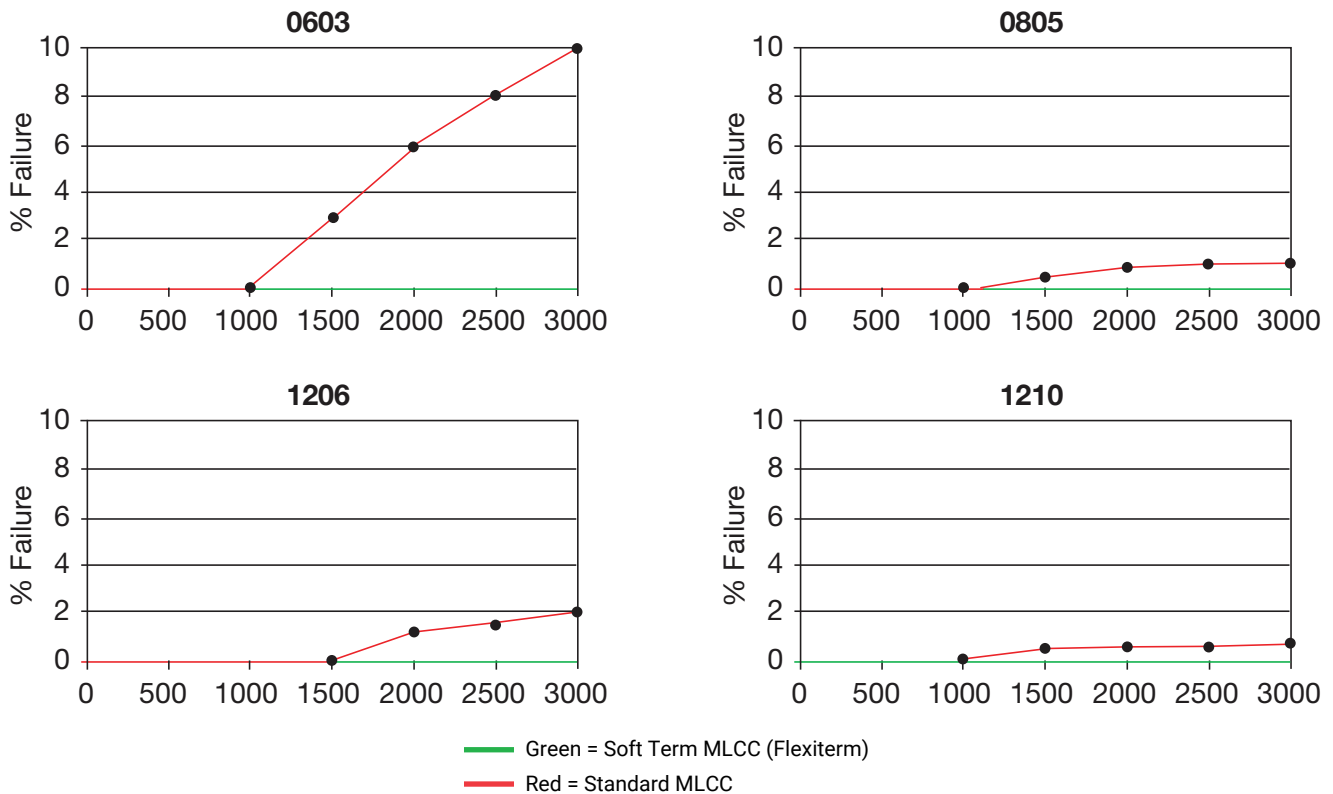
- The load is applied and the deflection where the part starts to crack is recorded (Note: Equipment detects the start of the crack using a highly sensitive current detection circuit)
- The maximum deflection capability is 10mm

Automotive MLCC with FLEXITERM[®], KAF Series

Specifications and Test Methods



BEYOND 1000 CYCLES: TEMPERATURE CYCLE TEST RESULTS




Soft Term - No Defects up to 3000 cycles

AEC-Q200 specification states 1000 cycles compared to 3000 temperature cycles.

FLEXITERM[®] TEST SUMMARY

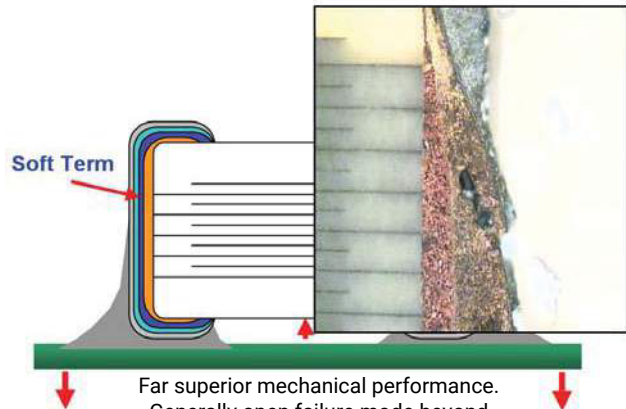
- Qualified to AEC-Q200 test/specification with the exception of using 3000 temperature cycles (up to +150°C bend test guaranteed greater than 5mm).
- FLEXITERM[®] provides improved performance compared to standard termination systems.
- Board bend test improvement by a factor of 2 to 4 times.
- Temperature Cycling:
 - 0% Failure up to 3000 cycles
 - No ESR change up to 3000 cycle

WITHOUT SOFT TERMINATION



Major fear is of latent board flex failures.

WITH SOFT TERMINATION



Far superior mechanical performance. Generally open failure mode beyond 5mm flexure

Automotive MLCC with FLEXITERM® - NP0

Capacitance Range

| SIZE | | 0603 | | | | | | 0805 | | | | | | 1206 | | | | | | 1210 | | | | | | | | | | | | | | |
|--------------|----------|-----------------------------|-----|------|------|------|------|----------------------------|-----|-----|------|------|------|---------------------------|-------|-----|-----|------|------|---------------------------|------|------|-------|-----|------|------|------|------|------|-------|----|----|----|----|
| Soldering | | Reflow/Wave | | | | | | Reflow/Wave | | | | | | Reflow/Wave | | | | | | Reflow/Wave | | | | | | | | | | | | | | |
| (L) Length | mm (in.) | 1.6 ± 0.15 (0.063 ± 0.006) | | | | | | 2.01 ± 0.2 (0.079 ± 0.008) | | | | | | 3.2 ± 0.2 (0.126 ± 0.008) | | | | | | 3.2 ± 0.2 (0.126 ± 0.008) | | | | | | | | | | | | | | |
| (W) Width | mm (in.) | 0.81 ± 0.15 (0.032 ± 0.006) | | | | | | 1.25 ± 0.2 (0.049 ± 0.008) | | | | | | 1.6 ± 0.2 (0.063 ± 0.008) | | | | | | 2.5 ± 0.2 (0.098 ± 0.008) | | | | | | | | | | | | | | |
| (t) Terminal | mm (in.) | 0.35 ± 0.15 (0.014 ± 0.006) | | | | | | 0.5 ± 0.25 (0.02 ± 0.01) | | | | | | 0.5 ± 0.25 (0.02 ± 0.01) | | | | | | 0.5 ± 0.25 (0.02 ± 0.01) | | | | | | | | | | | | | | |
| WVDC | | 25V | 50V | 100V | 200V | 250V | 630V | 1000V | 25V | 50V | 100V | 200V | 250V | 630V | 1000V | 25V | 50V | 100V | 200V | 250V | 500V | 630V | 1000V | 50V | 100V | 200V | 250V | 500V | 630V | 1000V | | | | |
| 0R5 | 0.5 | A | A | A | A | | | | B | B | B | B | | | | | | | | | | | | | | | | | | | | | | |
| 1R0 | 1.0 | A | A | A | A | | | | B | B | B | B | | | | | | | | | | | | | | | | | | | | | | |
| 100 | 10 | A | A | A | A | | | | B | B | B | B | | | | | | | | | | | | | | | | | | | | | | |
| 120 | 12 | A | A | A | A | | | | B | B | B | B | | | | | | | | | | | | | | | | | | | | | | |
| 150 | 15 | A | A | A | A | | | | B | B | B | B | | | | | | | | | | | | | | | | | | | | | | |
| 180 | 18 | A | A | A | A | | | | B | B | B | B | | | | | | | | | | | | | | | | | | | | | | |
| 220 | 22 | A | A | A | A | | | | B | B | B | B | | | | | | | | | | | | | | | | | | | | | | |
| 270 | 27 | A | A | A | A | | | | B | B | B | B | | | | | | | | | | | | | | | | | | | | | | |
| 330 | 33 | A | A | A | A | | B | B | B | B | B | B | | | | | | | | | | | | | | | | | | | | | | |
| 390 | 39 | A | A | A | A | | B | B | B | B | B | B | | | | | | | | | | | | | | | | | | | | | | |
| 470 | 47 | A | A | A | A | | B | B | B | B | B | B | | A | A | | | | | | | | | | | | | | | | | | | |
| 560 | 56 | A | A | A | A | A* | B | B | B | B | B | B | | A | A | | | | | | | | | | | | | | | | | | | |
| 680 | 68 | A | A | A | A | A* | B | B | B | B | B | B | | A | A | | | | | | | | | | | | | | | | | | | |
| 820 | 82 | A | A | A | A | A* | B | B | B | B | B | B | | A | A | | | | | | | | | | | | | | | | | | | |
| 101 | 100 | A | A | A | A | A* | B | B | B | B | B | B | | A | A | | | | | | | | | | | | | | | | | | | |
| 121 | 120 | | | | A* | A* | B | B | B | B | B | B | | A | A | | | | | | | | | | | | | | | | | | | |
| 151 | 150 | | | | A* | A* | B | B | B | B | B | B | | A | A | | | | | | | | | | | | | | | | | | | |
| 181 | 180 | | | | A* | A* | B | B | B | B | B | B | | A | A | | | | | | | | | | | | | | | | | | | |
| 221 | 220 | | | | A* | A* | B | B | B | B | B | B | | A | A | | | | | | | | | | | | | | | | | | | |
| 271 | 270 | | | | A* | A* | B* | | | | B | B | | A | A | | | | | | | | | | | | | N | | | | | | |
| 331 | 330 | | | | A* | A* | B* | | | | B | | | A | A | | | | | | | | | | | | | N | | | | | | |
| 391 | 390 | | | | A* | A* | B* | | | | B | | | A | A | | | | | | | | | | | | | N | | | | | | |
| 471 | 470 | | | | A* | A* | B* | | | | B | | | A | A | | | | | | | | | | | | | N | | | | | | |
| 561 | 560 | | | | A* | A* | B* | | | | B | | | A | A | | | | | | | | | | | | | N | | | | | | |
| 681 | 680 | | | | A* | A* | B* | | | | B | | | A | A | | | | | | | | | | | | | N | | | | | | |
| 821 | 820 | A* | A* | A* | A* | A* | B* | | | | B | | | A | A | | | | | | | | | | | | | N | | | | | | |
| 102 | 1000 | A* | A* | A* | A* | A* | B* | | | | B | | | A | A | | | | | | | | | | | | | N | | | | | | |
| 122 | 1200 | A* | A* | A* | A* | A* | | | | | | | | A | A | | | | | | | | | | | | | N | C* | C* | | | | |
| 152 | 1500 | A* | A* | A* | A* | A* | | | | | | | | | | | | | | | | | | | | | | N | G* | G* | | | | |
| 182 | 1800 | A* | A* | A* | | | | | | | B | B | B | | | | | | | | | | | | | | | N | G* | G* | | | | |
| 222 | 2200 | A* | A* | A* | | | | | | | B | B | B | | | | | | | | | | | | | | | N | G* | G* | | | | |
| 272 | 2700 | A* | A* | | | | | | | | A | A | A | A | | | | | | | | | | | | | | B | G* | G* | G* | G* | G* | G* |
| 332 | 3300 | A* | A* | | | | | | | | A | A | A | A | | | | | | | | | | | | | | G | G* | G* | G* | G* | G* | |
| 392 | 3900 | A* | A* | | | | | | | | A | A | A | A | | | | | | | | | | | | | | G | G* | G* | G* | G* | G* | |
| 472 | 4700 | A* | A* | | | | | | | | A | A | A | A | | | | | | | | | | | | | | G | G* | G* | G* | G* | G* | |
| 562 | 5600 | A* | A* | | | | | | | | A | A | | | | | | | | | | | | | | | | G | G* | G* | G* | G* | G* | |
| 682 | 6800 | A* | A* | | | | | | | | A | A | | | | | | | | | | | | | | | | G | G* | G* | G* | G* | G* | |
| 822 | 8200 | A* | | | | | | | | | A | A | | | | | | | | | | | | | | | | G | G* | G* | G* | G* | G* | |
| 103 | 10000 | A* | | | | | | | | | A | A | | | | | | | | | | | | | | | | G | G* | G* | G* | G* | G* | |
| 123 | 12000 | | | | | | | | | | | | | | | | | | | | | | | | | | | G | G* | G* | G* | G* | G* | |
| 153 | 15000 | | | | | | | | | | | | | | | | | | | | | | | | | | | G | G* | G* | G* | G* | G* | |
| 183 | 18000 | | | | | | | | | | | | | | | | | | | | | | | | | | | G | G* | G* | G* | G* | G* | |
| 223 | 22000 | | | | | | | | | | | | | | | | | | | | | | | | | | | G | G* | G* | G* | G* | G* | |
| 273 | 27000 | | | | | | | | | | | | | | | | | | | | | | | | | | | G | G* | G* | G* | G* | G* | |
| 333 | 33000 | | | | | | | | | | | | | | | | | | | | | | | | | | | G | G* | G* | G* | G* | G* | |
| 393 | 39000 | | | | | | | | | | | | | | | | | | | | | | | | | | | G | G* | G* | G* | G* | G* | |
| 473 | 47000 | | | | | | | | | | | | | | | | | | | | | | | | | | | G | G* | G* | G* | G* | G* | |
| 563 | 56000 | | | | | | | | | | | | | | | | | | | | | | | | | | | | | | | | | |
| 683 | 68000 | | | | | | | | | | | | | | | | | | | | | | | | | | | | | | | | | |
| 823 | 82000 | | | | | | | | | | | | | | | | | | | | | | | | | | | | | | | | | |
| 104 | 100000 | | | | | | | | | | | | | | | | | | | | | | | | | | | | | | | | | |
| WVDC | | 25V | 50V | 100V | 200V | 250V | 630V | 1000V | 25V | 50V | 100V | 200V | 250V | 630V | 1000V | 25V | 50V | 100V | 200V | 250V | 500V | 630V | 1000V | 50V | 100V | 200V | 250V | 500V | 630V | 1000V | | | | |
| Size | | 0603 | | | | | | 0805 | | | | | | 1206 | | | | | | 1210 | | | | | | | | | | | | | | |

* These dimensions differ from the standard in table above and are:
 0603 L= 1.6 ± 0.2 mm, W = 0.8 ± 0.2 mm
 1206 L= 3.2 ± 0.4 mm, W = 1.6 ± 0.3 mm
 1210 L= 3.2 ± 0.4 mm, W = 2.5 ± 0.3 mm

| Case Size | 0603 (KAF15) | | 0805 (KAF21) | | 1206 (KAF31) | | | 1210 (KAF32) | | | | |
|-------------------------|--------------|-------|--------------|------|--------------|------|----------|--------------|------|------|------|--|
| Thickness Letter | A | B | B | A | B | N | G | C | G | K | L | |
| Max Thickness (mm) | 0.90 | 0.95 | 0.94 | 1.45 | 0.94 | 1.27 | 1.78 | 1.27 | 1.78 | 2.29 | 2.80 | |
| Carrier Tape | PAPER | PAPER | PAPER | EMB | PAPER | EMB | EMB | EMB | EMB | EMB | EMB | |
| Packaging Code 7" reel | T | T | T | U | T | U | U | U | U | U | U | |
| Packaging Code 13" reel | M | M | M | L | M | L | L | L | L | L | L | |
| | PAPER | | | | | | EMBOSSED | | | | | |

Automotive MLCC with FLEXITERM® - X8R / X8L

Capacitance Range

KYOCERA AVX has developed a range of multilayer ceramic capacitors designed for use in applications up to 150°C. These capacitors are manufactured with an X8R and an X8L dielectric material. X8R material has capacitance variation of ± 15% between -55°C and +150°C. The X8L material has capacitance variation of ±15% between -55°C to 125°C to 125°C and +15/40% from +125°C to +150°C.

The need for X8R and X8L performance has been driven by customer requirements for parts that operate at elevated temperatures. They provide a highly reliable capacitor with low loss and stable capacitance over temperature.

They are ideal for automotive under the hood sensors, and various industrial applications. Typical industrial application would be drilling monitoring system. They can also be used as bulk capacitors for high temperature camera modules.

X8R

| SIZE | | 0603 | | | 0805 | | | 1206 | | |
|--------------|-------------|--------------------------------|-----|------|-------------------------------|-----|------|------------------------------|-----|------|
| Soldering | | Reflow/Wave | | | Reflow/Wave | | | Reflow/Wave | | |
| (L) Length | mm (in.) | 1.6 ± 0.15 (0.063 ± 0.006) | | | 2.01 ± 0.2 (0.079 ± 0.008) | | | 3.2 ± 0.2 (0.126 ± 0.008) | | |
| (W) Width | mm (in.) | 0.81 ± 0.15 (0.032 ± 0.006) | | | 1.25 ± 0.2 (0.049 ± 0.008) | | | 1.6 ± 0.2 (0.063 ± 0.008) | | |
| (t) Terminal | mm (in.) | 0.35 ± 0.15 (0.014 ± 0.006) | | | 0.5 ± 0.25 (0.02 ± 0.01) | | | 0.5 ± 0.25 (0.02 ± 0.01) | | |
| WVDC | | 25V | 50V | 100V | 25V | 50V | 100V | 25V | 50V | 100V |
| 271 | Cap 270 | A | A | A | | | | | | |
| 331 | (pF) 330 | A | A | A | B | B | B | | | |
| 471 | 470 | A | A | A | B | B | B | | | |
| 681 | 680 | A | A | A | B | B | B | | | |
| 102 | 1000 | A | A | A | B | B | B | B | B | |
| 152 | 1500 | A | A | A | B | B | B | B | B | |
| 182 | 1800 | A | A | A | B | B | B | B | B | |
| 222 | 2200 | A | A | A | B | B | B | B | B | |
| 272 | 2700 | A | A | A | B | B | B | B | B | |
| 332 | 3300 | A | A | A | B | B | B | B | B | |
| 392 | 3900 | A | A | A | B | B | B | B | B | |
| 472 | 4700 | A | A | A | B | B | B | B | B | |
| 562 | 5600 | A | A | A | B | B | B | B | B | |
| 682 | 6800 | A | A | A | B | B | B | B | B | |
| 822 | 8200 | A | A | A | B | B | B | B | B | |
| 103 | Cap 0.01 | A | A | A | B | B | B | B | B | |
| 123 | (uF) 0.012 | A | A | | B | B | B | B | B | |
| 153 | 0.015 | A | A | | B | B | A | B | B | |
| 183 | 0.018 | A | A | | B | B | A | B | B | |
| 223 | 0.022 | A | A | | B | B | A | B | B | |
| 273 | 0.027 | A | A | | B | B | | B | B | |
| 333 | 0.033 | A | A | | B | B | | B | B | |
| 393 | 0.039 | A | A | | B | B | | B | B | |
| 473 | 0.047 | A | A | | B | B | | B | B | |
| 563 | 0.056 | A | | | A | A | | N | N | |
| 683 | 0.068 | A | | | A | A | | N | N | |
| 823 | 0.082 | | | | A | A | | N | N | |
| 104 | 0.1 | | | | A | A | | N | N | |
| 124 | 0.12 | | | | A | A | | N | N | |
| 154 | 0.15 | | | | A | A | | N | N | |
| 184 | 0.18 | | | | A | | | N | N | |
| 224 | 0.22 | | | | A | | | N | N | |
| 274 | 0.27 | | | | | | | N | N | |
| 334 | 0.33 | | | | | | | N | N | |
| 394 | 0.39 | | | | | | | E | G | |
| 474 | 0.47 | | | | | | | E | G | |
| 684 | 0.68 | | | | | | | G | G | |
| 824 | 0.82 | | | | | | | G | G | |
| 105 | 1 | | | | | | | G | G | |
| WVDC | | 25V | 50V | 100V | 25V | 50V | 100V | 25V | 50V | 100V |
| SIZE | | 0603 | | | 0805 | | | 1206 | | |

| Case Size | 0603(KAF15) | | 0805(KAF21) | | 1206(KAF31) | | | | 1210(KAF32) | 2220 (KAF55) |
|-------------------------|-------------|-------|-------------|------|----------------|------|------|------|-------------|--------------|
| Thickness Letter | A | B | B | A | B | N | E | G | L | C |
| Max Thickness | 0.90 | 0.95 | 0.94 | 1.45 | 0.94 | 1.27 | 1.52 | 1.78 | 2.79 | 2.80 |
| Carrier Tape | PAPER | PAPER | PAPER | EMB | PAPER | EMB | EMB | EMB | EMB | EMB |
| Packaging Code 7" reel | T | T | T | U | T | U | U | U | U | V |
| Packaging Code 13" reel | M | M | M | L | M | L | L | L | L | S |
| | PAPER | | | | EMBOSSED (EMB) | | | | | |

X8L

| SIZE | | 0603 | | | 0805 | | | 1206 | | | 1210 | | | 2220 | | | |
|--------------|-------------|--------------------------------|-----|------|-------------------------------|-----|------|------------------------------|-----|-----|------------------------------|-----|-----|--------------------------------|------|------|------|
| Soldering | | Reflow/Wave | | | Reflow/Wave | | | Reflow/Wave | | | Reflow/Wave | | | Reflow Only | | | |
| (L) Length | mm (in.) | 1.6 ± 0.15 (0.063 ± 0.006) | | | 2.01 ± 0.2 (0.079 ± 0.008) | | | 3.2 ± 0.2 (0.126 ± 0.008) | | | 3.2 ± 0.2 (0.126 ± 0.008) | | | 5.7 ± 0.5 (0.224 ± 0.02) | | | |
| (W) Width | mm (in.) | 0.81 ± 0.15 (0.032 ± 0.006) | | | 1.25 ± 0.2 (0.049 ± 0.008) | | | 1.6 ± 0.2 (0.063 ± 0.008) | | | 2.5 ± 0.2 (0.098 ± 0.008) | | | 5 ± 0.4 (0.197 ± 0.016) | | | |
| (t) Terminal | mm (in.) | 0.35 ± 0.15 (0.014 ± 0.006) | | | 0.5 ± 0.25 (0.02 ± 0.01) | | | 0.5 ± 0.25 (0.02 ± 0.01) | | | 0.5 ± 0.25 (0.02 ± 0.01) | | | 0.64 ± 0.39 (0.025 ± 0.015) | | | |
| WVDC | | 25V | 50V | 100V | 25V | 50V | 100V | 16V | 25V | 50V | 100V | 10V | 25V | 50V | 100V | 25V | 50V |
| 271 | Cap 270 | A | A | | | | | | | | | | | | | | |
| 331 | (pF) 330 | A | A | A | B | B | B | | | | | | | | | | |
| 471 | 470 | A | A | A | B | B | B | | | | | | | | | | |
| 681 | 680 | A | A | A | B | B | B | | | | | | | | | | |
| 102 | 1000 | A | A | A | B | B | B | | | | | B | B | B | | | |
| 152 | 1500 | A | A | A | B | B | B | | | | | B | B | B | | | |
| 182 | 1800 | A | A | A | B | B | B | | | | | B | B | B | | | |
| 222 | 2200 | A | A | A | B | B | B | | | | | B | B | B | | | |
| 272 | 2700 | A | A | A | B | B | B | | | | | B | B | B | | | |
| 332 | 3300 | A | A | A | B | B | B | | | | | B | B | B | | | |
| 392 | 3900 | A | A | A | B | B | B | | | | | B | B | B | | | |
| 472 | 4700 | A | A | A | B | B | B | | | | | B | B | B | | | |
| 562 | 5600 | A | A | A | B | B | B | | | | | B | B | B | | | |
| 682 | 6800 | A | A | A | B | B | B | | | | | B | B | B | | | |
| 822 | 8200 | A | A | A | B | B | B | | | | | B | B | B | | | |
| 103 | Cap 0.01 | A | A | A | B | B | B | | | | | B | B | B | | | |
| 123 | (uF) 0.012 | A | A | | B | B | B | | | | | B | B | B | | | |
| 153 | 0.015 | A | A | | B | B | B | | | | | B | B | B | | | |
| 183 | 0.018 | A | A | | B | B | B | | | | | B | B | B | | | |
| 223 | 0.022 | A | A | | B | B | B | | | | | B | B | B | | | |
| 273 | 0.027 | A | A | | B | B | B | | | | | B | B | B | | | |
| 333 | 0.033 | A | A | | B | B | A | | | | | B | B | B | | | |
| 393 | 0.039 | A | A | | B | B | A | | | | | B | B | B | | | |
| 473 | 0.047 | A | A | | B | B | A | | | | | B | B | B | | | |
| 563 | 0.056 | A | A | | B | B | A | | | | | B | B | B | | | |
| 683 | 0.068 | A | A | | B | B | A | | | | | B | B | B | | | |
| 823 | 0.082 | A | A | | B | B | A | | | | | B | B | N | | | |
| 104 | 0.1 | A | A | | B | B | A | | | | | B | B | N | | | |
| 124 | 0.12 | | | | B | A | | | | | | B | B | N | | | |
| 154 | 0.15 | | | | B | A | | | | | | B | B | N | | | |
| 184 | 0.18 | | | | A | A | | | | | | B | B | B | G | | |
| 224 | 0.22 | | | | A | A | | | | | | B | B | B | G | | |
| 274 | 0.27 | | | | A | A | | | | | | B | N | N | | | |
| 334 | 0.33 | | | | A | A | | | | | | B | N | E | | | |
| 394 | 0.39 | | | | A | A | | | | | | N | N | E | | | |
| 474 | 0.47 | | | | A | A | | | | | | N | N | E | | | |
| 684 | 0.68 | | | | A | A | | | | | | N | G | G | | | |
| 824 | 0.82 | | | | A | A | | | | | | N | G | G | | | |
| 105 | 1 | | | | A | A | | | | | | N | G | G | | | |
| 155 | 1.5 | | | | | | | | | | | G | G | G | | | |
| 225 | 2.2 | | | | | | | | | | | G | G | G | | | |
| 475 | 4.7 | | | | | | | | | | | G | G | | | L | L |
| 106 | 10 | | | | | | | | | | | G | G | | | L | L |
| WVDC | | 25V | 50V | 100V | 25V | 50V | 100V | 16V | 25V | 50V | 100V | 10V | 25V | 50V | 100V | 200V | 250V |
| SIZE | | 0603 | | | 0805 | | | 1206 | | | 1210 | | | 2220 | | | |

Automotive MLCC with FLEXITERM® - X8R / X8L

General Specifications


APPLICATIONS FOR X8R AND X8L CAPACITORS

- All market sectors with a 150°C requirement
- Automotive on engine applications
- Oil exploration applications
- Hybrid automotive applications
 - Battery control
 - Inverter / converter circuits
 - Motor control applications
 - Water pump
- Hybrid commercial applications
 - Emergency circuits
 - Sensors
 - Temperature regulation



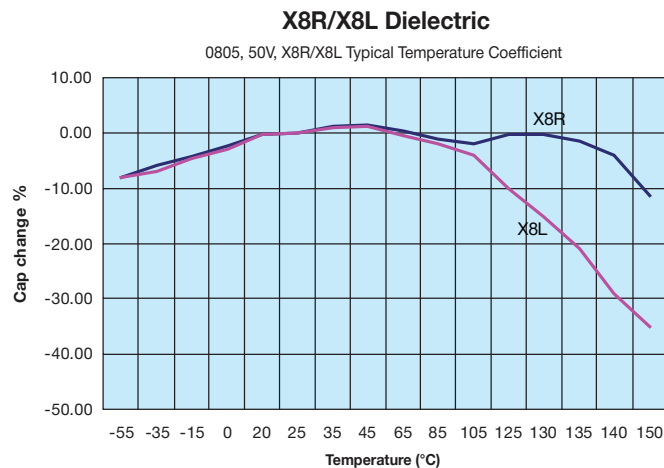
ADVANTAGES OF X8R AND X8L MLC CAPACITORS

- Both ranges are qualified to the highest automotive AEC-Q200 standards
- Excellent reliability compared to other capacitor technologies
- RoHS compliant
- Low ESR / ESL compared to other technologies
- Tin solder finish
- FLEXITERM® available
- 100V range available



ENGINEERING TOOLS FOR HIGH VOLTAGE MLC CAPACITORS

- Samples
- Technical Articles
- Application Engineering
- Application Support



Automotive MLCC with FLEXITERM® - X7R, 4V to 500V

Capacitance Range



| SIZE | | 0402 | | | | 0603 | | | | 0805 | | | | 1206 | | | | 1210 | | | | 1812 | | | | 2220 | | | | | | | | | | |
|--------------|-----------|---------------------------|-----|-----|-----|-----------------------------|-----|-----|-----|----------------------------|------|------|------|---------------------------|-----|-----|-----|---------------------------|------|------|------|-----------------------------|-----|-----|------|-----------------------------|------|-----|------|-----|-----|------|------|------|------|---|
| Soldering | | Reflow/Wave | | | | Reflow/Wave | | | | Reflow/Wave | | | | Reflow/Wave | | | | Reflow Only | | | | Reflow Only | | | | Reflow Only | | | | | | | | | | |
| (L) Length | mm (in.) | 1.0 ± 0.2 (0.039±0.008) | | | | 1.6 ± 0.15 (0.063 ± 0.006) | | | | 2.01 ± 0.2 (0.079 ± 0.008) | | | | 3.2 ± 0.2 (0.126 ± 0.008) | | | | 3.2 ± 0.2 (0.126 ± 0.008) | | | | 4.5 ± 0.3 (0.177 ± 0.012) | | | | 5.7 ± 0.5 (0.224 ± 0.02) | | | | | | | | | | |
| (W) Width | mm (in.) | 0.5± 0.2 (0.02±0.008) | | | | 0.81 ± 0.15 (0.032 ± 0.006) | | | | 1.25 ± 0.2 (0.049 ± 0.008) | | | | 1.6 ± 0.2 (0.063 ± 0.008) | | | | 2.5 ± 0.2 (0.098 ± 0.008) | | | | 3.2 ± 0.2 (0.126 ± 0.008) | | | | 5 ± 0.4 (0.197 ± 0.016) | | | | | | | | | | |
| (t) Terminal | mm (in.) | 0.25 ± 0.15 (0.010±0.006) | | | | 0.35 ± 0.15 (0.014 ± 0.006) | | | | 0.5 ± 0.25 (0.02 ± 0.01) | | | | 0.5 ± 0.25 (0.02 ± 0.01) | | | | 0.5 ± 0.25 (0.02 ± 0.01) | | | | 0.61 ± 0.36 (0.024 ± 0.014) | | | | 0.64 ± 0.39 (0.025 ± 0.015) | | | | | | | | | | |
| WVDC | | 10V | 16V | 25V | 50V | 6.3V | 10V | 16V | 25V | 50V | 100V | 200V | 250V | 6.3V | 10V | 16V | 25V | 50V | 100V | 200V | 250V | 16V | 25V | 50V | 100V | 200V | 250V | 50V | 100V | 25V | 50V | 100V | 200V | 250V | 500V | |
| 101 | 100 | | | | | | | | | | | | | | | | | | | | | | | | | | | | | | | | | | Q | Q |
| 221 | 220 | A | A | A | A | | | | | | | | | | | | | | | | | | | | | | | | | | | | | | Q | Q |
| 271 | 270 | A | A | A | A | | | | | | | | | | | | | | | | | | | | | | | | | | | | | | Q | Q |
| 331 | 330 | A | A | A | A | | | | | | | | | | | | | | | | | | | | | | | | | | | | | | Q | Q |
| 391 | 390 | A | A | A | A | | | | | | | | | | | | | | | | | | | | | | | | | | | | | | Q | Q |
| 471 | 470 | A | A | A | A | | | | | | | | | | | | | | | | | | | | | | | | | | | | | | Q | Q |
| 561 | 560 | A | A | A | A | | | | | | | | | | | | | | | | | | | | | | | | | | | | | | Q | Q |
| 681 | 680 | A | A | A | A | | | | | | | | | | | | | | | | | | | | | | | | | | | | | | Q | Q |
| 821 | 820 | A | A | A | A | | | | | | | | | | | | | | | | | | | | | | | | | | | | | | Q | Q |
| 102 | 1000 | A | A | A | A | | | | | | | | | | | | | | | | | | | | | | | | | | | | | | Q | Q |
| 122 | 1220 | A | A | A | A | | | | | | | | | | | | | | | | | | | | | | | | | | | | | | Q | Q |
| 152 | 1500 | A | A | A | A | | | | | | | | | | | | | | | | | | | | | | | | | | | | | | Q | Q |
| 182 | 1800 | A | A | A | A | | | | | | | | | | | | | | | | | | | | | | | | | | | | | | Q | Q |
| 222 | 2200 | A | A | A | A | | | | | | | | | | | | | | | | | | | | | | | | | | | | | | Q | Q |
| 272 | 2700 | A | A | A | A | | | | | | | | | | | | | | | | | | | | | | | | | | | | | | Q | Q |
| 332 | 3300 | A | A | A | A | | | | | | | | | | | | | | | | | | | | | | | | | | | | | | Q | Q |
| 392 | 3900 | A | A | A | A | | | | | | | | | | | | | | | | | | | | | | | | | | | | | | Q | Q |
| 472 | 4700 | A | A | A | A | | | | | | | | | | | | | | | | | | | | | | | | | | | | | | Q | Q |
| 562 | 5600 | A | A | A | A | | | | | | | | | | | | | | | | | | | | | | | | | | | | | | Q | Q |
| 682 | 6800 | A | A | A | A | | | | | | | | | | | | | | | | | | | | | | | | | | | | | | Q | Q |
| 822 | 8200 | A | A | A | A | | | | | | | | | | | | | | | | | | | | | | | | | | | | | | Q | Q |
| 103 | Cap 0.01 | A | A | A | A | | | | | | | | | | | | | | | | | | | | | | | | | | | | | G | Q | |
| 123 | (F) 0.012 | A | A | | | | | | | | | | | | | | | | | | | | | | | | | | | | | | | | Q | Q |
| 153 | 0.015 | A | A | | | | | | | | | | | | | | | | | | | | | | | | | | | | | | | | Q | Q |
| 183 | 0.018 | A | A | | | | | | | | | | | | | | | | | | | | | | | | | | | | | | | | Q | Q |
| 223 | 0.022 | A | A | | | | | | | | | | | | | | | | | | | | | | | | | | | | | | | | Q | Q |
| 273 | 0.027 | A | A | | | | | | | | | | | | | | | | | | | | | | | | | | | | | | | | Q | Q |
| 333 | 0.033 | A | A | | | | | | | | | | | | | | | | | | | | | | | | | | | | | | | | Q | Q |
| 393 | 0.039 | | | | | | | | | | | | | | | | | | | | | | | | | | | | | | | | | | Q | Q |
| 473 | 0.047 | | | | | | | | | | | | | | | | | | | | | | | | | | | | | | | | | | Q | Q |
| 563 | 0.056 | | | | | | | | | | | | | | | | | | | | | | | | | | | | | | | | | | Q | Q |
| 683 | 0.068 | | | | | | | | | | | | | | | | | | | | | | | | | | | | | | | | | | Q | Q |
| 823 | 0.082 | | | | | | | | | | | | | | | | | | | | | | | | | | | | | | | | | | Q | Q |
| 104 | 0.1 | | | | | | | | | | | | | | | | | | | | | | | | | | | | | | | | | | Q | Q |
| 124 | 0.12 | | | | | | | | | | | | | | | | | | | | | | | | | | | | | | | | | | Q | Q |
| 154 | 0.15 | | | | | | | | | | | | | | | | | | | | | | | | | | | | | | | | | | Q | Q |
| 224 | 0.22 | | | | | | | | | | | | | | | | | | | | | | | | | | | | | | | | | | Q | Q |
| 334 | 0.33 | | | | | | | | | | | | | | | | | | | | | | | | | | | | | | | | | | Q | Q |
| 474 | 0.47 | | | | | | | | | | | | | | | | | | | | | | | | | | | | | | | | | | Q | Q |
| 684 | 0.68 | | | | | | | | | | | | | | | | | | | | | | | | | | | | | | | | | | Q | Q |
| 105 | 1.0 | | | | | | | | | | | | | | | | | | | | | | | | | | | | | | | | | | Q | Q |
| 155 | 1.5 | | | | | | | | | | | | | | | | | | | | | | | | | | | | | | | | | | Q | Q |
| 225 | 2.2 | | | | | | | | | | | | | | | | | | | | | | | | | | | | | | | | | | Q | Q |
| 335 | 3.3 | | | | | | | | | | | | | | | | | | | | | | | | | | | | | | | | | | Q | Q |
| 475 | 4.7 | | | | | | | | | | | | | | | | | | | | | | | | | | | | | | | | | | Q | Q |
| 106 | 10 | | | | | | | | | | | | | | | | | | | | | | | | | | | | | | | | | | Q | Q |
| 226 | 22 | | | | | | | | | | | | | | | | | | | | | | | | | | | | | | | | | | Q | Q |
| WVDC | Size | 10V | 16V | 25V | 50V | 6.3V | 10V | 16V | 25V | 50V | 100V | 200V | 250V | 6.3V | 10V | 16V | 25V | 50V | 100V | 200V | 250V | 16V | 25V | 50V | 100V | 200V | 250V | 50V | 100V | 25V | 50V | 100V | 200V | 250V | 500V | |
| | | 0402 | | | | 0603 | | | | 0805 | | | | 1206 | | | | 1210 | | | | 1812 | | | | 2220 | | | | | | | | | | |

*The dimensions are:
Length (mm) 3.2 ± 0.4
Width (mm) 1.6 ± 0.3

| Case Size | 0402 (KAF05) | | 0603(KAF15) | | 0805(KAF21) | | 1206(KAF31) | | | | 1210(KAF32) | | | | 1812(KAF43) | | | | 2220(KAF55) | | | | |
|------------------------|--------------|-------|-------------|-------|-------------|------|-------------|------|------|------|-------------|--------------|------|------|-------------|------|------|------|-------------|------|------|------|------|
| Thickness Letter | A | A | B | B | K | A | B | N | E | G | H | Q | C | F | G | K | L | Y | Z | G | J | A | C |
| Max Thickness(mm) | 0.56 | 0.90 | 0.95 | 0.94 | 1.40 | 1.45 | 0.94 | 1.27 | 1.52 | 1.78 | 1.9 | 0.94 | 1.27 | 1.52 | 1.78 | 2.29 | 2.80 | 1.02 | 1.27 | 2.29 | 2.80 | 2.29 | 2.80 |
| Carrier Tape | PAPER | PAPER | PAPER | PAPER | EMB | EMB | PAPER | EMB | EMB | EMB | EMB | PAPER | EMB | EMB | EMB | EMB | EMB | EMB | EMB | EMB | EMB | EMB | EMB |
| Packaging Code 7'reel | H | T | T | T | U | U | T | U | U | U | U | T | U | U | U | U | U | V | V | V | V | V | V |
| Packaging Code 13'reel | N | M | M | M | L | L | M | L | L | L | L | M | L | L | L | L | L | S | S | S | S | S | S |
| | PAPER | | | | | | | | | | | EMBOSS (EMB) | | | | | | | | | | | |

KYOCERA AVX | The Important Information/Disclaimer is incorporated in the catalog where these specifications came from or available online at www.kyocera-avx.com/disclaimer/ by reference and should be reviewed in full before placing any order.

Automotive MLCC with FLEXITERM® - X7R, 630V to 3000V



Capacitance Range

| Case Size | | 1206 | | | | | 1210 | | | | 1808 | | | | | 1812 | | | | | 2220 | | | | | | | |
|--------------|-------------|------------------------------|------|------|------|------|------------------------------|------|------|------|--------------------------------|------|------|------|------|--------------------------------|-----|------|------|------|--------------------------------|------|-----|------|------|------|------|------|
| Soldering | | Reflow/Wave | | | | | Reflow/Wave | | | | Reflow Only | | | | | Reflow Only | | | | | Reflow Only | | | | | | | |
| (L) Length | mm (in.) | 3.2 ± 0.2 (0.126 ± 0.008) | | | | | 3.2 ± 0.2 (0.126 ± 0.008) | | | | 4.57 ± 0.25 (0.18 ± 0.01) | | | | | 4.5 ± 0.3 (0.177 ± 0.012) | | | | | 5.7 ± 0.5 (0.224 ± 0.02) | | | | | | | |
| (W) Width | mm (in.) | 1.6 ± 0.2 (0.063 ± 0.008) | | | | | 2.5 ± 0.2 (0.098 ± 0.008) | | | | 2.03 ± 0.25 (0.08 ± 0.01) | | | | | 3.2 ± 0.2 (0.126 ± 0.008) | | | | | 5 ± 0.4 (0.197 ± 0.016) | | | | | | | |
| (t) Terminal | mm max | 0.5 ± 0.25 (0.02 ± 0.01) | | | | | 0.5 ± 0.25 (0.02 ± 0.01) | | | | 0.61 ± 0.36 (0.024 ± 0.014) | | | | | 0.61 ± 0.36 (0.024 ± 0.014) | | | | | 0.64 ± 0.39 (0.025 ± 0.015) | | | | | | | |
| Voltage (V) | | 630 | 1000 | 1500 | 2000 | 2500 | 630 | 1000 | 1500 | 2000 | 630 | 1000 | 1500 | 2000 | 2500 | 3000 | 630 | 1000 | 1500 | 2000 | 2500 | 3000 | 630 | 1000 | 1500 | 2000 | 2500 | 3000 |
| Cap (pF) | 101 100 | B | B | B | B | B | | | | | | | | | | | | | | | | | | | | | | |
| | 121 120 | B | B | B | B | B | | | | | | | | | | | | | | | | | | | | | | |
| | 151 150 | B | B | B | B | B | | | | | | | | | | | | | | | | | | | | | | |
| | 181 180 | B | B | B | B | B | | | | | | | | | | | | | | | | | | | | | | |
| | 221 220 | B | B | B | B | B | | | | | B | B | B | B | B | B | | | | | | | | | | | | |
| | 271 270 | B | B | B | B | B | H | H | H | H | B | B | B | B | B | B | | | | | | | | | | | | |
| | 331 330 | B | B | B | B | B | H | H | H | H | B | B | B | B | B | B | E | | | | | | | | | | | |
| | 391 390 | B | B | B | B | B | H | H | H | H | B | B | B | B | B | B | E | | | | | | | | | | | |
| | 471 470 | B | B | B | B | B | H | H | H | H | B | B | B | B | B | B | E | E | E | E | E | E | | | | | | |
| | 561 560 | B | B | B | B | B | H | H | H | H | B | B | B | B | B | B | E | E | E | E | E | E | | | | | | |
| | 681 680 | B | B | B | B | B | H | H | H | H | B | B | B | B | B | B | E | E | E | E | E | E | | | | | | |
| | 821 820 | B | B | B | B | B | H | H | H | H | B | B | C | C | C | C | E | E | E | E | E | E | | | | | | |
| | 102 1000 | B | B | B | B | B | H | H | H | H | B | B | C | C | C | C | E | E | E | E | E | E | Z | Z | Z | Z | C | |
| | 122 1220 | D | A | A | A | | H | H | H | H | | | | | | | F | F | F | F | F | F | Z | Z | Z | Z | C | |
| | 152 1500 | D | A | A | A | | H | H | H | H | | | | | | | F | F | F | F | F | F | Z | Z | Z | Z | C | |
| | 182 1800 | D | A | A | | | H | H | H | H | | | | | | | F | F | F | F | F | F | Z | Z | Z | Z | C | |
| | 222 2200 | D | A | A | | | H | H | H | H | | | | | | | F | F | F | F | F | F | Z | Z | Z | Z | C | |
| | 272 2700 | D | A | A | | | H | H | H | H | | | | | | | F | F | F | F | | | Z | Z | Z | Z | | |
| | 332 3300 | D | A | | | | H | H | H | H | | | | | | | F | F | F | F | | | Z | Z | Z | Z | | |
| | 392 3900 | D | A | | | | H | H | H | | | | | | | | F | F | F | F | | | Z | Z | Z | Z | | |
| | 472 4700 | D | A | | | | H | H | H | | | | | | | | F | F | J | J | | | Z | Z | Z | Z | | |
| | 562 5600 | D | A | | | | H | H | H | | | | | | | | F | F | J | J | | | Z | Z | Z | Z | | |
| | 682 6800 | A | A | | | | H | H | | | | | | | | | F | F | J | J | | | Z | Z | Z | Z | | |
| | 822 8200 | A | | | | | H | H | | | | | | | | | F | F | J | J | | | Z | Z | C | C | | |
| | 103 0.01 | A | | | | | H | H | | | | | | | | | F | F | J | | | | C | C | C | C | | |
| | 123 0.012 | | | | | | H | H | | | | | | | | | F | F | J | | | | C | C | C | C | | |
| | 153 0.015 | | | | | | H | H | | | | | | | | | F | F | J | | | | C | C | C | C | | |
| | 183 0.018 | | | | | | H | | | | | | | | | | F | F | | | | | C | C | C | C | | |
| | 223 0.022 | | | | | | H | | | | | | | | | | F | F | | | | | C | C | C | C | | |
| | 273 0.027 | | | | | | H | | | | | | | | | | F | F | | | | | C | C | C | | | |
| | 333 0.033 | | | | | | | | | | | | | | | | F | | | | | | C | C | | | | |
| | 393 0.039 | | | | | | | | | | | | | | | | F | | | | | | C | C | | | | |
| | 473 0.047 | | | | | | | | | | | | | | | | F | | | | | | C | C | | | | |
| | 563 0.056 | | | | | | | | | | | | | | | | | | | | | | C | C | | | | |
| | 683 0.068 | | | | | | | | | | | | | | | | | | | | | | C | C | | | | |
| | 823 0.082 | | | | | | | | | | | | | | | | | | | | | | C | C | | | | |
| | 104 0.1 | | | | | | | | | | | | | | | | | | | | | | C | C | | | | |
| | 124 0.12 | | | | | | | | | | | | | | | | | | | | | | C | | | | | |
| | 154 0.15 | | | | | | | | | | | | | | | | | | | | | | C | | | | | |
| | 224 0.22 | | | | | | | | | | | | | | | | | | | | | | C | | | | | |
| | 334 0.33 | | | | | | | | | | | | | | | | | | | | | | | | | | | |
| | 474 0.47 | | | | | | | | | | | | | | | | | | | | | | | | | | | |
| | 684 0.68 | | | | | | | | | | | | | | | | | | | | | | | | | | | |
| | 105 1 | | | | | | | | | | | | | | | | | | | | | | | | | | | |
| WVDC | | 630 | 1000 | 1500 | 2000 | 2500 | 630 | 1000 | 1500 | 2000 | 630 | 1000 | 1500 | 2000 | 2500 | 3000 | 630 | 1000 | 1500 | 2000 | 2500 | 3000 | 630 | 1000 | 1500 | 2000 | 3000 | |
| Size | | 1206 | | | | | 1210 | | | | 1808 | | | | | 1812 | | | | | 2220 | | | | | | | |

NOTE: Contact factory for non-specified capacitance values

| Case Size | 1206(KAF31) | | | 1210(KAF32) | | 1808(KAF42) | | 1812(KAF43) | | | 2220(KAF55) | |
|-------------------------|-------------|------|------|-------------|--|-------------|----------------|-------------|------|------|-------------|------|
| Thickness Letter | B | D | A | H | | B | C | E | F | J | Z | C |
| Max Thickness | 0.94 | 1.45 | 1.80 | 1.80 | | 1.80 | 2.21 | 1.80 | 2.21 | 2.80 | 2.21 | 2.80 |
| Carrier Tape | PAPER | EMB | EMB | EMB | | EMB | EMB | EMB | EMB | EMB | EMB | EMB |
| Packaging Code 7" reel | T | U | U | U | | Y | Y | V | V | V | V | V |
| Packaging Code 13" reel | M | L | L | L | | K | K | S | S | S | S | S |
| | PAPER | | | | | | EMBOSSED (EMB) | | | | | |