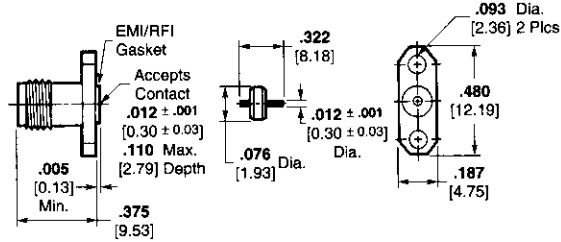


#### Hermetically Sealed

#### Metal-To-Metal Hermetic Seal

Jack Receptacle With EMI/RFI Gasket, Field Replaceable Solder and Braze-In<sup>1,4</sup>

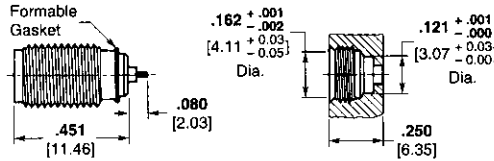


M/A-COM Part No. (Ref. Only)	AMP Part No.
1052-3355-02	1045598-1

#### Electrical

VSWR (GHz) — 1.07 + .011  
RF Leakage (dB) — -(100 - fGHz)

#### Feed-through Jack Receptacle, Formable Gasket<sup>2,4</sup>



M/A-COM Part No. (Ref. Only)	AMP Part No.
1058-5014-00	1045651-1

#### Electrical

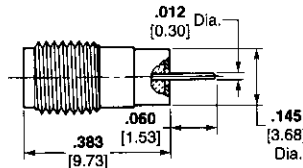
VSWR (GHz) — 1.05 + .011  
RF Leakage (dB) — -(100 - fGHz)

#### Mechanical

Installation Thermal Limit — 250°C

Recommended Mounting Hole

#### Feed-through Jack Receptacle, Solder and Braze-In<sup>3</sup>

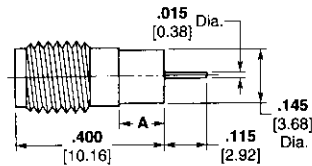


M/A-COM Part No. (Ref. Only)	AMP Part No.
1058-3203-00	1045647-1

#### Electrical

VSWR (GHz) — 1.05 + .014f  
RF Leakage (dB) — -(100 - fGHz)

#### Panel Feed-through Jack Receptacle, Solder and Braze-In



M/A-COM Part No. (Ref. Only)	AMP Part No.	Dim. A
1058-3121-00	1045643-1	.093 2.36
1058-3122-00	1045645-1	.125 3.18
1058-3123-00	1045646-1	.187 4.75

Finish: Gold plate.

1. Finish: Passivated stainless steel, -02. For gold plate, change the Part Number suffix from -02 to -00.
2. Finish: Gold plate, -00. For passivated stainless steel, change the Part Number suffix from -00 to -02. For nickel plate, change the suffix from -00 to -10.
3. Finish: Gold plate, -00. This unit has a unique self-matching compensation step, allowing direct attachment to the substrate, resulting in minimal package size.
4. Refer to recommended assembly tools in Application Tooling section.

RF Connectors