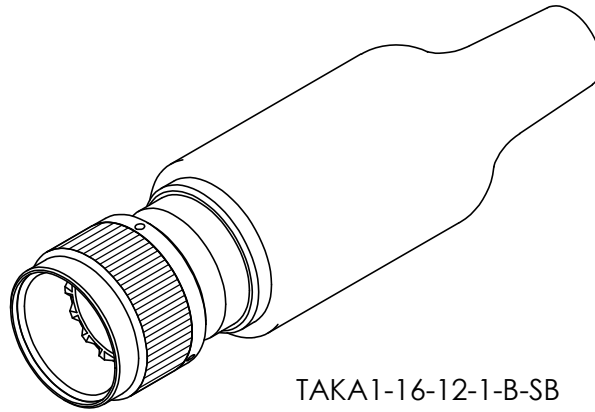


REVISIONS				
REV	DESCRIPTION	DATE	DWN	APVD
2	TEMPLATE CHANGE	07/03/2012	K-K.W	K.S
AA	ECR 7973	23/10/2020	N.H	R.S
AB	ECR-24-221019 (CRN 26424)	20/09/2024	N.H	R.S



TAKA1-16-12-1-B-SB

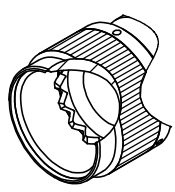
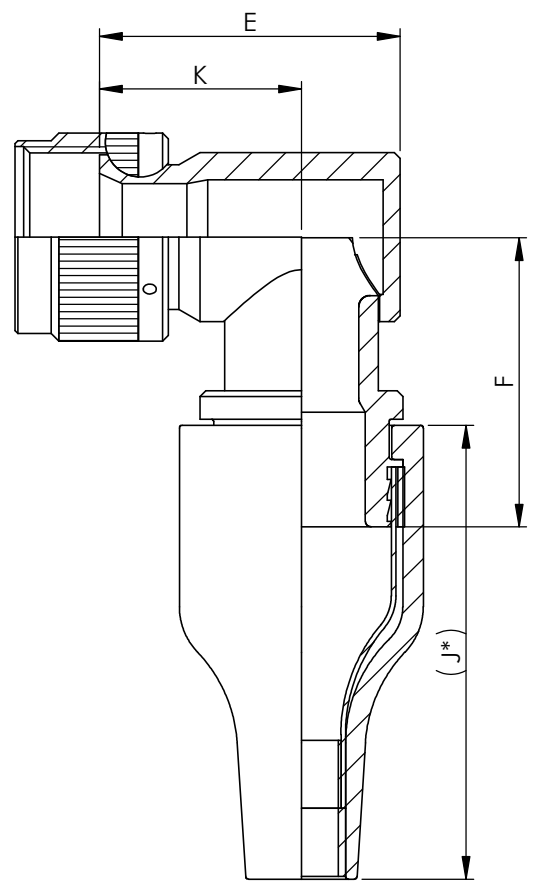
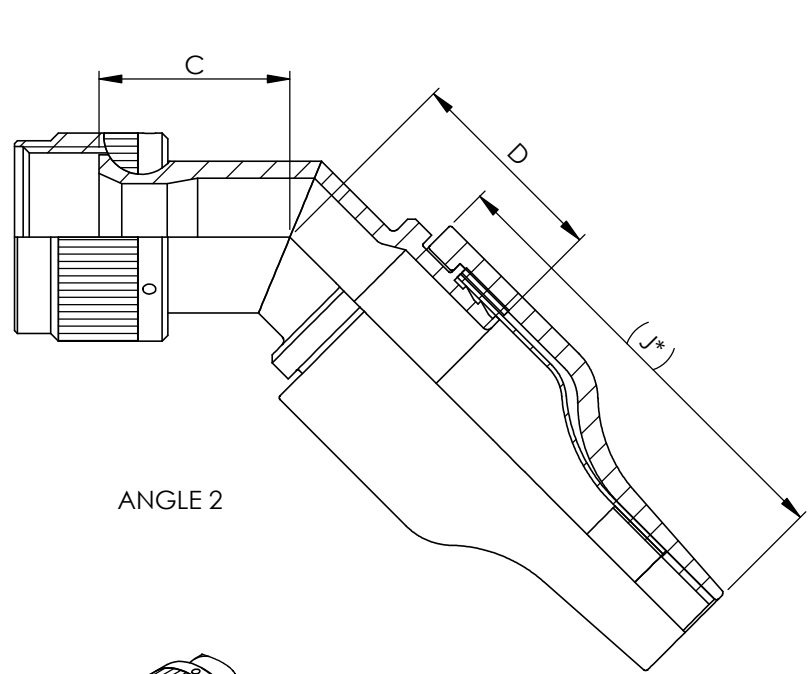
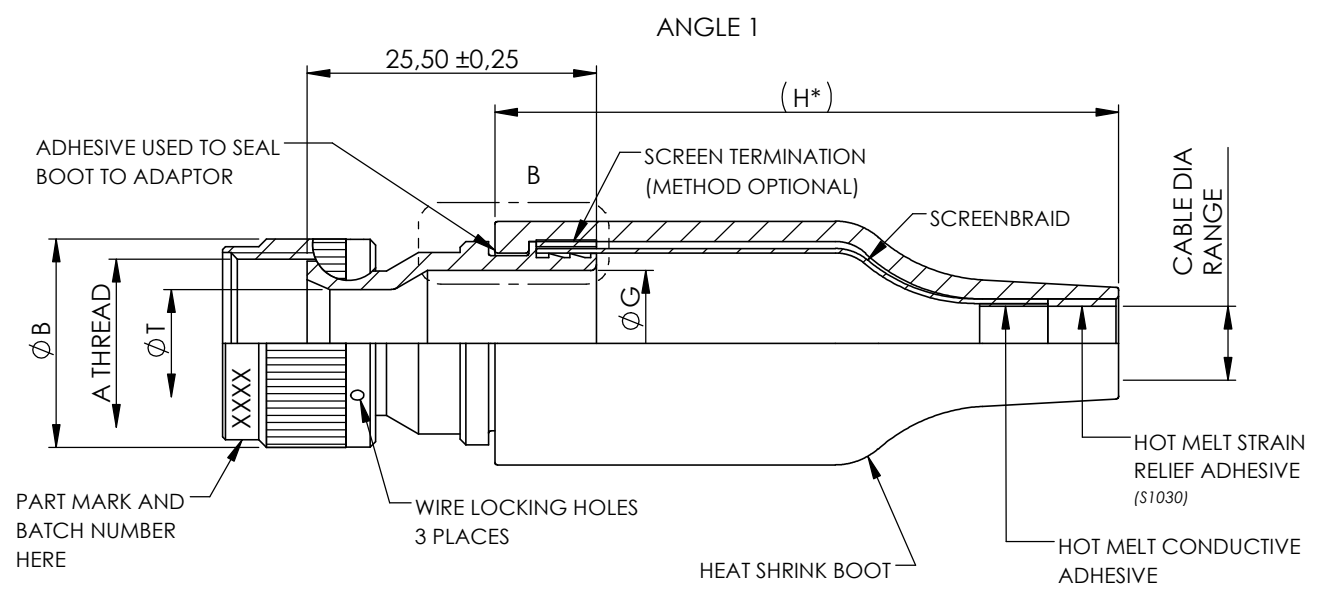
- SERIES
- CONNECTOR INTERFACE
- ANGLE
 - 1 - STRAIGHT
 - 2 - 45 DEG
 - 3 - 90 DEG
- SHELL SIZE (SEE TABLE 1)
- ENTRY SIZE (SEE TABLE 2)
- MATERIAL (SEE TABLE 3)
- FINISH (SEE TABLE 3)
- BOOT OPTION
 - UB - ZERO HALOGEN BOOT - UNSCREENED (AVAILABLE ON ANGLES 1,2 & 3)
 - SB - ZERO HALOGEN BOOT (AVAILABLE ON ANGLES 1,2 & 3)
 - 25AH - STRAIGHT DIESEL RESISTANT BOOT - UNSCREENED (ONLY AVAILABLE ON ANGLE 1)
 - 25CH - STRAIGHT DIESEL RESISTANT BOOT (ONLY AVAILABLE ON ANGLE 1)
 - 100DH - 45DEG ZERO HALOGEN BOOT (ONLY AVAILABLE ON ANGLE 1)
 - 25DH - 45DEG DIESEL RESISTANT BOOT (ONLY AVAILABLE ON ANGLE 1)
 - 100BH - 90DEG ZERO HALOGEN BOOT - UNSCREENED (ONLY AVAILABLE ON ANGLE 1)
 - 100EH - 90DEG ZERO HALOGEN BOOT (ONLY AVAILABLE ON ANGLE 1)
 - 25BH - 90DEG DIESEL RESISTANT BOOT - UNSCREENED (ONLY AVAILABLE ON ANGLE 1)
 - 25EH - 90DEG DIESEL RESISTANT BOOT (ONLY AVAILABLE ON ANGLE 1)

1. THIS PRODUCT IS DESIGNED TO TERMINATE A SCREENED OR UNSCREENED CABLE TO A CONNECTOR.
2. BACKSHELL TO BE PERMANENTLY MARKED/BAGGED AND LABELLED WITH CODE IDENTIFICATION NUMBER AND PART NUMBER. (e.g. U5792-TAKA1-16-08-1-B).
3. BRAID TERMINATION MAY USE A TINEL-LOCK SHAPE MEMORY RING AT MANUFACTURERS DISCRETION.
4. BACKSHELL MATES TO MIL-C-81703, SERIES III, MS3424, MS3446, MS3464, MS3467, MS3468
5. BACKSHELL MATES TO MIL-C-5015G, MS3400 SERIES, CLASS D, E, K, L, U & W, MS3400, MS3401, MS3404, MS3406 MS3424, MS3446, MS3464, MS3467, MS3468, MS3450, MS3451, MS3454, MS3456, MS3470, MS3471, MS3472, MS3474, MS3475, MS3476. MIL-C-83723, SERIES II, CLASS A & L. MIL-C-83723, SERIES I & III, CLASS A, G, K, R & S: M83723/1, /2, /3, /4, /5, /6, /7, /8, /13, /14, /36, /37, /38, /40, /41, /42, /43, /48, /49, /65, /66, /67, /68, /69, /70, /71, /72, /73, /74, /75, /76, /77, /78, /82, /83, /84, /85, /86, /87, /91, /92, /95, /97, /98, (MS3155 CONTROLLED INTERFACE).
6. ALL BOOTS ARE SUPPLIED ADHESIVE LINED. PLEASE REFER TO INSTALLATION GUIDE ASQAW0201.
7. ASSEMBLY KIT TO INCLUDE ONE CLEANING TISSUE, ONE 100 GRIT EMERY CLOTH & DR25 HEATSHRINK TUBING PACKING PIECES, BAGGED SEPARATELY.

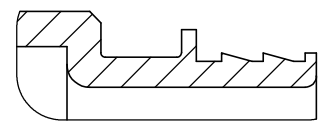
RELEASED FOR PUBLICATION
 ALL RIGHTS RESERVED.
 THIS DRAWING IS UNPUBLISHED.
 COPYRIGHT 20 BY

DIMENSIONS: MILLIMETERS	DWN: ADP	04/02/2003	MATERIAL: SEE P/N BREAKDOWN	FINISH: SEE P/N BREAKDOWN		
	CHK: ADP	04/02/2003	TE Connectivity			
TOLERANCES UNLESS OTHERWISE SPECIFIED:	APVD: M.PAUL	04/02/2003			PART NUMBER: TAKA SERIES	
GENERAL TOL LINEAR ± 0.25 MM ANGULAR $\pm 1^\circ$	PRODUCT SPEC:	-	NAME: HEAT SHRINK BACKSHELL KIT			
	APPLICATION SPEC:	-	SIZE	CAGE CODE	DRAWING NO	RESTRICTED TO
	WEIGHT:	-	A4	U5792	C=P10488	
	CUSTOMER DRAWING		SCALE	1.5:1	SHEET	1 OF 4

REVISIONS



STAINLESS STEEL & NICKEL ALUMINIUM BRONZE TOOTH VIEW



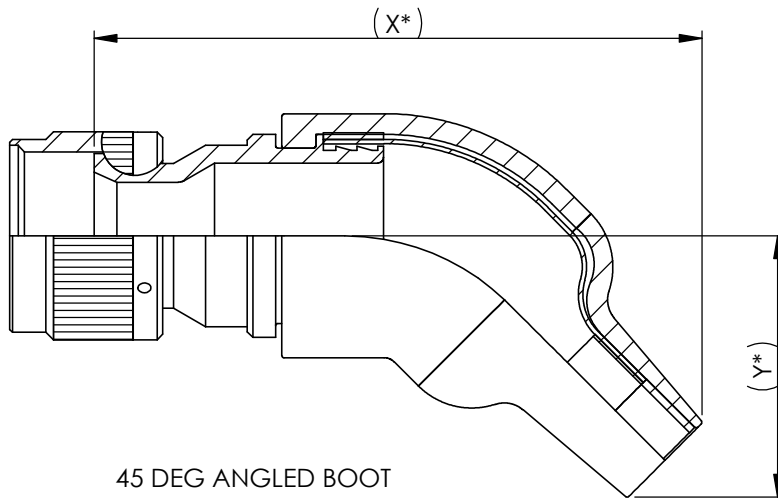
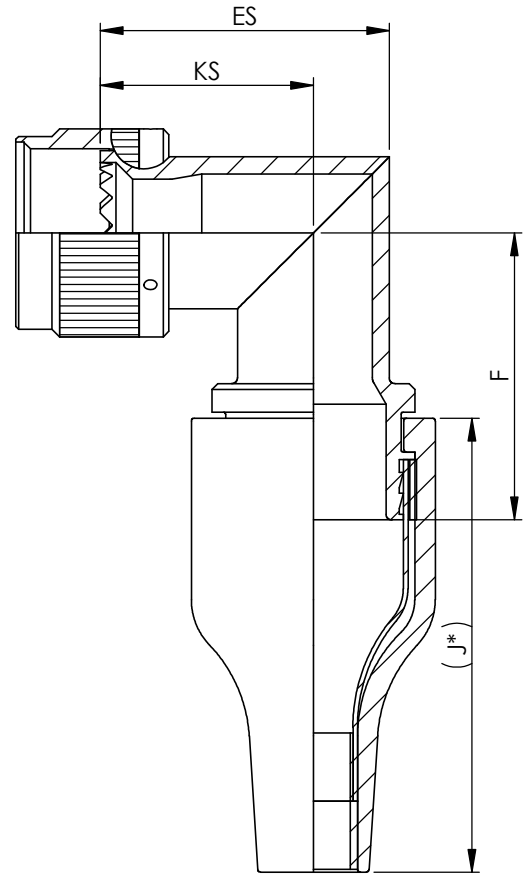
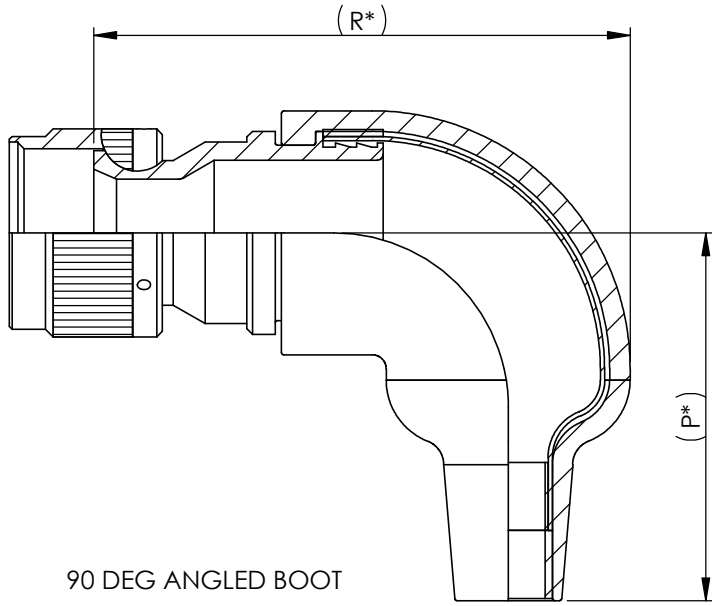
DETAIL B
ALTERNATIVE STEP DOWN BACKSHELL PROFILE

ALUMINIUM ALLOY ANGLE 3

THIS DRAWING IS UNPUBLISHED. ALL RIGHTS RESERVED. BY COPYRIGHT 20

DIMENSIONS: MILLIMETERS	DWN: ADP	04/02/2003	MATERIAL: SEE P/N BREAKDOWN	FINISH: SEE P/N BREAKDOWN	
	CHK: ADP	04/02/2003	TE Connectivity		
TOLERANCES UNLESS OTHERWISE SPECIFIED:	APVD: M.PAUL	04/02/2003			PART NUMBER: TAKA SERIES
GENERAL TOL LINEAR $\pm 0,25$ MM ANGULAR $\pm 1^\circ$	PRODUCT SPEC:	-	NAME: HEAT SHRINK BACKSHELL KIT		
	APPLICATION SPEC:	-	SIZE	CAGE CODE	DRAWING NO
	WEIGHT:	A4	U5792	C=P10488	
	CUSTOMER DRAWING	SCALE 1.5:1		SHEET 2 OF 4	REV AB

REVISIONS





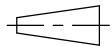
***NOTE:
'DIMENSIONS ONLY APPLY AFTER UNRESTRICTED RECOVERY - THE PART IS SUPPLIED WITH THE BOOT IN AN UN-RECOVERED STATE'**

RELEASED FOR PUBLICATION

ALL RIGHTS RESERVED.

THIS DRAWING IS UNPUBLISHED.

© COPYRIGHT 20 BY

DIMENSIONS: MILLIMETERS	DWN: ADP	04/02/2003	MATERIAL: SEE P/N BREAKDOWN	FINISH: SEE P/N BREAKDOWN				
	CHK: ADP	04/02/2003	 TE Connectivity					
TOLERANCES UNLESS OTHERWISE SPECIFIED: GENERAL TOL LINEAR $\pm 0,25$ MM ANGULAR $\pm 1^\circ$	APVD: M.PAUL	04/02/2003			PART NUMBER: TAKA SERIES			
	PRODUCT SPEC:	-	NAME: HEAT SHRINK BACKSHELL KIT					
 	APPLICATION SPEC:	-	SIZE	CAGE CODE	DRAWING NO	RESTRICTED TO		
	WEIGHT:	-	A4	U5792	©-P10488			
CUSTOMER DRAWING			SCALE	1.5:1	SHEET	3 OF 4	REV	AB

REVISIONS

TABLE 1

ORDER NUMBER	SHELL SIZE		A THREAD	B MAX	B MAX (FOR SS/NB VERSION)	T MIN	C MAX	D MAX	E MAX	F MAX	K ±0,50	ES MAX	KS ±0,50
	④	⑤											
03	3		9/16-24 UNEF	17,0	19,4	6,7	17,0	18,7	26,6	25,0	17,6	26,8	16,0
08		8 & 8S	1/2-20 UNF	15,6	18,0	6,5	16,8	17,6	24,7	24,0	17,5	22,9	17,5
10	10	10, 10S & 10SL	5/8-24 UNEF	18,6	21,0	9,2	17,0	18,7	26,7	25,7	17,8	25,5	18,8
12	7	12 & 12S	3/4-20 UNEF	21,7	25,0	12,7	17,5	19,1	29,2	27,2	18,7	28,8	20,4
14	12	14 & 14S	7/8-20 UNEF	24,9	28,0	14,6	18,3	20,0	30,7	28,7	19,0	30,9	21,5
16	19	16 & 16S	1-20 UNEF	28,2	31,0	17,7	19,2	20,8	34,2	30,4	21,0	34,0	23,0
18	27	18	1 1/16-18 UNEF	30,9	34,0	19,7	19,4	21,3	37,2	30,4	23,5	36,0	24,0
20	37	20	1 3/16-18 UNEF	34,1	36,5	22,9	20,3	22,2	42,2	32,0	27,0	39,3	25,7
22		22	1 5/16-18 UNEF	37,3	39,8	26,1	20,5	22,5	44,2	33,6	27,0	42,4	27,2
24		24	1 7/16-18 UNEF	40,4	42,0	29,0	22,0	23,4	45,2	35,1	27,0	45,3	28,7
28		28	1 3/4-18UNS	50,0	49,8	34,9	23,5	22,4	54,4	40,2	31,4	51,2	31,6
32		32	2-18 UNS	56,3	57,2	41,2	25,2	24,2	60,9	43,1	36,4	60,5	33,5
36		36	2 1/4-16 UN	62,7	63,6	46,7	26,4	25,4	67,4	46,3	38,0	66,0	36,0
40		40	2 1/2-16 UN	69,0	70,0	52,1	28,8	26,6	73,4	49,3	42,0	72,5	39,3
44		44	2 3/4-16 UN	75,4	75,4	58,6	30,3	28,3	79,7	52,5	46,0	76,0	40,8
48		48	3-16UN	81,7	81,7	65,0	31,5	29,5	86,0	55,6	50,0	76,0	40,8
61	61		1 1/2-18 UNEF	42,0	43,6	30,1	22,3	21,9	48,0	36,6	28,0	48,8	27,0

TABLE 2

ENTRY SIZE	ØG MIN	H MAX	J MAX	R MAX	P MAX	X MAX	Y MAX	CABLE DIA RANGE
05	7,9	60	40	45	35	70	35	4,5 - 9,0
08	12,7	60	40	50	40	80	40	6,0 - 12,0
10	15,8	72	48	55	50	90	45	7,5 - 15,0
12	19,0	72	48	60	55	100	55	9,0 - 18,0
16	25,4	95	55	65	65	110	65	10,0 - 25,0
20	31,8	125	70	65	65	120	65	12,5 - 30,0
24	38,1	125	70	75	90	130	75	15,0 - 36,0

TABLE 3



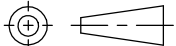
MATERIAL / FINISH	DESCRIPTION
1-B	ALUMINIUM ALLOY - CADMIUM OLIVE DRAB OVER ELECTROLESS NICKEL
1-C	ALUMINIUM ALLOY - ELECTROLESS NICKEL
2-Z	NICKEL ALUMINIUM BRONZE - SHOTBLAST
4-J	STAINLESS STEEL - PASSIVATE

RELEASED FOR PUBLICATION

ALL RIGHTS RESERVED.

THIS DRAWING IS UNPUBLISHED.

© COPYRIGHT 20 BY

DIMENSIONS: MILLIMETERS	DWN: ADP	04/02/2003	MATERIAL: SEE P/N BREAKDOWN	FINISH: SEE P/N BREAKDOWN		
	CHK: ADP 04/02/2003		 TE Connectivity			
TOLERANCES UNLESS OTHERWISE SPECIFIED:	APVD: M.PAUL	04/02/2003			PART NUMBER: TAKA SERIES	
	PRODUCT SPEC: -		NAME: HEAT SHRINK BACKSHELL KIT			
GENERAL TOL LINEAR ±0,25MM ANGULAR ±1°	APPLICATION SPEC: -		SIZE	CAGE CODE	DRAWING NO	RESTRICTED TO
	WEIGHT:		A4	U5792	 -P10488	
			CUSTOMER DRAWING		SCALE	SHEET
					1:2:1	4 OF 4
						REV AB