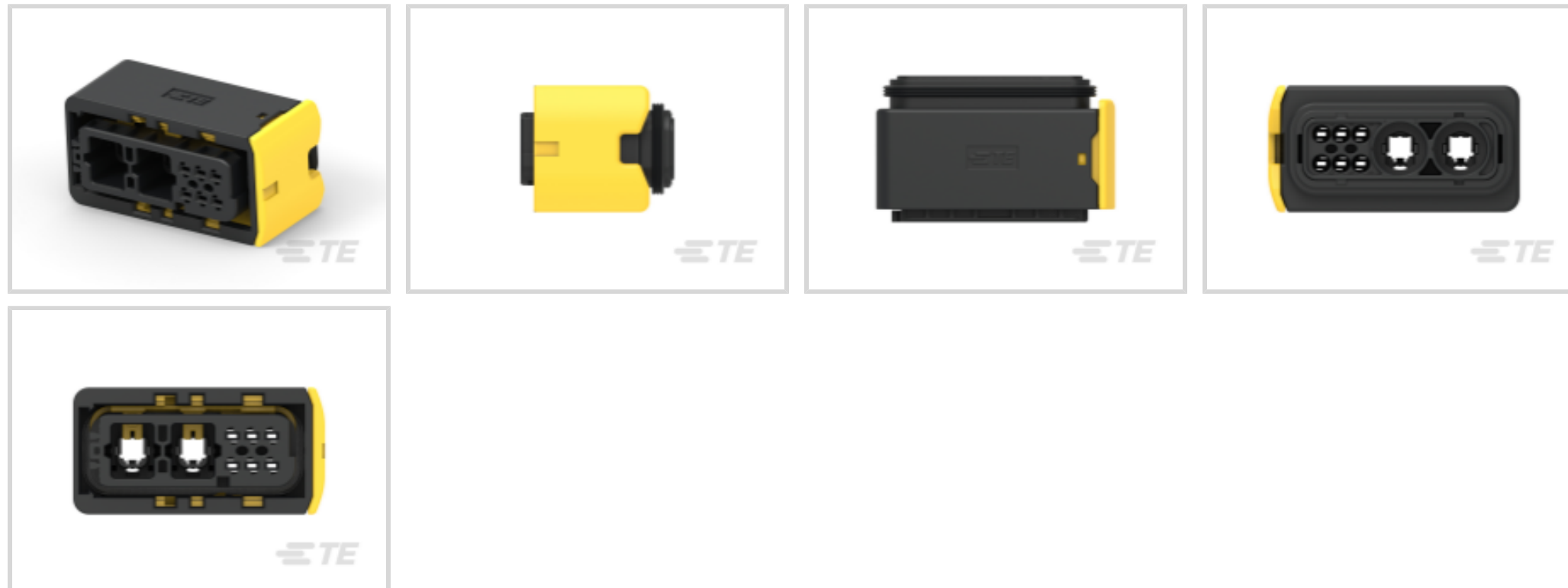




Automotive Parts > Automotive Connectors > Data Connectivity Housings



Connector System: **Wire-to-Wire**

Sealable: **Yes**

Cable Exit Angle: **180°**

Number of Positions: **10**

Connector & Keying Code: **A**

Features

Product Type Features

Connector & Contact Terminates To	Wire & Cable
Mixed & Hybrid Connector	Yes
Primary Locking Feature	Locking Lance, On the Terminal
Connector System	Wire-to-Wire
Sealable	Yes
Connector & Housing Type	Housing for Female Terminals

Configuration Features

Number of Rows	2
Number of Positions	10

Electrical Characteristics

Operating Voltage	60 VDC
-------------------	--------

Body Features

Ferrule	With
Body Material	PBT GF
Cable Exit Type	Straight to Angled, Straight to Straight



Cable Exit Angle	180 °
------------------	-------

Connector & Keying Code	A
-------------------------	---

Contact Features

Outer Contact Plating Material	Nickel (Ni)
--------------------------------	-------------

RF Connector Center Contact Plating Material	Silver (Ag)
--	-------------

Contact Mating Area Plating Material	Silver (Ag)
--------------------------------------	-------------

Center Contact	With
----------------	------

Contact Type	Receptacle
--------------	------------

Mating Tab Width	.5 mm, 1.6 mm [.02 in] [.063 in]
------------------	----------------------------------

Mating Tab Thickness	.4 mm, .6 mm [.016 in] [.024 in]
----------------------	----------------------------------

Contact Current Rating (Max)	3 A, 20 A
------------------------------	-----------

Termination Features

Termination Method to Wire & Cable	Crimp
------------------------------------	-------

Mechanical Attachment

Mating Retention	With
------------------	------

Connector Mounting Type	Cable Mount (Free-Hanging)
-------------------------	----------------------------

Housing Features

Housing Color	Black
---------------	-------

Centerline (Pitch)	1.8 mm, 4 mm [.071 in] [.16 in]
--------------------	---------------------------------

Dimensions

Product Width	31.25 mm [1.23 in]
---------------	--------------------

Product Length	67.2 mm [2.64 in]
----------------	-------------------

Connector Height	25.7 mm [1.01 in]
------------------	-------------------

Usage Conditions

Operating Temperature (Max)	140 °C [284 °F]
-----------------------------	-----------------

Cable Type	STP, UTP
------------	----------

Operating Temperature Range	-40 – 140 °C [-40 – 284 °F]
-----------------------------	-----------------------------

Operation/Application

Operating Frequency Range	0 – 1 GHz, 0 – .1 GHz
---------------------------	-----------------------

Shielded	Yes
----------	-----

Circuit Application	Power & Signal
---------------------	----------------

Industry Standards



IP Rating	IP67, IP6K9K
-----------	--------------

Compatible With Agency/Standards Products	ISO 8092
---	----------

Packaging Features

Packaging Method	Box
------------------	-----

Other

Connector Position Assurance Capable	No
--------------------------------------	----

Dielectric Material	PA GF
---------------------	-------

Product Compliance

[For compliance documentation, visit the product page on TE.com>](#)

EU RoHS Directive 2011/65/EU	Compliant
------------------------------	-----------

EU ELV Directive 2000/53/EC	Compliant
-----------------------------	-----------

China RoHS 2 Directive MIIT Order No 32, 2016	有害物质含量符合标准要求 No Restricted Substance(s) Above Threshold
---	---

EU REACH Regulation (EC) No. 1907/2006	Current ECHA Candidate List: JUNE 2025 (250) Candidate List Declared Against: JUNE 2025 (250) Does not contain REACH SVHC
--	---


Halogen Content	Not Low Halogen - contains Br or Cl > 900 ppm.
-----------------	--

Solder Process Capability	Not reviewed for solder process capability
---------------------------	--


Product Compliance Disclaimer

This information is provided based on reasonable inquiry of our suppliers and represents our current actual knowledge based on the information they provided. This information is subject to change. The part numbers that TE has identified as EU RoHS compliant have a maximum concentration of 0.1% by weight in homogenous materials for lead, hexavalent chromium, mercury, PBB, PBDE, DBP, BBP, DEHP, DIBP, and 0.01% for cadmium, or qualify for an exemption to these limits as defined in the Annexes of Directive 2011/65/EU (RoHS2). Finished electrical and electronic equipment products will be CE marked as required by Directive 2011/65/EU. Components may not be CE marked. Additionally, the part numbers that TE has identified as EU ELV compliant have a maximum concentration of 0.1% by weight in homogenous materials for lead, hexavalent chromium, and mercury, and 0.01% for cadmium, or qualify for an exemption to these limits as defined in the Annexes of Directive 2000/53/EC (ELV). Regarding the REACH Regulation, the information TE provides on SVHC in articles for this part number is based on the latest European Chemicals Agency (ECHA) 'Guidance on requirements for substances in articles' posted at this URL: <https://echa.europa.eu/guidance-documents/guidance-on-reach>

Also in the Series | [Heavy Duty Sealed Connector Series](#)




Automotive Connector Caps & Covers (25)



Automotive Housings(215)



Automotive Seals & Cavity Plugs(5)



Data Connectivity Headers(18)



Data Connectivity Housings(10)

Customers Also Bought



TE Part #1418884-1
AMP MCP 1.5K, CONTACT, SWS



TE Part #2348770-1
HD MATEnet - COVER FOR SWS



TE Part #2348770-2
HD MATEnet - COVER FOR SWS



TE Part #2348771-1
HD MATEnet SWS



TE Part #1-2405028-3
26POS, HYBRID, PIN HSG ASSY, SLD, COD C



TE Part #9-2348782-1
HD MATEnet 2+6 TAB HSG ASSY, GRP E



TE Part #9-2348789-1
HD MATEnet 2+6 TAB ASSY, GRP E, FLANGED



TE Part #9-2348795-2
HD MATEnet 1+12 REC HSG ASSY, GRP E



TE Part #2005307-2
MCP 9.5MM SLD 5P PLUG ASSY



TE Part #2362767-1
MATENET, CABLE ASSY, 1 GBPS UTP

Documents



CAD Files

3D PDF

3D

Customer View Model

[ENG_CVM_CVM_9-2348786-1_A.2d_dxf.zip](#)

English

Customer View Model

[ENG_CVM_CVM_9-2348786-1_A.3d_igs.zip](#)

English

Customer View Model

[ENG_CVM_CVM_9-2348786-1_A.3d_stp.zip](#)

English

By downloading the CAD file I accept and agree to the [Terms and Conditions](#) of use.

Datasheets & Catalog Pages

[DATA CONNECTIVITY SOLUTIONS](#)

English

Product Specifications

[Application Specification](#)

English