87984-8 ✔ ACTIVE

AMPMODU | AMPMODU MOD 1

TE Internal #: 87984-8

PCB Mount Receptacle, Vertical, Board-to-Board, 8 Position, 3.96 mm [.156 in] Centerline, Fully Shrouded, Gold (Au), AMPMODU MOD 1

View on TE.com >

Connectors > PCB Connectors > PCB Headers & Receptacles

PCB Connector Type: **PCB Mount Receptacle**

Connector System: **Board-to-Board**

Number of Positions: **8**

Number of Rows: **1**

Centerline (Pitch): **3.96 mm [.156 in]**

Features

Product Type Features

Applied Pressure	Standard
PCB Connector Type	PCB Mount Receptacle
Connector System	Board-to-Board
Header Type	Fully Shrouded
Connector & Contact Terminates To	Printed Circuit Board
Connector Product Type	Connector Assembly

Configuration Features

Stackable	No
Number of Positions	8
Number of Rows	1
PCB Mount Orientation	Vertical
Board-to-Board Configuration	Parallel

Electrical Characteristics

Insulation Resistance	5000 MΩ

Body Features

Primary Product Color	Black

Contact Features

Mating Tab Width	1.58 mm[.062 in]

PCB Contact Termination Area Plating Material Thickness	1.27 µm[50 µin]
Contact Layout	Inline
Contact Base Material	Phosphor Bronze
Mating Tab Thickness	.79 mm[.031 in]
PCB Contact Termination Area Plating Material	Gold Flash
Contact Mating Area Plating Material Thickness	.76 µm[30 µin]
Contact Mating Area Plating Material	Gold (Au)
Contact Type	Socket
Contact Current Rating (Max)	5 A

Termination Features

Rectangular Termination Post & Tail Width	1.02 mm[.04 in]
Rectangular Termination Post & Tail Thickness	.25 mm[.01 in]
Termination Post & Tail Length	2.85 mm[.112 in]
Termination Method to PCB	Through Hole - Solder

Mechanical Attachment

Connector Mounting Type	Board Mount
Mating Alignment	Without
PCB Mount Alignment	Without
PCB Mount Retention	Without

Housing Features

Mating Entry Location	Bottom
Centerline (Pitch)	3.96 mm[.156 in]
Housing Material	PA 66

Dimensions

Connector Height	2.85 mm[.112 in]
PCB Thickness (Recommended)	1.4 – 1.78 mm[.055 – .07 in]

Usage Conditions

Operating Temperature Range	-65 – 105 °C[-85 – 221 °F]

Operation/Application

Circuit Application	Signal

Industry Standards

Compatible With Approved Standards Products	CSA LR16455, UL E28476

UL Flammability Rating	UL 94V-0

Packaging Features

Packaging Quantity	15
Packaging Method	Tube

Product Compliance

For compliance documentation, visit the product page on TE.com>

EU RoHS Directive 2011/65/EU	Compliant
EU ELV Directive 2000/53/EC	Compliant
China RoHS 2 Directive MIIT Order No 32, 2016	有害物质含量符合标准要求 No Restricted Substance(s) Above Threshold
EU REACH Regulation (EC) No. 1907/2006	Current ECHA Candidate List: JUNE 2025 (250) Candidate List Declared Against: JUNE 2025 (250) Does not contain REACH SVHC
Halogen Content	Not Low Halogen - contains Br or Cl > 900 ppm.
Solder Process Capability	Wave solder capable to 240°C

Product Compliance Disclaimer

This information is provided based on reasonable inquiry of our suppliers and represents our current actual knowledge based on the information they provided. This information is subject to change. The part numbers that TE has identified as EU RoHS compliant have a maximum concentration of 0.1% by weight in homogenous materials for lead, hexavalent chromium, mercury, PBB, PBDE, DBP, BBP, DEHP, DIBP, and 0.01% for cadmium, or qualify for an exemption to these limits as defined in the Annexes of Directive 2011/65/EU (RoHS2). Finished electrical and electronic equipment products will be CE marked as required by Directive 2011/65/EU. Components may not be CE marked. Additionally, the part numbers that TE has identified as EU ELV compliant have a maximum concentration of 0.1% by weight in homogenous materials for lead, hexavalent chromium, and mercury, and 0.01% for cadmium, or qualify for an exemption to these limits as defined in the Annexes of Directive 2000/53/EC (ELV). Regarding the REACH Regulation, the information TE provides on SVHC in articles for this part number is based on the latest European Chemicals Agency (ECHA) 'Guidance on requirements for substances in articles' posted at this URL: https://echa.europa.eu/guidance-documents/guidance-on-reach

Compatible Parts



TE Part # 1-827235-1
11P MOD1 STIFTLEIST



TE Part # 1-827235-5
15P MOD1 STIFTLEIST

TE Part # 85829-8
08 MODI HDR SRST .156CL



TE Part # 1-827235-4
14P MOD1 STIFTLEIST



TE Part # 1-827872-5
15P MOD1 UNSHRD HDR, P 5.08, ST, 0.8 Au



TE Part # 827235-8
8P MOD1 STIFTLEIST

TE Part # 1-87258-0
10 MODI HDR SRRA .156CL



TE Part # 1-827235-2
12P MOD1 STIFTLEIST

Also in the Series | AMPMODU MOD 1



Board-to-Board Jumpers & Shunts(1)

Connector Contacts(41)

Connector Hardware(2)

Insertion & Extraction Tools(1)



PCB Headers & Receptacles(81)

Power Contacts(1)

Rectangular Power Connectors(16)



Wire-to-Board Headers & Receptacles (28)

Customers Also Bought

TE Part #RM54-106S
RECP ASSY

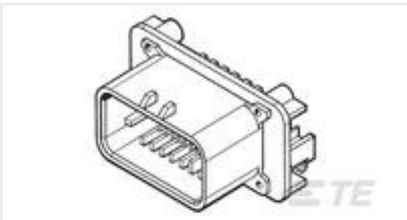

TE Part #776275-1
8POS,PIN DIA 1.3,HDR ASSY,180DEG, COD 1

TE Part #1410946-1
MULTI-GIG SOC. CAP SCREW, CUSTOMIZED HDW

TE Part #1617118-8
J1MAC-5XL = M39016/7-025L

TE Part #7-2176070-0
3521 7K5 1% 2W

TE Part #3-2176231-2
3522 200R 1% 3W

TE Part #2301838-2
AMPL REC HD20, VERT, 9P, B/L,4-40 S /LOCK

TE Part #CAT-AM78-CH8172
AMPSEAL Receptacle Housings

TE Part #5569260-1
STK MJ ASSY,8POS,2X2,SHLD,CAT5

Documents

Product Drawings

08 MODI BDMNT RCPT SR .156CL

English

CAD Files

3D PDF

3D

Customer View Model

ENG_CVM_CVM_87984-8_N.2d_dxf.zip

English

Customer View Model

ENG_CVM_CVM_87984-8_N.3d_igs.zip

English

Customer View Model

ENG_CVM_CVM_87984-8_N.3d_stp.zip

English

By downloading the CAD file I accept and agree to the Terms and Conditions of use.

Product Specifications

Product Specification

English