696423-6 ✔ ACTIVE

PIDG

TE Internal #: 696423-6

Closed Ring Tongue Terminal, 16 – 14 AWG, #10 Stud, 5 mm [.197 in] Stud Diameter, Closed Barrel, Straight, Tin Plating, Partially Insulated, PIDG

View on TE.com >

Terminals & Splices > Ring Terminals



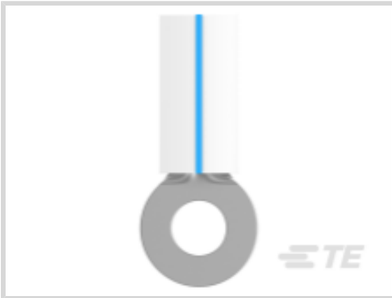


Ring Terminal Product Type: **Closed Ring Tongue Terminal**

Wire Size: **2800 – 4234 CMA**

Stud Size: **#10**

Features

Product Type Features

Terminal Features	Sheared
Ring Terminal Product Type	Closed Ring Tongue Terminal
Stud Size	#10
Sealable	No
Wire Insulation Support Retention Type	Insulation Support

Configuration Features

Number of Holes	1

Body Features

Product Weight	1.052 g
Stripe Color	Blue

Contact Features

Barrel Type	Closed
Terminal Orientation	Straight
Terminal Plating Material	Tin

Mechanical Attachment

Wire Insulation Support	With

Dimensions

	.105 in
Wire Size	2800 – 4234 CMA
Stud Diameter	5 mm[.197 in]
Tongue Thickness	.79 mm[.031 in]
Product Length	21.6 mm[.85 in]
Compatible Insulation Diameter (Max)	3.81 mm[.15 in]
Compatible Insulation Diameter Range	2.67 – 3.81 mm[.105 – .15 in]

Usage Conditions

Insulation Option	Partially Insulated
Operating Temperature Range	0 – 150 °C[0 – 302 °F]

Operation/Application

Compatible With Wire Base Material	Copper
Compatible With Wire Plating Material	Tin

Industry Standards

Government Qualified Terminal	No

Packaging Features

Packaging Quantity	1000
Packaging Method	Loose Piece

Product Compliance

For compliance documentation, visit the product page on TE.com>

EU RoHS Directive 2011/65/EU	Compliant
EU ELV Directive 2000/53/EC	Compliant
China RoHS 2 Directive MIIT Order No 32, 2016	有害物质含量符合标准要求 No Restricted Substance(s) Above Threshold
EU REACH Regulation (EC) No. 1907/2006	Current ECHA Candidate List: JUNE 2025 (250) Candidate List Declared Against: JUNE 2025 (250) Does not contain REACH SVHC
Halogen Content	Not Low Halogen - contains Br or Cl > 900 ppm.

Solder Process Capability

Not applicable for solder process capability

Product Compliance Disclaimer

This information is provided based on reasonable inquiry of our suppliers and represents our current actual knowledge based on the information they provided. This information is subject to change. The part numbers that TE has identified as EU RoHS compliant have a maximum concentration of 0.1% by weight in homogenous materials for lead, hexavalent chromium, mercury, PBB, PBDE, DBP, BBP, DEHP, DIBP, and 0.01% for cadmium, or qualify for an exemption to these limits as defined in the Annexes of Directive 2011/65/EU (RoHS2). Finished electrical and electronic equipment products will be CE marked as required by Directive 2011/65/EU. Components may not be CE marked. Additionally, the part numbers that TE has identified as EU ELV compliant have a maximum concentration of 0.1% by weight in homogenous materials for lead, hexavalent chromium, and mercury, and 0.01% for cadmium, or qualify for an exemption to these limits as defined in the Annexes of Directive 2000/53/EC (ELV). Regarding the REACH Regulation, the information TE provides on SVHC in articles for this part number is based on the latest European Chemicals Agency (ECHA) 'Guidance on requirements for substances in articles' posted at this URL: https://echa.europa.eu/guidance-documents/guidance-on-reach

Compatible Parts

TE Part # 2063030-1
SDE DIESET, RBY, UL

TE Part # 47387
DAHT PG PIDG 20-14 ASSY

TE Part # 59250
T-HEAD PIDG 26-14 ASSY

Also in the Series | PIDG



Compression Connectors(50)



Crimp Wire Pins, Tabs & Ferrules(39)

Knife Disconnects(11)

Quick Disconnects(38)

Ring Terminals(587)



Spade Terminals(228)

Special Purpose Terminals(1)

Splices(41)

Customers Also Bought

TE Part #1662-213-2031
CONT SOC ASSY

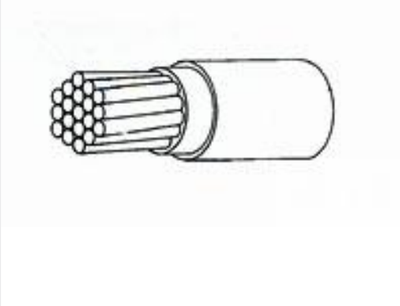

TE Part #218203-002
22759/34-22-9

TE Part #D369-R66-AP1
369 6 WAY REC, CRIMP, PIN



TE Part #CAT-P592-R472
PIDG Radiation Resistant C Rings /Spades

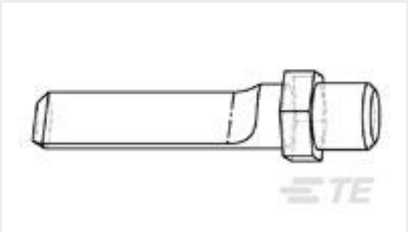

TE Part #208018-1
POLARIZATION POST

TE Part #1241050-3
2x3P MOD II BREAK AWAY HDR,SMD, BLISTER

TE Part #1577638-1
TERMINAL RT PIDG PEEK STRATO 14-12 AWG

TE Part #8-1879516-8
CRGH1206 1% 100K 0.5W

Documents

Product Drawings

TERM,PIDG PVF2 R 16-14 10

English

CAD Files

3D PDF

3D

Customer View Model

ENG_CVM_CVM_696423-6_A.2d_dxf.zip

English

Customer View Model

ENG_CVM_CVM_696423-6_A.3d_igs.zip

English

Customer View Model

ENG_CVM_CVM_696423-6_A.3d_stp.zip

English

By downloading the CAD file I accept and agree to the Terms and Conditions of use.

Product Specifications

Application Specification

English