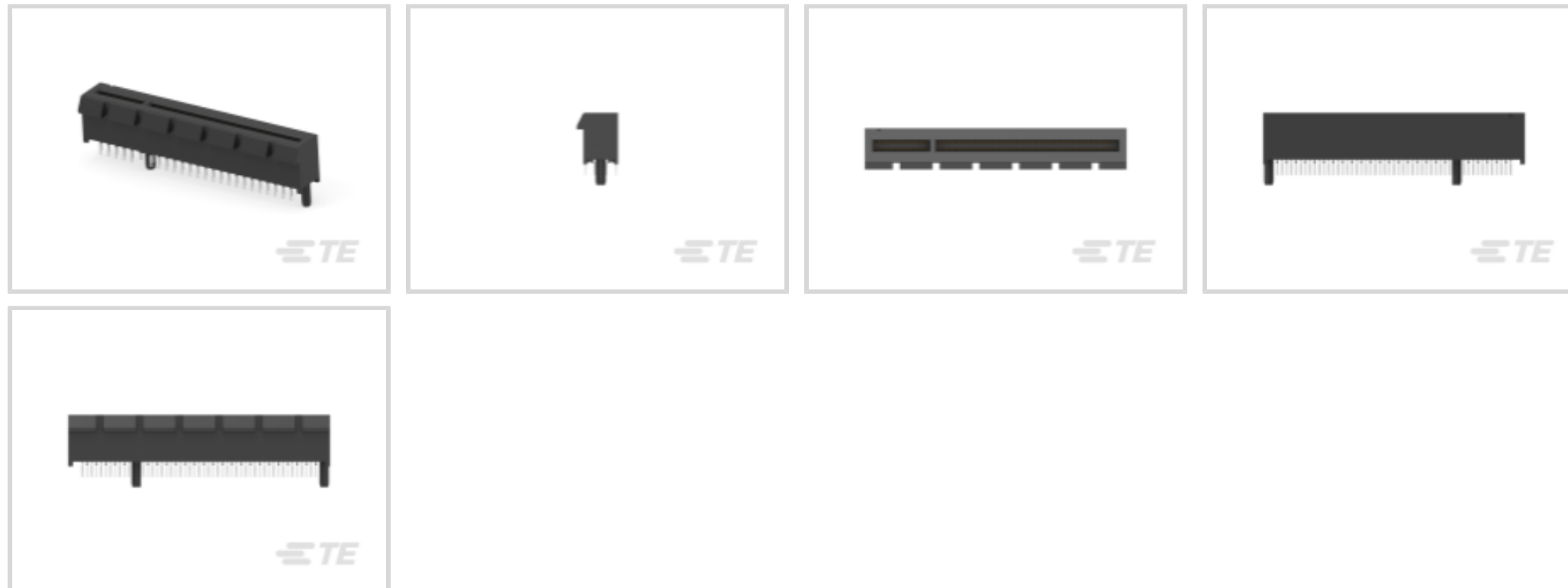




Connectors > PCB Connectors > Card Edge Connectors > PCI & PCI Express Connectors



Connector System: **Board-to-Board**
 Number of Positions: **98**
 PCI Generation: **4**
 Centerline (Pitch): **1 mm**
 Termination Post & Tail Length: **3.1 mm**

Features

Product Type Features

Connector & Contact Terminates To	Printed Circuit Board
Connector System	Board-to-Board

Configuration Features

Number of Positions	98
PCB Mount Orientation	Vertical

Body Features

Primary Product Color	Black
-----------------------	-------

Contact Features

Contact Current Rating (Max)	1.1 A
Contact Mating Area Plating Material Thickness	.76 μm[30 μin]

Termination Features

Termination Post & Tail Length	3.1 mm
--------------------------------	--------

Mechanical Attachment

Connector Mounting Type	Board Mount
-------------------------	-------------



Housing Features

Centerline (Pitch)	1 mm
--------------------	------

Dimensions

Connector Height	11.25 mm
Connector Width	8.8 mm

Usage Conditions

Operating Temperature Range	-40 – 85 °C[-40 – 185 °F]
-----------------------------	---------------------------

Operation/Application

Circuit Application	Signal
---------------------	--------

Industry Standards

PCI Generation	4
----------------	---

Product Compliance

[For compliance documentation, visit the product page on TE.com>](#)

EU RoHS Directive 2011/65/EU	Compliant
EU ELV Directive 2000/53/EC	Not Yet Reviewed
China RoHS 2 Directive MIIT Order No 32, 2016	No Restricted Materials Above Threshold
EU REACH Regulation (EC) No. 1907/2006	Current ECHA Candidate List: JAN 2025 (247) Candidate List Declared Against: JAN 2025 (247) Does not contain REACH SVHC
Halogen Content	Low Halogen - Br, Cl, F, I < 900 ppm per homogenous material. Also BFR/CFR/PVC Free
Solder Process Capability	Not reviewed for solder process capability

Product Compliance Disclaimer

This information is provided based on reasonable inquiry of our suppliers and represents our current actual knowledge based on the information they provided. This information is subject to change. The part numbers that TE has identified as EU RoHS compliant have a maximum concentration of 0.1% by weight in homogenous materials for lead, hexavalent chromium, mercury, PBB, PBDE, DBP, BBP, DEHP, DIBP, and 0.01% for cadmium, or qualify for an exemption to these limits as defined in the Annexes of Directive 2011/65/EU (RoHS2). Finished electrical and electronic equipment products will be CE marked as required by Directive 2011/65/EU. Components may not be CE marked. Additionally, the part numbers that TE has identified as EU ELV compliant have a maximum concentration of 0.1% by weight in homogenous materials for lead, hexavalent chromium, and mercury, and 0.01% for cadmium, or qualify for an exemption to these limits as defined in the Annexes of Directive 2000/53/EC (ELV). Regarding the REACH Regulation, the information TE provides on SVHC in articles for this part number is based on the latest European Chemicals Agency (ECHA) 'Guidance on requirements for substances in articles' posted at this URL: <https://echa.europa.eu/guidance-documents/guidance-on-reach>



Compatible Parts




TE Part # 5-2337939-4
PCIE GEN4 CON,SMT,164POS,30u",
MYLAR,HT

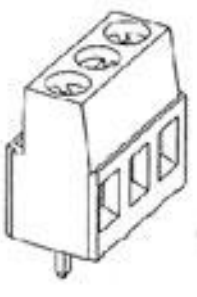
Customers Also Bought



TE Part #4162-201-1631L
CONT SOC ASSY



TE Part #104130-1
010 LOPRO HDR RA 30DP LATCH



TE Part #282841-2
TERMI-BLOK PCB MOUNT 2P. 5




TE Part #282841-3
TERMI-BLOK PCB MOUNT 3P. 5



TE Part #1761607-3
IDC LOW PRO HDR 10P RA LAT



TE Part #1-1761607-1
IDC LOW PRO HDR 34P RA LAT



TE Part #5207719-3
KIT SCREWLOCK FEMALE CLEAR ZIN

TE Part #3742613431
Speed sen DSD 1828.21 PHWR



TE Part #3-1105301-2
HVT-C-Bu.Au.1,5 qmm



TE Part #5-1106302-9
SCHELLENSET 8MM

Documents

Product Drawings

PCIE GEN4, 98POS ,30u" ,DIP ,3.1mm TAIL

English

CAD Files

3D PDF

3D



Customer View Model

[ENG_CVM_CVM_5-2362375-3_A4.3d_stp.zip](#)

English

Customer View Model

[ENG_CVM_CVM_5-2362375-3_A4.3d_igs.zip](#)

English

Customer View Model

[ENG_CVM_CVM_5-2362375-3_A4.2d_dxf.zip](#)

English

By downloading the CAD file I accept and agree to the [Terms and Conditions](#) of use.

Product Specifications

[Product Specification](#)

English