




TE Internal #: 4-1775855-2  
 2 x 1 Combo Jack, Single Port, RJ45 over Single USB, Standard Profile, Combo Jacks, Jack, Shielded, Inverted - Latch Up, PCB Ground, Cat 3

[View on TE.com >](#)

Connectors > Modular Jacks & Plugs > Combo Jacks



Port Matrix Configuration: **2 x 1**

Port Configuration: **Single Port**

Modular Jack & Plug Interface Type: **RJ45 over Single USB**

Connector Profile: **Standard**

Modular Jacks & Plugs Products: **Combo Jacks**

## Features

### Product Type Features

Connector & Contact Terminates To	Printed Circuit Board
Connectors & Connector Components Type	Connector
Modular Jack & Plug Interface Type	RJ45 over Single USB
Modular Jacks & Plugs Products	Combo Jacks
Modular Connector Style	Jack
Grounding Options	PCB Ground
Connector System	Cable-to-Board

### Configuration Features

Number of Ports	1
PCB Mount Orientation	Right Angle
Port Matrix Configuration	2 x 1
Port Configuration	Single Port
Connector Contact Density	Standard
Number of Positions	4, 8
Number of Loaded Positions	4, 8

### Body Features

Shell Plating Material	Nickel
Connector Profile	Standard
Modular Jack Latch Orientation	Inverted - Latch Up
Shield Material	Brass
Shield Plating Material	Nickel

### Contact Features

Contact Underplating Material	Nickel
Contact Base Material	Phosphor Bronze
Contact Current Rating (Max)	1 A, 1.5 A
PCB Contact Termination Area Plating Material	Gold Flash

### Termination Features

Termination Method to PCB	Through Hole - Solder
---------------------------	-----------------------

### Mechanical Attachment

Connector Mounting Type	Board Mount
-------------------------	-------------

### Housing Features

Housing Color	Black
Housing Material	PBT GF30
Centerline (Pitch)	1.02 mm, 2 mm, 2.5 mm [.04 in][.07 in][.09 in]

### Dimensions

PCB Thickness (Recommended)	1.6 mm [.063 in]
-----------------------------	------------------

### Usage Conditions

Operating Temperature Range	-55 – 85 °C, -40 – 85 °C [-67 – 185 °F] [-40 – 185 °F]
-----------------------------	--

### Operation/Application

Indicator Type	LED
Circuit Application	Signal
Shielded	Yes

### Industry Standards

UL Flammability Rating	UL 94V-0
Performance Category	Cat 3

## Packaging Features

Packaging Quantity	50
Packaging Method	Box & Tray, Tray

## Product Compliance

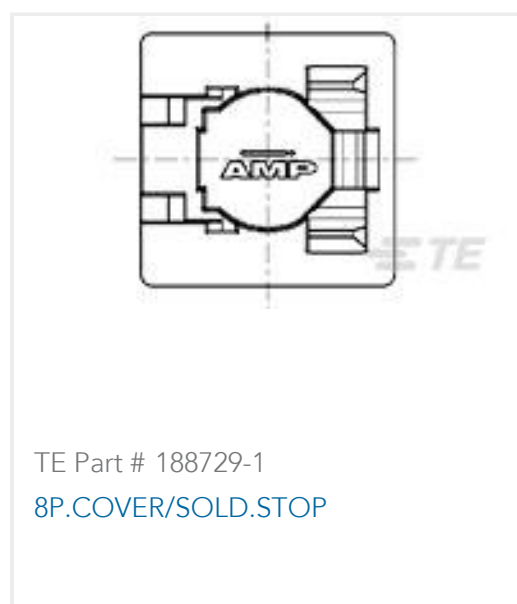
[For compliance documentation, visit the product page on TE.com>](#)

EU RoHS Directive 2011/65/EU	Compliant
EU ELV Directive 2000/53/EC	Out of Scope
China RoHS 2 Directive MIIT Order No 32, 2016	No Restricted Materials Above Threshold
EU REACH Regulation (EC) No. 1907/2006	Current ECHA Candidate List: JAN 2025 (247) Candidate List Declared Against: JAN 2025 (247) Does not contain REACH SVHC
Halogen Content	Not Low Halogen - contains Br or Cl > 900 ppm.
Solder Process Capability	Wave solder capable to 265°C

### Product Compliance Disclaimer

This information is provided based on reasonable inquiry of our suppliers and represents our current actual knowledge based on the information they provided. This information is subject to change. The part numbers that TE has identified as EU RoHS compliant have a maximum concentration of 0.1% by weight in homogenous materials for lead, hexavalent chromium, mercury, PBB, PBDE, DBP, BBP, DEHP, DIBP, and 0.01% for cadmium, or qualify for an exemption to these limits as defined in the Annexes of Directive 2011/65/EU (RoHS2). Finished electrical and electronic equipment products will be CE marked as required by Directive 2011/65/EU. Components may not be CE marked. Additionally, the part numbers that TE has identified as EU ELV compliant have a maximum concentration of 0.1% by weight in homogenous materials for lead, hexavalent chromium, and mercury, and 0.01% for cadmium, or qualify for an exemption to these limits as defined in the Annexes of Directive 2000/53/EC (ELV). Regarding the REACH Regulation, the information TE provides on SVHC in articles for this part number is based on the latest European Chemicals Agency (ECHA) 'Guidance on requirements for substances in articles' posted at this URL: <https://echa.europa.eu/guidance-documents/guidance-on-reach>

## Compatible Parts



## Customers Also Bought



TE Part #202174-4  
GUIDE SOC. ASSY. 104 CTR. FSTN



TE Part #205720-9  
AUTOWIRE KIT, 104 POS, 25 X 25



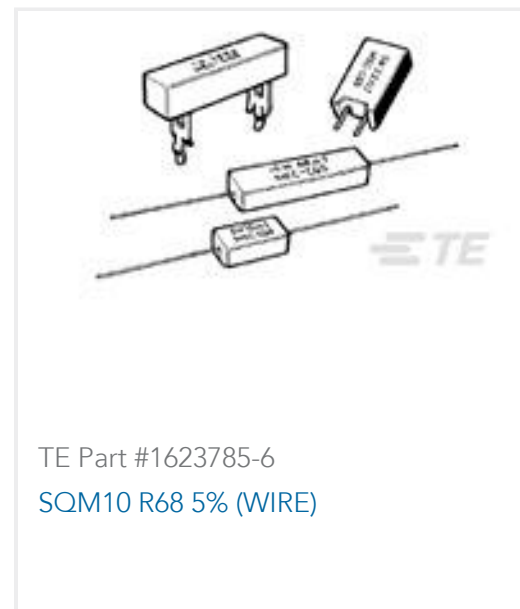
TE Part #2-208224-2  
CPC RECPT ASSEMBLY SIZE 23-37



TE Part #CAT-AM74-UN384H  
AMP-LATCH UNIVERSAL HEADERS



TE Part #796739-3  
3 POS PCB MT 9.52MM HI CRT TBK



TE Part #1623785-6  
SQM10 R68 5% (WIRE)



TE Part #2-2176345-6  
CRGCQ 1210 1K2 1%



TE Part #5-5179009-1  
0.8FH, R09H.5, 040, 08/Sn, TU



TE Part #5179030-1  
0.8FH, P07H.5, 040, 08/Sn, TU

## Documents

### CAD Files

#### Customer View Model

[ENG\\_CVM\\_CVM\\_4-1775855-2\\_D.2d\\_dxf.zip](#)

English

### 3D PDF

3D

#### Customer View Model

[ENG\\_CVM\\_CVM\\_4-1775855-2\\_D.3d\\_igs.zip](#)

English

#### Customer View Model

[ENG\\_CVM\\_CVM\\_4-1775855-2\\_D.3d\\_stp.zip](#)

English

By downloading the CAD file I accept and agree to the [Terms and Conditions](#) of use.

### Product Specifications

#### Product Specification

English