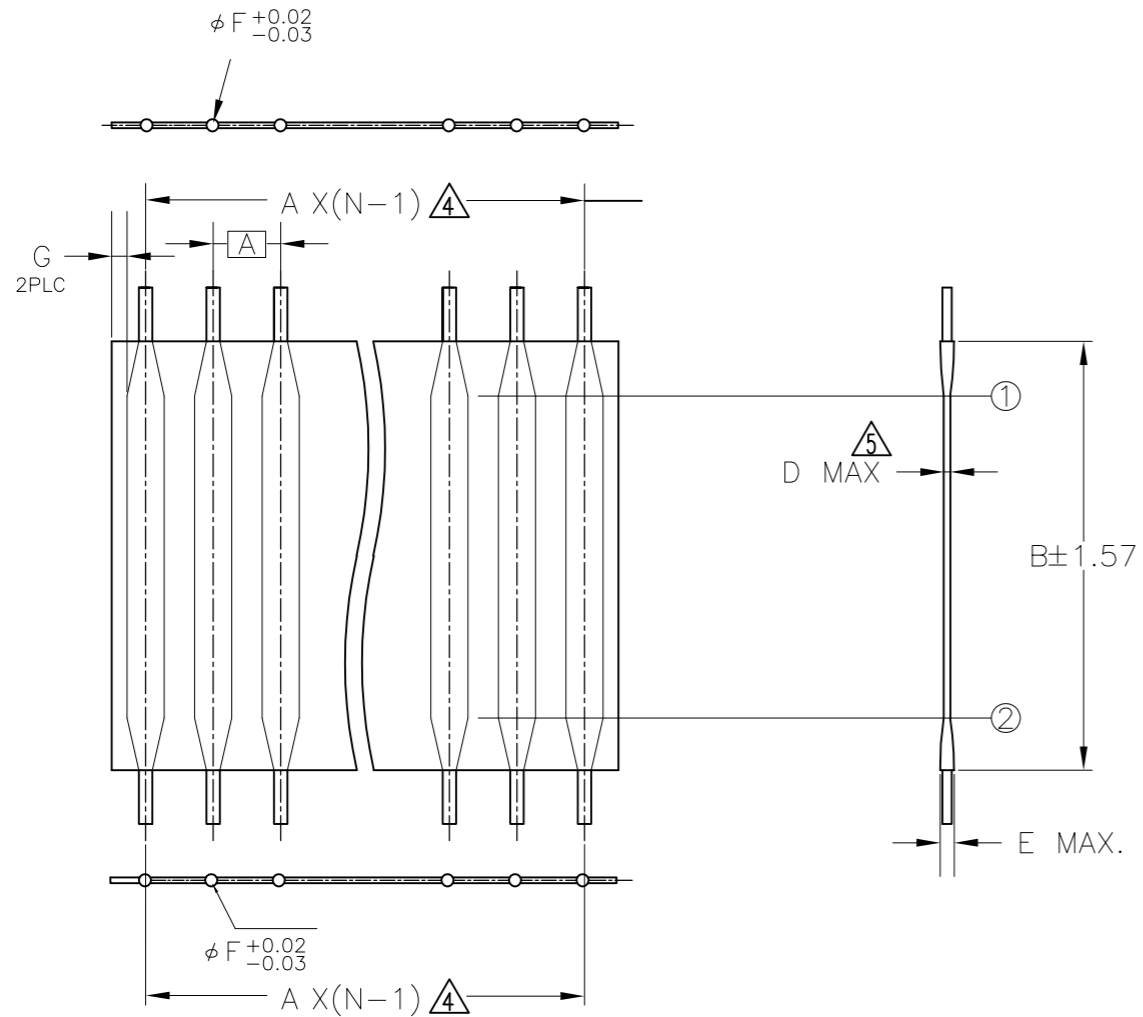


THIS DRAWING IS UNPUBLISHED. RELEASED FOR PUBLICATION  
 © COPYRIGHT — Tyco Electronics Japan G.K. ALL RIGHTS RESERVED.

LOC	DIST	REVISIONS					
		P	LTR	DESCRIPTION	DATE	DWN	APVD
J	—		A	REVISED	02OCT2015	H.M	N.Y



1. プリント基板スルーホール径： $\phi 0.71 \pm 0.025$  また、スルーホールピッチ公差は  $\pm 0.127$  である（参考）
2. 本仕様から逸脱する場合は、必ず仕様打合わせを行うこと。
3. リード位置寸法は、リード根元寸法とする。
4. 公差は以下の表を参照。

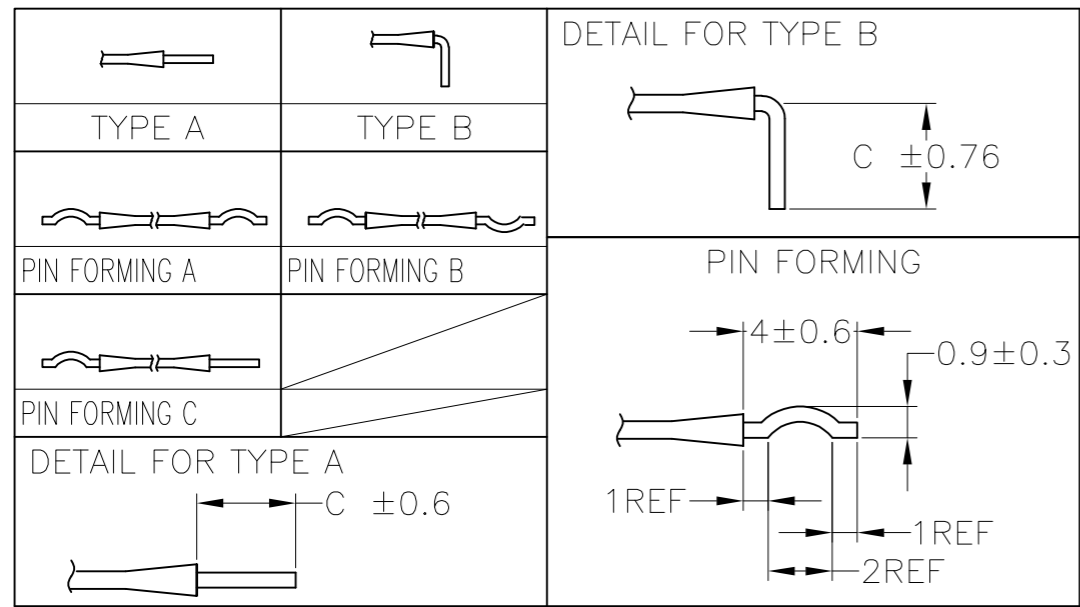
PITCH	2~30PINS	31~50PINS
2.30~5.08	$\pm 0.35$	$\pm 0.40$
1.78~2.00	$\pm 0.30$	$\pm 0.35$
0.80~1.50	$\pm 0.30$	$\pm 0.35$

5. D寸法は、①～②間のワイヤー部の厚さを指す。

1. RECOMMENDED THROUGH HOLE DIA. FOR P.C.BOARD :  $\phi 0.71 \pm 0.025$   
THROUGH HOLE PITCH TOLERANCE :  $\pm 0.127$
2. THE SPECIFICATION NEEDS TO BE DISCUSSED
3. LEAD'S POSITIONAL DIMENSION IS MEASURED AT THE EDGE OF PAPER.
4. TOLERANCE CHART

PITCH	2~30PINS	31~50PINS
2.30~5.08	$\pm 0.35$	$\pm 0.40$
1.78~2.00	$\pm 0.30$	$\pm 0.35$
0.80~1.50	$\pm 0.30$	$\pm 0.35$

5. DIMENSION D INDICATES WIRE THICKNESS BETWEEN ① AND ②



THIS DRAWING IS A CONTROLLED DOCUMENT.		DWN H.MAKIGUCHI 29SEP2009	TE Connectivity	
DIMENSIONS: MM		CHK N.YAMASAKI 02OCT2015		
TOLERANCES UNLESS OTHERWISE SPECIFIED:		APVD H.MAKIGUCHI 02OCT2015	NAME	
0 PLC ± 1 PLC ± 2 PLC ± 3 PLC ± 4 PLC ± ANGLES ±		PRODUCT SPEC 108-78018	FLEX STRIP JUMPER UL 5264	
MATERIAL		FINISH	APPLICATION SPEC	RESTRICTED TO
		WEIGHT	SIZE A3	CAGE CODE 00779
		CUSTOMER DRAWING	DRAWING NO C-2040461	SCALE NTS
			SHEET 1 of 9	REV A

THIS DRAWING IS UNPUBLISHED. RELEASED FOR PUBLICATION  
 © COPYRIGHT - Tyco Electronics Japan G.K. ALL RIGHTS RESERVED.

LOC	DIST	REVISIONS			
P	LTR	DESCRIPTION	DATE	DWN	APVD
J	—	—	—	—	—
	—	SEE SHEET 1	—	—	—

## FS0.8A 1.27A 1.5A 1.78A 1A SERIES


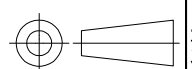
P/N	Description	Pitch (A)	Tape Length (B)	Pin Length (C)	Tape Thickness (D)	Tape Thickness (E)	Pin Diameter (F)	Margin (G)	POS
7-1447168-7	FS0.8A17A20	0.80	17.0	2.5	0.35MAX	0.55MAX	φ0.26	0.1MIN	20
7-1447168-9	FS0.8A25.4A20	0.80	25.4	2.5	0.35MAX	0.55MAX	φ0.26	0.1MIN	20
8-1447168-1	FS1.27A11A11-1	1.27	11.0	2.5	0.35MAX	0.55MAX	φ0.32	0.25MIN	11
8-1447168-3	FS1.27A11A13-1	1.27	11.0	2.5	0.35MAX	0.55MAX	φ0.32	0.25MIN	13
9-1447168-7	FS1.27A20A24	1.27	20.0	3.18	0.35MAX	0.55MAX	φ0.32	0.25MIN	24
1473994-1	FS1.27A30A7	1.27	30.0	3.18	0.35MAX	0.55MAX	φ0.32	0.25MIN	7
3-1447169-3	FS1.5A40A10-1	1.50	40.0	2.5	0.35MAX	0.55MAX	φ0.32	0.25MIN	10
3-1447169-4	FS1.5A60A10-1	1.50	60.0	2.5	0.35MAX	0.55MAX	φ0.32	0.25MIN	10
4-1447169-1	FS1.78A25.4AB-1(AB-Bend)	1.78	25.4	3.18±0.6	0.35MAX	0.55MAX	φ0.40	0.25MIN	18
4-1447169-2	FS1.78A25.4AB-2(AB-Bend)	1.78	25.4	2.0	0.35MAX	0.55MAX	φ0.32	0.25MIN	8
4-1447170-1	FS1A12.7A7	1.00	12.7	2.5	0.35MAX	0.55MAX	φ0.26	0.1MIN	7
4-1447170-4	FS1A16A11-1	1.00	16.0	2.0	0.35MAX	0.55MAX	φ0.26	0.1MIN	11
4-1447170-6	FS1A16A15-1	1.00	16.0	2.0	0.35MAX	0.55MAX	φ0.26	0.1MIN	15
6-1447170-4	FS1A27A12-1	1.00	27.0	2.5	0.35MAX	0.55MAX	φ0.26	0.1MIN	12
7-1447170-3	FS1A50.8A20	1.00	50.8	2.5	0.35MAX	0.55MAX	φ0.26	0.1MIN	20
7-1447170-6	FS1A63.5A20	1.00	63.5	2.5	0.35MAX	0.55MAX	φ0.26	0.1MIN	20

THIS DRAWING IS A CONTROLLED DOCUMENT.		DWN H.MAKIGUCHI	29SEP2009	<b>STE</b> TE Connectivity	
DIMENSIONS: MM		CHK N.YAMASAKI	02OCT2015		
TOLERANCES UNLESS OTHERWISE SPECIFIED:		APVD H.MAKIGUCHI	02OCT2015	NAME FLEX STRIP JUMPER UL 5264	
0 PLC ± 1 PLC ± 2 PLC ± 3 PLC ± 4 PLC ± ANGLES ±		PRODUCT SPEC —		APPLICATION SPEC —	
MATERIAL		FINISH		SIZE A3	CAGE CODE 00779
				DRAWING NO C-2040461	RESTRICTED TO —
CUSTOMER DRAWING				SCALE NTS	SHEET 2 OF 9
				REV A	

THIS DRAWING IS UNPUBLISHED.		RELEASED FOR PUBLICATION		LOC		DIST		REVISIONS								
© COPYRIGHT - Tyco Electronics Japan G.K.		ALL RIGHTS RESERVED.		J		-		P		LTR		DESCRIPTION		DATE	DWN	APVD
								-		SEE SHEET 1		-	-	-		

## FS2.54A FA2A12.7A FA2A25.4A FS2A38.1A FS2A50.8A FS2A88.9A SERIES

P/N	Description	Pitch (A)	Tape Length (B)	Pin Length (C)	Tape Thickness (D)	Tape Thickness (E)	Pin Diameter (F)	Margin (G)	POS
9-1447170-2	FS2.54A80A18	2.54	80.0	3.18	0.35MAX	0.55MAX	φ0.32	0.25MIN	18
9-1447172-3	FS2A12.7A20	2.00	12.7	3.18	0.35MAX	0.55MAX	φ0.32	0.25MIN	20
9-1447172-4	FS2A12.7A24	2.00	12.7	3.18	0.35MAX	0.55MAX	φ0.32	0.25MIN	24
1717404-1	FS2A12.7A5	2.00	12.7	3.18	0.35MAX	0.55MAX	φ0.32	0.25MIN	5
9-1447172-7	FS2A12.7A8	2.00	12.7	3.18	0.35MAX	0.55MAX	φ0.32	0.25MIN	8
1447173-6	FS2A25.4A12	2.00	25.4	3.18	0.35MAX	0.55MAX	φ0.32	0.25MIN	12
1447173-8	FS2A25.4A14	2.00	25.4	3.18	0.35MAX	0.55MAX	φ0.32	0.25MIN	14
1-1447173-2	FS2A25.4A19	2.00	25.4	3.18	0.35MAX	0.55MAX	φ0.32	0.25MIN	19
1-1447173-8	FS2A25.4A5	2.00	25.4	3.18	0.35MAX	0.55MAX	φ0.32	0.25MIN	5
1-1447173-9	FS2A25.4A6	2.00	25.4	3.18	0.35MAX	0.55MAX	φ0.32	0.25MIN	6
2-1447173-1	FS2A25.4A6W2	2.00	25.4	3.18	0.35MAX	0.55MAX	φ0.40	0.25MIN	6
2-1447173-5	FS2A25.4AB7-1(AB-Bend)	2.00	25.4	2±0.6	0.35MAX	0.55MAX	φ0.32	0.25MIN	7
2-1447173-8	FS2A38.1A10	2.00	38.1	3.18	0.35MAX	0.55MAX	φ0.32	0.25MIN	10
4-1447173-2	FS2A38.1A7	2.00	38.1	3.18	0.35MAX	0.55MAX	φ0.32	0.25MIN	7
5-1447173-0	FS2A50.8A4	2.00	50.8	3.18	0.35MAX	0.55MAX	φ0.32	0.25MIN	4
6-1447173-4	FS2A88.9A20	2.00	88.9	3.18	0.35MAX	0.55MAX	φ0.32	0.25MIN	20


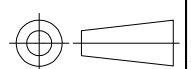
THIS DRAWING IS A CONTROLLED DOCUMENT.		DWN H.MAKIGUCHI 29SEP2009		 <b>TE Connectivity</b>									
DIMENSIONS: MM		TOLERANCES UNLESS OTHERWISE SPECIFIED:						CHK N.YAMASAKI 02OCT2015					
		0 PLC ±		NAME FLEX STRIP JUMPER UL 5264									
		1 PLC ±											
MATERIAL		2 PLC ±		PRODUCT SPEC -									
		3 PLC ±											
FINISH		4 PLC ±		APPLICATION SPEC -									
		ANGLES ±											
MATERIAL		FINISH		APVD H.MAKIGUCHI 02OCT2015		SIZE		CAGE CODE		DRAWING NO		RESTRICTED TO	
				WEIGHT -		A3		00779		C-2040461		-	
CUSTOMER DRAWING						SCALE NTS		SHEET 3 of 9		REV A			

THIS DRAWING IS UNPUBLISHED. RELEASED FOR PUBLICATION  
 © COPYRIGHT - Tyco Electronics Japan G.K. ALL RIGHTS RESERVED.

LOC	DIST	REVISIONS					
J	—	P	LTR	DESCRIPTION	DATE	DWN	APVD
		—		SEE SHEET 1	—	—	—

### FSA SERIES No.1

P/N	Description	Pitch (A)	Tape Length (B)	Pin Length (C)	Tape Thickness (D)	Tape Thickness (E)	Pin Diameter (F)	Margin (G)	POS
3-1447179-6	FSA-1.5A-30	1.27	12.7	3.18	0.35MAX	0.55MAX	φ0.32	0.25MIN	13
4-1447179-9	FSA-1.5A-13	1.27	12.7	3.18	0.35MAX	0.55MAX	φ0.32	0.25MIN	30
5-1447179-2	FSA-1.5A-5	1.27	12.7	3.18	0.35MAX	0.55MAX	φ0.32	0.25MIN	5
5-1447179-3	FSA-1.5A-6	1.27	12.7	3.18	0.35MAX	0.55MAX	φ0.32	0.25MIN	6
5-1447179-4	FSA-1.5A-7	1.27	12.7	3.18	0.35MAX	0.55MAX	φ0.32	0.25MIN	7
2822337-1	FSA-1.5A-8	1.27	12.7	3.18	0.35MAX	0.55MAX	φ0.32	0.25MIN	8
5-1447179-7	FSA-1.5A-9	1.27	12.7	3.18	0.35MAX	0.55MAX	φ0.32	0.25MIN	9
5-1447179-8	FSA-11.5A-10	1.27	38.1	3.18	0.35MAX	0.55MAX	φ0.32	0.25MIN	10
6-1447179-0	FSA-11.5A-10-2	1.27	38.1	2.5	0.35MAX	0.55MAX	φ0.32	0.25MIN	10
6-1447179-2	FSA-11.5A-12	1.27	38.1	3.18	0.35MAX	0.55MAX	φ0.32	0.25MIN	12
6-1447179-3	FSA-11.5A-13	1.27	38.1	3.18	0.35MAX	0.55MAX	φ0.32	0.25MIN	13
6-1447179-8	FSA-11.5A-20	1.27	38.1	3.18	0.35MAX	0.55MAX	φ0.32	0.25MIN	20
7-1447179-3	FSA-11.5A-24	1.27	38.1	3.18	0.35MAX	0.55MAX	φ0.32	0.25MIN	24
7-1447179-5	FSA-11.5A-25-1	1.27	38.1	2.0	0.35MAX	0.55MAX	φ0.32	0.25MIN	25
7-1447179-6	FSA-11.5A-26	1.27	38.1	3.18	0.35MAX	0.55MAX	φ0.32	0.25MIN	26
7-1447179-7	FSA-11.5A-27	1.27	38.1	3.18	0.35MAX	0.55MAX	φ0.32	0.25MIN	27
7-1447179-8	FSA-11.5A-27-1	1.27	38.1	2.5	0.35MAX	0.55MAX	φ0.32	0.25MIN	27
7-1447179-9	FSA-11.5A-30	1.27	38.1	3.18	0.35MAX	0.55MAX	φ0.32	0.25MIN	30
8-1447179-1	FSA-11.5A-34	1.27	38.1	3.18	0.35MAX	0.55MAX	φ0.32	0.25MIN	34


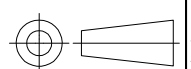
THIS DRAWING IS A CONTROLLED DOCUMENT.		DWN H.MAKIGUCHI	29SEP2009	 TE Connectivity	
DIMENSIONS: MM		CHK N.YAMASAKI	02OCT2015		
		TOLERANCES UNLESS OTHERWISE SPECIFIED:		NAME FLEX STRIP JUMPER UL 5264	
MATERIAL		0 PLC ±	1 PLC ±	PRODUCT SPEC	
FINISH		2 PLC ±	3 PLC ±	APPLICATION SPEC	
		4 PLC ±	ANGLES ±	SIZE	CAGE CODE
				—	—
				WEIGHT	DRAWING NO
				—	A300779
				G=2040461	
				RESTRICTED TO	
				—	
				CUSTOMER DRAWING	
				SCALE	SHEET
				NTS	4 OF 9
				REV	A

THIS DRAWING IS UNPUBLISHED. RELEASED FOR PUBLICATION  
 © COPYRIGHT - Tyco Electronics Japan G.K. ALL RIGHTS RESERVED.

LOC	DIST	REVISIONS					
J	-	P	LTR	DESCRIPTION	DATE	DWN	APVD
		-		SEE SHEET 1	-	-	-

## FSA SERIES No.2

P/N	Description	Pitch (A)	Tape Length (B)	Pin Length (C)	Tape Thickness (D)	Tape Thickness (E)	Pin Diameter (F)	Margin (G)	POS
8-1447179-2	FSA-11.5A-4	1.27	38.1	3.18	0.35MAX	0.55MAX	φ0.32	0.25MIN	4
8-1447179-3	FSA-11.5A-5	1.27	38.1	3.18	0.35MAX	0.55MAX	φ0.32	0.25MIN	5
8-1447179-4	FSA-11.5A-5-1	1.27	38.1	2.5	0.35MAX	0.55MAX	φ0.32	0.25MIN	5
8-1447179-6	FSA-11.5A-6-1	1.27	38.1	PL2.5	0.35MAX	0.55MAX	φ0.32	0.25MIN	6
8-1447179-7	FSA-11.5A-8	1.27	38.1	3.18	0.35MAX	0.55MAX	φ0.32	0.25MIN	8
9-1447179-1	FSA-11A-12	1.27	25.4	3.18	0.35MAX	0.55MAX	φ0.32	0.25MIN	12
9-1447179-3	FSA-11A-13	1.27	25.4	3.18	0.35MAX	0.55MAX	φ0.32	0.25MIN	13
9-1447179-4	FSA-11A-14	1.27	25.4	3.18	0.35MAX	0.55MAX	φ0.32	0.25MIN	14
9-1447179-5	FSA-11A-15	1.27	25.4	3.18	0.35MAX	0.55MAX	φ0.32	0.25MIN	15
9-1447179-7	FSA-11A-18	1.27	25.4	3.18	0.35MAX	0.55MAX	φ0.32	0.25MIN	18
1447180-1	FSA-11A-20	1.27	25.4	3.18	0.35MAX	0.55MAX	φ0.32	0.25MIN	20
1554638-1	FSA-11A-30PL2.5	1.27	25.4	3.18	0.31MAX	0.84MAX	φ0.32	0.25MIN	30
1-1447180-6	FSA-11A-4	1.27	25.4	3.18	0.35MAX	0.55MAX	φ0.32	0.25MIN	4
1-1447180-7	FSA-11A-5	1.27	25.4	3.18	0.35MAX	0.55MAX	φ0.32	0.25MIN	5
1-1447180-8	FSA-11A-6	1.27	25.4	3.18	0.35MAX	0.55MAX	φ0.32	0.25MIN	6


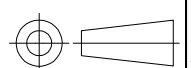
THIS DRAWING IS A CONTROLLED DOCUMENT.		DWN H.MAKIGUCHI	29SEP2009	 TE Connectivity				
DIMENSIONS: MM		CHK N.YAMASAKI	02OCT2015					
		APVD H.MAKIGUCHI	02OCT2015	NAME FLEX STRIP JUMPER UL 5264				
TOLERANCES UNLESS OTHERWISE SPECIFIED:		PRODUCT SPEC		APPLICATION SPEC				
0 PLC ± 1 PLC ± 2 PLC ± 3 PLC ± 4 PLC ± ANGLES ±		MATERIAL		FINISH	SIZE A3	CAGE CODE 00779	DRAWING NO C-2040461	RESTRICTED TO
MATERIAL		FINISH		WEIGHT		CUSTOMER DRAWING		
				SCALE NTS		SHEET 5 of 9		REV A

THIS DRAWING IS UNPUBLISHED. RELEASED FOR PUBLICATION  
 © COPYRIGHT - Tyco Electronics Japan G.K. ALL RIGHTS RESERVED.

LOC	DIST	REVISIONS					
J	-	P	LTR	DESCRIPTION	DATE	DWN	APVD
		-		SEE SHEET 1	-	-	-

### FSA SERIES No.3

P/N	Description	Pitch (A)	Tape Length (B)	Pin Length (C)	Tape Thickness (D)	Tape Thickness (E)	Pin Diameter (F)	Margin (G)	POS
2-1447180-3	FSA-12.5A-10	1.27	63.5	3.18	0.35MAX	0.55MAX	φ0.32	0.25MIN	10
2-1447180-6	FSA-12.5A-20-1	1.27	63.5	2.5	0.35MAX	0.55MAX	φ0.32	0.25MIN	20
2-1447180-9	FSA-12.5A-23-1	1.27	63.5	2.5	0.35MAX	0.55MAX	φ0.32	0.25MIN	23
3-1447180-3	FSA-12.5A-28	1.27	63.5	3.18	0.35MAX	0.55MAX	φ0.32	0.25MIN	28
3-1447180-4	FSA-12.5A-3	1.27	63.5	3.18	0.35MAX	0.55MAX	φ0.32	0.25MIN	3
3-1447180-5	FSA-12.5A-30	1.27	63.5	3.18	0.35MAX	0.55MAX	φ0.32	0.25MIN	30
3-1447180-6	FSA-12.5A-30P25	1.27	63.5	2.5	0.35MAX	0.55MAX	φ0.32	0.25MIN	30
4-1447180-1	FSA-12A-10	1.27	50.8	3.18	0.35MAX	0.55MAX	φ0.32	0.25MIN	10
4-1447180-2	FSA-12A-10-1	1.27	50.8	2.5	0.35MAX	0.55MAX	φ0.32	0.25MIN	10
5-1447180-2	FSA-12A-20	1.27	50.8	3.18	0.35MAX	0.55MAX	φ0.32	0.25MIN	20
5-1447180-3	FSA-12A-20PL2.5	1.27	50.8	2.5	0.35MAX	0.55MAX	φ0.32	0.25MIN	20
5-1447180-4	FSA-12A-21	1.27	50.8	3.18	0.35MAX	0.55MAX	φ0.32	0.25MIN	21
5-1447180-8	FSA-12A-23-1	1.27	50.8	2.5	0.35MAX	0.55MAX	φ0.32	0.25MIN	23
6-1447180-1	FSA-12A-25-1	1.27	50.8	2.5	0.35MAX	0.55MAX	φ0.32	0.25MIN	25
6-1447180-3	FSA-12A-27-1	1.27	50.8	2.5	0.35MAX	0.55MAX	φ0.32	0.25MIN	27
6-1447180-4	FSA-12A-3	1.27	50.8	3.18	0.35MAX	0.55MAX	φ0.32	0.25MIN	3
6-1447180-6	FSA-12A-30	1.27	50.8	3.18	0.35MAX	0.55MAX	φ0.32	0.25MIN	30
6-1447180-7	FSA-12A-30PL2.5	1.27	50.8	2.5	0.35MAX	0.55MAX	φ0.32	0.25MIN	30
6-1447180-8	FSA-12A-4	1.27	50.8	3.18	0.35MAX	0.55MAX	φ0.32	0.25MIN	4
7-1447180-1	FSA-12A-6	1.27	50.8	3.18	0.35MAX	0.55MAX	φ0.32	0.25MIN	6
7-1447180-2	FSA-12A-6-1	1.27	50.8	2.5	0.35MAX	0.55MAX	φ0.32	0.25MIN	6


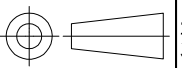
THIS DRAWING IS A CONTROLLED DOCUMENT.		DWN H.MAKIGUCHI 29SEP2009	 TE Connectivity			
DIMENSIONS: MM		CHK N.YAMASAKI 02OCT2015				
		APVD H.MAKIGUCHI 02OCT2015	NAME FLEX STRIP JUMPER UL 5264			
TOLERANCES UNLESS OTHERWISE SPECIFIED:		PRODUCT SPEC	APPLICATION SPEC			
0 PLC ± 1 PLC ± 2 PLC ± 3 PLC ± 4 PLC ± ANGLES ±		WEIGHT	SIZE	CAGE CODE	DRAWING NO	RESTRICTED TO
MATERIAL		FINISH	A3	00779	C-2040461	-
CUSTOMER DRAWING			SCALE	SHEET	REV	
			NTS	6 OF 9	A	

THIS DRAWING IS UNPUBLISHED. RELEASED FOR PUBLICATION  
 © COPYRIGHT - Tyco Electronics Japan G.K. ALL RIGHTS RESERVED.

LOC	DIST	REVISIONS				
P	LTR	DESCRIPTION	DATE	DWN	APVD	
	-	SEE SHEET 1	-	-	-	

## FSA SERIES No.4

P/N	Description	Pitch (A)	Tape Length (B)	Pin Length (C)	Tape Thickness (D)	Tape Thickness (E)	Pin Diameter (F)	Margin (G)	POS
7-1447180-6	FSA-12A-9	1.27	50.8	3.18	0.35MAX	0.55MAX	φ0.32	0.25MIN	9
8-1447180-8	FSA-13A-10PL2.5	1.27	76.2	2.5	0.35MAX	0.55MAX	φ0.32	0.25MIN	10
8-1447180-9	FSA-13A-12	1.27	76.2	3.18	0.35MAX	0.55MAX	φ0.32	0.25MIN	12
9-1447180-1	FSA-13A-15-1	1.27	76.2	2.5	0.35MAX	0.55MAX	φ0.32	0.25MIN	15
9-1447180-4	FSA-13A-20PL2.5	1.27	76.2	2.5	0.35MAX	0.55MAX	φ0.32	0.25MIN	20
9-1447180-5	FSA-13A-22-1	1.27	76.2	2.5	0.35MAX	0.55MAX	φ0.32	0.25MIN	22
1447181-2	FSA-13A-27	1.27	76.2	3.18	0.35MAX	0.55MAX	φ0.32	0.25MIN	27
1447181-3	FSA-13A-3	1.27	76.2	3.18	0.35MAX	0.55MAX	φ0.32	0.25MIN	3
1-1447181-3	FSA-14A-22PL2.5	1.27	101.6	2.5	0.35MAX	0.55MAX	φ0.32	0.25MIN	22
1-1447181-5	FSA-15A-10	1.27	127.0	3.18	0.35MAX	0.55MAX	φ0.32	0.25MIN	10
2-1447181-6	FSA-2.5A-14	2.54	12.7	3.18	0.35MAX	0.55MAX	φ0.32	0.25MIN	14
2-1447181-7	FSA-2.5A-16	2.54	12.7	3.18	0.35MAX	0.55MAX	φ0.32	0.25MIN	16
3-1447181-4	FSA-2.5A-40	2.54	12.7	3.18	0.35MAX	0.55MAX	φ0.32	0.25MIN	40
3-1447181-9	FSA-2.5A-8	2.54	12.7	3.18	0.35MAX	0.55MAX	φ0.32	0.25MIN	8
4-1447181-1	FSA-21.5A-10	2.54	38.1	3.18	0.35MAX	0.55MAX	φ0.32	0.25MIN	10
4-1447181-2	FSA-21.5A-10-1	2.54	38.1	2.5	0.35MAX	0.55MAX	φ0.32	0.25MIN	10
4-1447181-5	FSA-21.5A-13	2.54	38.1	3.18	0.35MAX	0.55MAX	φ0.32	0.25MIN	13


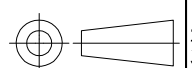
THIS DRAWING IS A CONTROLLED DOCUMENT.		DWN H.MAKIGUCHI	29SEP2009	 <b>TE Connectivity</b>	
DIMENSIONS: MM		CHK N.YAMASAKI	02OCT2015		
TOLERANCES UNLESS OTHERWISE SPECIFIED:		APVD H.MAKIGUCHI	02OCT2015	NAME FLEX STRIP JUMPER UL 5264	
		PRODUCT SPEC -		APPLICATION SPEC -	
MATERIAL		FINISH		SIZE A3	CAGE CODE 00779
				DRAWING NO C-2040461	RESTRICTED TO -
				SCALE NTS	SHEET 7 of 9
				REV A	
				CUSTOMER DRAWING	

THIS DRAWING IS UNPUBLISHED. RELEASED FOR PUBLICATION  
 © COPYRIGHT - Tyco Electronics Japan G.K. ALL RIGHTS RESERVED.

LOC	DIST	REVISIONS			
P	LTR	DESCRIPTION	DATE	DWN	APVD
J	—	—	—	—	—
	—	SEE SHEET 1	—	—	—

## FSA SERIES No.5

P/N	Description	Pitch (A)	Tape Length (B)	Pin Length (C)	Tape Thickness (D)	Tape Thickness (E)	Pin Diameter (F)	Margin (G)	POS
4-1447181-6	FSA-21.5A-14	2.54	38.1	3.18	0.35MAX	0.55MAX	φ0.32	0.25MIN	14
4-1447181-7	FSA-21.5A-15	2.54	38.1	3.18	0.35MAX	0.55MAX	φ0.32	0.25MIN	15
5-1447181-2	FSA-21.5A-2	2.54	38.1	3.18	0.35MAX	0.55MAX	φ0.32	0.25MIN	2
5-1447181-3	FSA-21.5A-20	2.54	38.1	3.18	0.35MAX	0.55MAX	φ0.32	0.25MIN	20
5-1447181-6	FSA-21.5A-23	2.54	38.1	3.18	0.35MAX	0.55MAX	φ0.32	0.25MIN	23
6-1447181-4	FSA-21.5A-6	2.54	38.1	3.18	0.35MAX	0.55MAX	φ0.32	0.25MIN	6
6-1447181-5	FSA-21.5A-6W2	2.54	38.1	3.18	0.35MAX	0.55MAX	φ0.40	0.25MIN	6
6-1447181-7	FSA-21.5A-8	2.54	38.1	3.18	0.35MAX	0.55MAX	φ0.32	0.25MIN	8
6-1447181-8	FSA-21.5A-8W2	2.54	38.1	3.18	0.35MAX	0.55MAX	φ0.40	0.25MIN	8
7-1447181-4	FSA-21A-14	2.54	25.4	3.18	0.35MAX	0.55MAX	φ0.32	0.25MIN	14
7-1447181-8	FSA-21A-15-1	2.54	25.4	2.5	0.35MAX	0.55MAX	φ0.32	0.25MIN	15
7-1447181-9	FSA-21A-16	2.54	25.4	3.18	0.35MAX	0.55MAX	φ0.32	0.25MIN	16
9-1447181-0	FSA-21A-27	2.54	25.4	3.18	0.35MAX	0.55MAX	φ0.32	0.25MIN	27
9-1447181-6	FSA-21A-5	2.54	25.4	3.18	0.35MAX	0.55MAX	φ0.32	0.25MIN	5
9-1447181-9	FSA-21A-9	2.54	25.4	3.18	0.35MAX	0.55MAX	φ0.32	0.25MIN	9

THIS DRAWING IS A CONTROLLED DOCUMENT.		DWN	29SEP2009		 TE Connectivity		
DIMENSIONS: MM		CHK	02OCT2015				
		TOLERANCES UNLESS OTHERWISE SPECIFIED:		NAME			
MATERIAL		FINISH		FLEX STRIP JUMPER UL 5264			
		0 PLC ± 1 PLC ± 2 PLC ± 3 PLC ± 4 PLC ± ANGLES ±		PRODUCT SPEC			
				APPLICATION SPEC			
				SIZE	CAGE CODE	DRAWING NO	RESTRICTED TO
				—	—	A3 00779 C-2040461	—
				CUSTOMER DRAWING		SCALE	SHEET
				—		NTS	8 of 9
						REV	A

THIS DRAWING IS UNPUBLISHED. RELEASED FOR PUBLICATION  
 © COPYRIGHT - Tyco Electronics Japan G.K. ALL RIGHTS RESERVED.

LOC	DIST	REVISIONS				
P	LTR	DESCRIPTION	DATE	DWN	APVD	
J	—	—	—	—	—	
	—	SEE SHEET 1	—	—	—	

## FSA SERIES No.6

P/N	Description	Pitch (A)	Tape Length (B)	Pin Length (C)	Tape Thickness (D)	Tape Thickness (E)	Pin Diameter (F)	Margin (G)	POS
1447182-1	FSA-22.5A-12	2.54	63.5	3.18	0.35MAX	0.55MAX	φ0.32	0.25MIN	12
1447182-2	FSA-22.5A-14	2.54	63.5	3.18	0.35MAX	0.55MAX	φ0.32	0.25MIN	14
1-1447182-1	FSA-22.5A-5	2.54	63.5	3.18	0.35MAX	0.55MAX	φ0.32	0.25MIN	5
1-1447182-9	FSA-22A-15	2.54	50.8	3.18	0.35MAX	0.55MAX	φ0.32	0.25MIN	15
2-1447182-6	FSA-22A-20	2.54	50.8	3.18	0.35MAX	0.55MAX	φ0.32	0.25MIN	20
4-1447182-8	FSA-23A-21	2.54	76.2	3.18	0.35MAX	0.55MAX	φ0.32	0.25MIN	21

THIS DRAWING IS A CONTROLLED DOCUMENT.		DWN H.MAKIGUCHI	29SEP2009	<b>STE</b> TE Connectivity	
DIMENSIONS: MM		CHK N.YAMASAKI	02OCT2015		
TOLERANCES UNLESS OTHERWISE SPECIFIED:		APVD H.MAKIGUCHI	02OCT2015	NAME FLEX STRIP JUMPER UL 5264	
0 PLC ±		PRODUCT SPEC		—	
1 PLC ±		APPLICATION SPEC		—	
2 PLC ±		WEIGHT		—	
3 PLC ±		SIZE		A3	
4 PLC ±		CAGE CODE		00779	
ANGLES ±		DRAWING NO		C-2040461	
FINISH		RESTRICTED TO		—	
MATERIAL		CUSTOMER DRAWING		SCALE NTS	
		SHEET		9 OF 9	
		REV		A	