

3-2232532-3 ✓ ACTIVE



[RAST](#) | [RAST 5D](#)

TE Internal #: 3-2232532-3

PCB Mount Header, Vertical, Wire-to-Board, 3 Position, 5 mm [.197 in] Centerline, Fully Shrouded, Tin (Sn), Through Hole - Solder, Power, RAST 5D

[View on TE.com >](#)

Connectors > PCB Connectors > PCB Headers & Receptacles



PCB Connector Type: **PCB Mount Header**

PCB Mount Orientation: **Vertical**

Connector System: **Wire-to-Board**

Number of Positions: **3**

Centerline (Pitch): **5 mm [.197 in]**

Features

Product Type Features

PCB Connector Type	PCB Mount Header
Connector System	Wire-to-Board
Header Type	Fully Shrouded
Sealable	No
Connector & Contact Terminates To	Printed Circuit Board
Connector Product Type	Connector Assembly

Configuration Features

Number of Columns	3
PCB Mount Orientation	Vertical
Number of Positions	3
Number of Rows	1

Electrical Characteristics

Operating Voltage	250 VAC
-------------------	---------

Body Features



Primary Product Color	Natural
-----------------------	---------

Contact Features

Contact Underplating Material	Nickel
Contact Underplating Material Thickness	1.27 μm [50 μin]
PCB Contact Termination Area Plating Material Finish	Matte
Mating Tab Width	6.3 mm[.248 in]
PCB Contact Termination Area Plating Material Thickness	3.81 μm [150 μin]
Contact Shape & Form	Rectangular
Contact Layout	Inline
Contact Base Material	Brass
Mating Tab Thickness	.8 mm[.032 in]
Contact Mating Area Plating Material	Tin (Sn)
Contact Mating Area Plating Material Finish	Matte
Contact Mating Area Plating Material Thickness	3.81 μm [150 μin]
Contact Type	Tab
Contact Current Rating (Max)	16 A
PCB Contact Termination Area Plating Material	Tin

Termination Features

Square Termination Post & Tail Dimension	.8 mm[.032 in]
Termination Method to PCB	Through Hole - Solder

Mechanical Attachment

Mating Alignment Type	Keyed, Polarization
PCB Mount Alignment Type	Locating Posts
PCB Mount Alignment	With
Mating Retention	With
PCB Mount Retention	Without
Connector Mounting Type	Board Mount
Mating Alignment	With

Housing Features

Centerline (Pitch)	5 mm[.197 in]
Housing Material	Nylon

Dimensions



Connector Width	14.9 mm[.58 in]
Connector Height	12.8 mm[.503 in]
Connector Length	17.3 mm[.681 in]

Usage Conditions

Operating Temperature Range	-40 – 120 °C[-40 – 248 °F]
-----------------------------	----------------------------

Operation/Application

Circuit Application	Power
---------------------	-------

Industry Standards

Compatible With Agency/Standards Products	UL
Compatible With Approved Standards Products	UL E28476
UL Flammability Rating	UL 94V-0

Packaging Features

Packaging Method	Loose Piece
------------------	-------------

Product Compliance

[For compliance documentation, visit the product page on TE.com>](#)

EU RoHS Directive 2011/65/EU	Compliant
EU ELV Directive 2000/53/EC	Compliant
China RoHS 2 Directive MIIT Order No 32, 2016	No Restricted Materials Above Threshold
EU REACH Regulation (EC) No. 1907/2006	Current ECHA Candidate List: JAN 2025 (247) Candidate List Declared Against: JAN 2025 (247) Does not contain REACH SVHC
Halogen Content	Not Low Halogen - contains Br or Cl > 900 ppm.
Solder Process Capability	Not reviewed for solder process capability

Product Compliance Disclaimer

This information is provided based on reasonable inquiry of our suppliers and represents our current actual knowledge based on the information they provided. This information is subject to change. The part numbers that TE has identified as EU RoHS compliant have a maximum concentration of 0.1% by weight in homogenous materials for lead, hexavalent chromium, mercury, PBB, PBDE, DBP, BBP, DEHP, DIBP, and 0.01% for cadmium, or qualify for an exemption to these limits as defined in the Annexes of Directive 2011/65/EU (RoHS2). Finished electrical and electronic equipment products will be CE marked as required by Directive 2011/65/EU. Components may not be CE marked. Additionally, the part numbers that TE has identified as EU ELV compliant have a maximum concentration of 0.1% by weight in homogenous materials for lead, hexavalent chromium, and mercury, and 0.01% for cadmium, or qualify for an exemption to these limits as defined in the Annexes of Directive 2000/53/EC (ELV). Regarding the REACH Regulation, the information TE provides

on SVHC in articles for this part number is based on the latest European Chemicals Agency (ECHA) 'Guidance on requirements for substances in articles' posted at this URL: <https://echa.europa.eu/guidance-documents/guidance-on-reach>


Compatible Parts



TE Part # 7-2232532-3
3P, PL RAST 5 Tab Header, TH,Vertical



TE Part # 1-2232532-4
4P, PL RAST 5 Tab Header, TH,Vertical



TE Part # 3-2232611-3
3P, PL RAST 5 Tab Header, TH, Sel Pin, V



TE Part # 4-2232532-3
3P, PL RAST 5 Tab Header, TH,Vertical



TE Part # 6-2232532-3
3P, PL RAST 5 Tab Header, TH,Vertical



TE Part # 2232532-8
8P, PL RAST 5 Tab Header, TH,Vertical



TE Part # 3-2232532-8
8P, PL RAST 5 Tab Header, TH,Vertical



TE Part # 9-2232532-3
3P, RAST 5 TAB HEADER, THV, TUBE PECKAGE



TE Part # 3-2232532-2
2P, PL RAST 5 Tab Header, TH, Vertical



TE Part # 2232532-5
5P, PL RAST 5 Tab Header, TH,Vertical



TE Part # 1-2232532-6
6P, PL RAST 5 Tab Header, TH,Vertical




TE Part # 1-2232532-5
5P, PL RAST 5 Tab Header, TH,Vertical



TE Part # 2232532-3
3P, PL RAST 5 Tab Header, TH, Vertical


Also in the Series | RAST 5D




Card Edge Connector Housings(21)



Connector Contacts(10)



Insertion & Extraction Tools(1)




PCB Headers & Receptacles(70)



Power Contacts(1)



Rectangular Power Connectors(119)



Wire-to-Board Headers & Receptacles (70)

Customers Also Bought



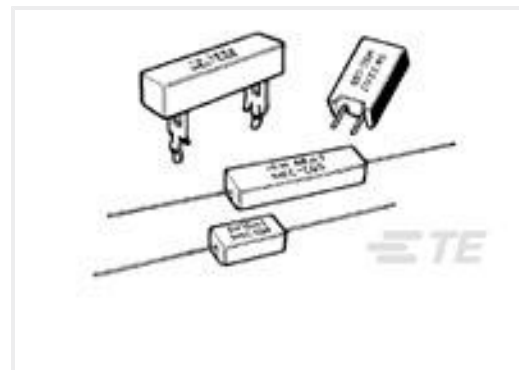
TE Part #YD369-B99-NS400000
369 9 WAY PANEL MNT REC, 90 PCB GOLD,SKT



TE Part #YD369-B99-NP400000
369 9 WAY PANEL MNT REC, 90 PCB GOLD,PIN



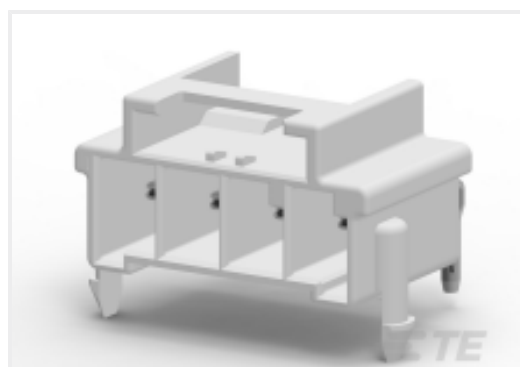
TE Part #YD369-B99-AP400000
369 9 WAY PANEL MNT REC, 90 PCB GOLD,PIN




TE Part #2-1623795-3
SQP2 R047 5% WIRE



TE Part #1-1630019-4
HSC200 2K4 5%



TE Part #1-1969694-4
PTL 1X4 PCB HEADER R/A HITEMP KEY A LGR



TE Part #9-2176397-4
3502 7K5 1%



TE Part #YDTS24T21-35SNV001
RECP ASSY



TE Part #YDTS24T15-18PNV001
RECP ASSY

Documents



Product Drawings

[3P, PL RAST 5 Tab Header, TH,Vertical](#)

English

CAD Files

[3D PDF](#)

3D

Customer View Model

[ENG_CVM_CVM_3-2232532-3_B.2d_dxf.zip](#)

English

Customer View Model

[ENG_CVM_CVM_3-2232532-3_B.3d_igs.zip](#)

English

Customer View Model

[ENG_CVM_CVM_3-2232532-3_B.3d_stp.zip](#)

English

By downloading the CAD file I accept and agree to the [Terms and Conditions](#) of use.

Datasheets & Catalog Pages

[RAST Connector System Catalog](#)

English

Product Specifications

[Product Specification](#)

English

Agency Approvals

[VDE Certificate](#)

English