# 3-1734742-0 SUPERSEDED

FPC

TE Internal #: 3-1734742-0

TE Internal Description: .5 FPC VT ZIF Type-A 30 CONT

View on TE.com >

Connectors > PCB Connectors > Wire-to-Board Connectors > FFC, FPC & Ribbon Connectors > FPC Connectors



Centerline (Pitch): **.5 mm [ .02 in ]**

Insertion Force Type: **Zero Insertion Force (ZIF)**

PCB Mount Orientation: **Vertical**

Termination Method to PCB: **Surface Mount**

FPC Actuator Type: **Stuffer**

## Features

### Product Type Features

| | |
|---|---|
| PCB Connector Type | PCB Mount Receptacle |
| Connector & Contact Terminates To | Flexible Printed Circuit (FPC) |
| Connector Product Type | Connector Assembly |
| Connector System | Flex-to-Board |
| Insertion Force Type | Zero Insertion Force (ZIF) |
| FPC Actuator Type | Stuffer |

### Configuration Features

| | |
|---|---|
| Compatible With Wire & Cable Type | FFC, FPC |
| Number of Rows | 1 |
| PCB Mount Orientation | Vertical |
| Number of Positions | 30 |

### Electrical Characteristics

| | |
|---|---|
| Operating Voltage | 50 VAC |

### Body Features

| | |
|---|---|
| Primary Product Color | Black |

### Contact Features

| | |
|---|---|
| Contact Current Rating (Max) | .5 A |
| PCB Contact Termination Area Plating Material Thickness | .03 µm[120 µin] |
| Contact Shape & Form | Single Beam |

| | |
|---|---|
| Contact Layout | Staggered Type A |
| Contact Base Material | Phosphor Bronze |
| PCB Contact Termination Area Plating Material | Gold |
| Contact Type | Socket |
| Contact Mating Area Plating Material Thickness | .007 µm[30 µin] |
| Contact Mating Area Plating Material | Gold Flash |

## Termination Features

| | |
|---|---|
| Termination Method to PCB | Surface Mount |

## Mechanical Attachment

| | |
|---|---|
| Connector Mounting Type | Board Mount |
| Mating Alignment | With |
| PCB Mount Retention | With |
| PCB Mount Alignment | Without |

## Housing Features

| | |
|---|---|
| Housing Material | PA 9T GF |
| Centerline (Pitch) | .5 mm[.02 in] |

## Dimensions

| | |
|---|---|
| Connector Width | 3.8 mm[.15 in] |
| Accepts Flex Cable Thickness | .3 mm[.012 in] |
| Connector Height | 4.15 mm[.163 in] |
| Connector Length | 20.7 mm[.815 in] |

## Usage Conditions

| | |
|---|---|
| Operating Temperature Range | -20 – 85 °C[-4 – 185 °F] |

## Operation/Application

| | |
|---|---|
| Circuit Application | Signal |

## Identification Marking

| | |
|---|---|
| Circuit Identification Feature | Without |

## Packaging Features

| | |
|---|---|
| Packaging Method | Tape |
| Packaging Quantity | 1000 |

# Product Compliance

For compliance documentation, visit the product page on TE.com>

| | |
|---|---|
| EU RoHS Directive 2011/65/EU | Compliant |
| EU ELV Directive 2000/53/EC | Compliant |
| China RoHS 2 Directive MIIT Order No 32, 2016 | 有害物质含量符合标准要求 No Restricted Substance(s) Above Threshold |
| EU REACH Regulation (EC) No. 1907/2006 | Current ECHA Candidate List: JUNE 2025 (250)<br>Candidate List Declared Against: JAN 2025 (247)<br>Does not contain REACH SVHC |
| Halogen Content | Not Low Halogen - contains Br or Cl > 900 ppm. |
| Solder Process Capability | Reflow solder capable to 260°C |

Product Compliance Disclaimer

This information is provided based on reasonable inquiry of our suppliers and represents our current actual knowledge based on the information they provided. This information is subject to change. The part numbers that TE has identified as EU RoHS compliant have a maximum concentration of 0.1% by weight in homogenous materials for lead, hexavalent chromium, mercury, PBB, PBDE, DBP, BBP, DEHP, DIBP, and 0.01% for cadmium, or qualify for an exemption to these limits as defined in the Annexes of Directive 2011/65/EU (RoHS2). Finished electrical and electronic equipment products will be CE marked as required by Directive 2011/65/EU. Components may not be CE marked. Additionally, the part numbers that TE has identified as EU ELV compliant have a maximum concentration of 0.1% by weight in homogenous materials for lead, hexavalent chromium, and mercury, and 0.01% for cadmium, or qualify for an exemption to these limits as defined in the Annexes of Directive 2000/53/EC (ELV). Regarding the REACH Regulation, the information TE provides on SVHC in articles for this part number is based on the latest European Chemicals Agency (ECHA) 'Guidance on requirements for substances in articles' posted at this URL: https://echa.europa.eu/guidance-documents/guidance-on-reach

## Customers Also Bought



TE Part #474811-E
SRCA 1,27 8 M 1-KS SMD 137 E1 094 * GURT



TE Part #DT13-4P
HDR, 4P, GRY, RA, NI/CU



TE Part #1-770969-0
06P MINI UMNL R/A HDR ASSY SN



TE Part #2176088-3
RP 1J 0.166W 787R 0.1% 25PPM 1K RL



TE Part #1-2176340-9
CRGCQ 0603 1K0 5%



TE Part #6-2176379-1
RQ 0805 453R 0.1% 10PPM 5K RL



TE Part #1-2834236-2
2P REC, IP67 R/A SMT CONN,NATURE



TE Part #103916-2
20 SYSTEM 50 HDR DRST UNSHRD



TE Part #1734742-6
.5 FPC VT ZIF Type-A 6 CONT



TE Part #1-1734742-8
.5 FPC VT ZIF Type-A 18 CONT

## Documents

### CAD Files

Customer View Model

ENG_CVM_CVM_3-1734742-0_O.2d_dxf.zip

English

3D PDF

3D

Customer View Model

ENG_CVM_CVM_3-1734742-0_O.3d_igs.zip

English

Customer View Model

ENG_CVM_CVM_3-1734742-0_O.3d_stp.zip

English

By downloading the CAD file I accept and agree to the Terms and Conditions of use.

### Datasheets & Catalog Pages

1-1773959-7-FPC-Connectors-CN

English

FPC Connector Family

English

### Product Specifications

Product Specification

English