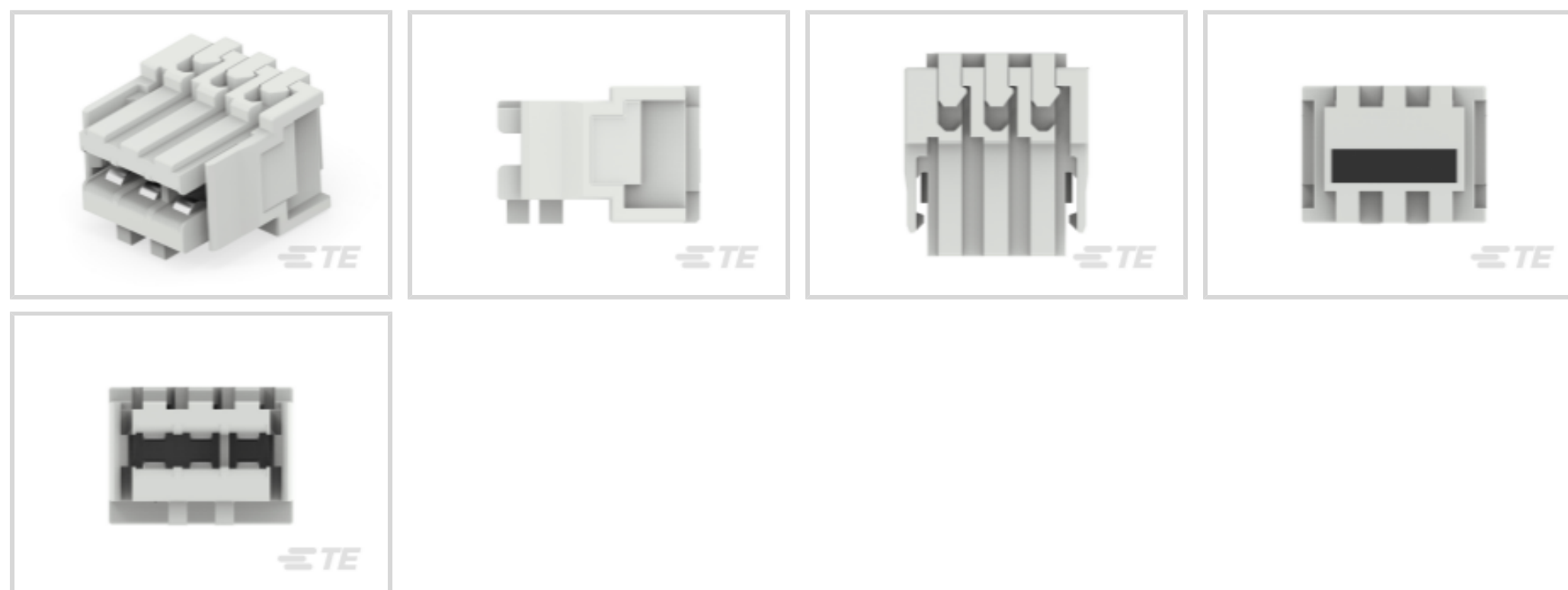




Connectors > PCB Connectors > Card Edge Connectors > Standard Edge Connectors



Connector System: **Wire-to-Board**

Number of Positions: **3**

Centerline (Pitch): **2.5 mm [.098 in]**

Termination Method to Wire & Cable: **Insulation Displacement (IDC)**

Number of Rows: **1**

Features

Product Type Features

Connector System	Wire-to-Board
Connector & Housing Type	Plug
Connector & Contact Terminates To	Wire & Cable

Configuration Features

Card Entry Style	Side
Compatible With Wire & Cable Type	Discrete Wire
Number of Positions	3
Number of Rows	1
Connector Contact Load Condition	Fully Loaded

Electrical Characteristics

Operating Voltage	63 VAC
-------------------	--------

Body Features

Keying Between Cavity Locations	2&3
Primary Product Color	Natural

Contact Features

--	--

PCB Contact Termination Area Plating Material Thickness	4 – 10 µm
Contact Mating Area Plating Material	Tin (Sn)
Contact Retention Within Housing	Without
Contact Base Material	Phosphor Bronze
Contact Type	Socket
Contact Current Rating (Max)	2 A

Termination Features

Termination Method to Wire & Cable	Insulation Displacement (IDC)
------------------------------------	-------------------------------

Mechanical Attachment

Mating Retention	With
Mating Alignment Type	Keyed
Mating Alignment	With
PCB Mount Retention	With
PCB Mount Alignment	With

Housing Features

Housing Entry Configuration	Both Ends Closed
Centerline (Pitch)	2.5 mm [.098 in]
Housing Material	PBT GF

Dimensions

Card Slot Depth	5 mm
PCB Thickness (Recommended)	1.5 mm [.059 in]
Compatible Insulation Diameter Range	1.3 – 2.1 mm [.05 – .08 in]
Connector Height	7.35 mm
Wire Size	24 – 22 AWG

Operation/Application

Circuit Application	Signal
---------------------	--------

Packaging Features

Packaging Method	Tray
------------------	------

Product Compliance

For compliance documentation, visit the product page on [TE.com](https://www.te.com)>

EU RoHS Directive 2011/65/EU	Compliant
------------------------------	-----------



EU ELV Directive 2000/53/EC

Compliant

China RoHS 2 Directive MIIT Order No 32, 2016

有害物质含量符合标准要求 No Restricted Substance(s) Above Threshold

EU REACH Regulation (EC) No. 1907/2006

Current ECHA Candidate List: JUNE 2025 (250)
Candidate List Declared Against: JAN 2024 (240)
Does not contain REACH SVHC

Halogen Content

Not Low Halogen - contains Br or Cl > 900 ppm.


Solder Process Capability

Not reviewed for solder process capability


Product Compliance Disclaimer

This information is provided based on reasonable inquiry of our suppliers and represents our current actual knowledge based on the information they provided. This information is subject to change. The part numbers that TE has identified as EU RoHS compliant have a maximum concentration of 0.1% by weight in homogenous materials for lead, hexavalent chromium, mercury, PBB, PBDE, DBP, BBP, DEHP, DIBP, and 0.01% for cadmium, or qualify for an exemption to these limits as defined in the Annexes of Directive 2011/65/EU (RoHS2). Finished electrical and electronic equipment products will be CE marked as required by Directive 2011/65/EU. Components may not be CE marked. Additionally, the part numbers that TE has identified as EU ELV compliant have a maximum concentration of 0.1% by weight in homogenous materials for lead, hexavalent chromium, and mercury, and 0.01% for cadmium, or qualify for an exemption to these limits as defined in the Annexes of Directive 2000/53/EC (ELV). Regarding the REACH Regulation, the information TE provides on SVHC in articles for this part number is based on the latest European Chemicals Agency (ECHA) 'Guidance on requirements for substances in articles' posted at this URL: <https://echa.europa.eu/guidance-documents/guidance-on-reach>

Customers Also Bought




TE Part #1969779-1
6POS UMNL W/ INTERFACE & WIRE SEAL



TE Part #2293372-9
AMP MONO-SHAPE PCB CONN



TE Part #1-2293382-4
AMP MONO-SHAPE TAB CONN 4P



TE Part #2304527-5
AMP DUOPLUG MK2 CONNECTOR 5P SELECTIVE



TE Part #2306286-7
7P DUOPLUG MARK II SIDE LOCKING, FUL



TE Part #5-2306286-5
5P DUOPLUG MARK II SIDE LOCKING, FUL



TE Part #2306287-6
6P DUOPLUG MARK II SIDE LOCKING, SEL



TE Part #2306287-7
7P DUOPLUG MARK II SIDE LOCKING, SEL



Documents

Product Drawings

[Same as 284865-3 w/ alternative resin](#)

English

CAD Files

Customer View Model

[ENG_CVM_CVM_2402731-3_B.3d_igs.zip](#)

English

Customer View Model

[ENG_CVM_CVM_2402731-3_B.3d_stp.zip](#)

English

Customer View Model

[ENG_CVM_CVM_2402731-3_B.2d_dxf.zip](#)

English

3D PDF

3D

By downloading the CAD file I accept and agree to the [Terms and Conditions](#) of use.

Datasheets & Catalog Pages

[RAST Connector System Catalog](#)

English

Product Specifications

[Application Specification](#)

English

Agency Approvals

[VDE Certificate](#)

English