

2389274-1 ✓ ACTIVE

Z-PACK | Z-PACK 2mm HM

TE Internal #: 2389274-1

Hard Metric Backplane PCB Mount Receptacle,  $\leq 1$  Gb/s, 11

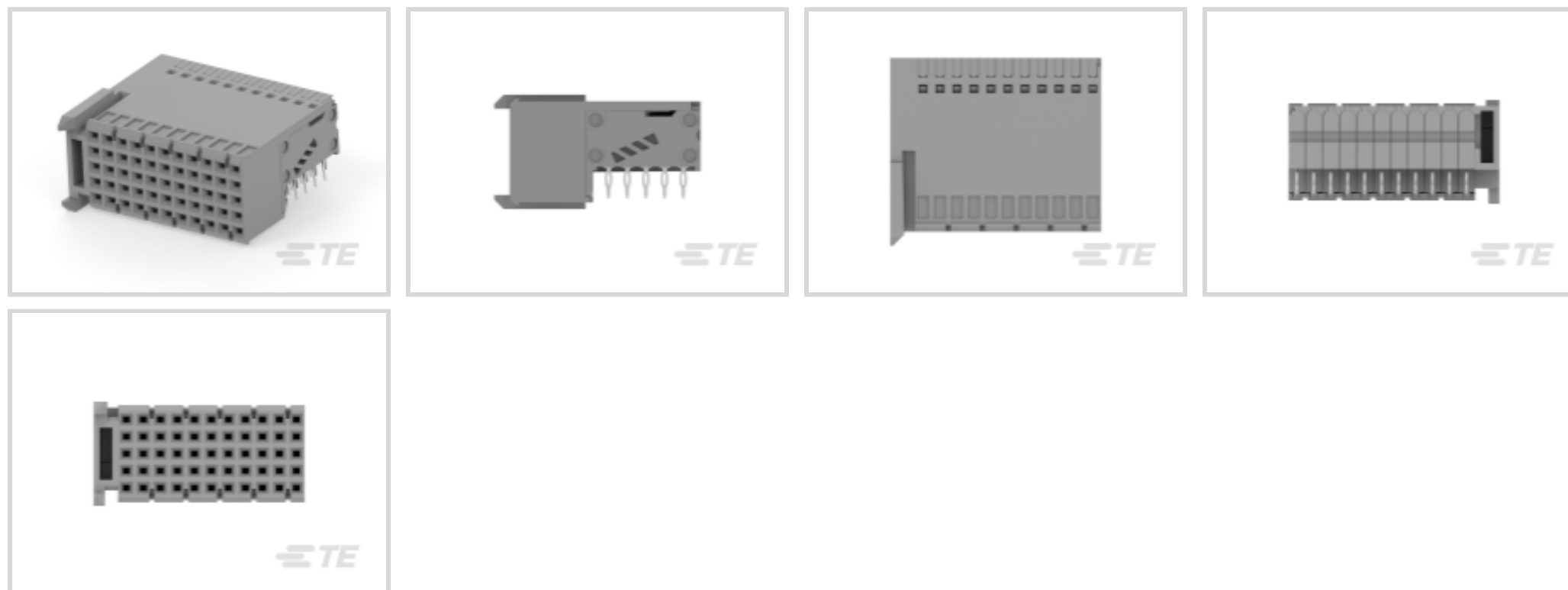
Column, 5 Row, Mezzanine, 55 Position, 2 mm [.078 in] Centerline,

Right Angle, Z-PACK 2mm HM

[View on TE.com >](#)



Connectors > PCB Connectors > Backplane Connectors > Hard Metric Backplane Connectors



PCB Connector Type: **PCB Mount Receptacle**

Data Rate:  $\leq 1$  Gb/s

Number of Columns: **11**

Number of Rows: **5**

Backplane Architecture: **Mezzanine**

## Features

### Product Type Features

Connector & Contact Terminates To	Printed Circuit Board
Backplane Interface Type	2mm HM
Connector System	Board-to-Board
PCB Connector Type	PCB Mount Receptacle
Sealable	No

### Configuration Features

Rows Loaded	A, B, C, D, E
Number of Columns	11
Number of Rows	5
Backplane Architecture	Mezzanine
Number of Positions	55
PCB Mount Orientation	Right Angle

### Signal Characteristics

Crosstalk Version	Standard
-------------------	----------



Data Rate	≤1 Gb/s
-----------	---------

### Body Features

Primary Product Color	Gray
-----------------------	------

### Contact Features

Contact Underplating Material	Nickel
-------------------------------	--------

Contact Mating Area Length	3.7 mm
----------------------------	--------

Contact Base Material	Phosphor Bronze
-----------------------	-----------------

CompactPCI Designation	None
------------------------	------

PCB Contact Termination Area Plating Material	Tin-Lead
---	----------

Feedthrough Post Length	3.7 mm
-------------------------	--------

Contact Type	Socket
--------------	--------

Contact Mating Area Plating Material	Gold (Au)
--------------------------------------	-----------

Contact Mating Area Plating Material Thickness	.76 μm[30 μin]
--	----------------

Contact Current Rating (Max)	1.5 A
------------------------------	-------

### Termination Features

Termination Method to PCB	Through Hole - Press-Fit
---------------------------	--------------------------

### Mechanical Attachment

Connector Mounting Type	Board Mount
-------------------------	-------------

Mating Alignment Type	Guide Lugs
-----------------------	------------

### Housing Features

Housing Material	PBT GF
------------------	--------

Centerline (Pitch)	2 mm[.078 in]
--------------------	---------------

### Dimensions

Backplane Module Length	25 mm
-------------------------	-------

### Usage Conditions

Operating Temperature Range	-55 – 125 °C[-67 – 257 °F]
-----------------------------	----------------------------

### Operation/Application

Shielded	No
----------	----

Circuit Application	Power & Signal
---------------------	----------------

### Industry Standards

UL Flammability Rating	UL 94V-0
------------------------	----------



### Packaging Features

Packaging Quantity	22
Packaging Method	Tray

### Product Compliance

[For compliance documentation, visit the product page on TE.com>](#)

EU RoHS Directive 2011/65/EU	Compliant
EU ELV Directive 2000/53/EC	Not Yet Reviewed
China RoHS 2 Directive MIIT Order No 32, 2016	有害物质含量符合标准要求 No Restricted Substance(s) Above Threshold
EU REACH Regulation (EC) No. 1907/2006	Current ECHA Candidate List: JUNE 2025 (250) Candidate List Declared Against: JAN 2024 (240) Does not contain REACH SVHC
Halogen Content	Not Low Halogen - contains Br or Cl > 900 ppm.
Solder Process Capability	Not reviewed for solder process capability


#### Product Compliance Disclaimer

This information is provided based on reasonable inquiry of our suppliers and represents our current actual knowledge based on the information they provided. This information is subject to change. The part numbers that TE has identified as EU RoHS compliant have a maximum concentration of 0.1% by weight in homogenous materials for lead, hexavalent chromium, mercury, PBB, PBDE, DBP, BBP, DEHP, DIBP, and 0.01% for cadmium, or qualify for an exemption to these limits as defined in the Annexes of Directive 2011/65/EU (RoHS2). Finished electrical and electronic equipment products will be CE marked as required by Directive 2011/65/EU. Components may not be CE marked. Additionally, the part numbers that TE has identified as EU ELV compliant have a maximum concentration of 0.1% by weight in homogenous materials for lead, hexavalent chromium, and mercury, and 0.01% for cadmium, or qualify for an exemption to these limits as defined in the Annexes of Directive 2000/53/EC (ELV). Regarding the REACH Regulation, the information TE provides on SVHC in articles for this part number is based on the latest European Chemicals Agency (ECHA) 'Guidance on requirements for substances in articles' posted at this URL: <https://echa.europa.eu/guidance-documents/guidance-on-reach>


### Compatible Parts



### Also in the Series | Z-PACK 2mm HM




Backplane Connector Housings(4)



Backplane Power Connectors(1)




Connector Caps &amp; Covers(62)



Hard Metric Backplane Connectors (264)



Insertion &amp; Extraction Tools(2)



PCB Headers &amp; Receptacles(46)



Rectangular Power Connectors(46)

## Customers Also Bought

TE Part #A55157-000  
HX-SCE-38.1-50-S1-4TE Part #1229590001  
RPS-16-10/2.0-9TE Part #206430-1  
RECPT, SZ 11-4, CPCTE Part #1469028-1  
HM-ZD 2PR RECP 40PTE Part #1571983-5  
GDH04STR04=DIP SWITCH

## Documents

### Product Drawings

Z-PACK/C F-REC 55P EON

English

### CAD Files

3D PDF

3D

Customer View Model

ENG\_CVM\_CVM\_2389274-1\_1.2d\_dxf.zip



English

Customer View Model

[ENG\\_CVM\\_CVM\\_2389274-1\\_1.3d\\_igs.zip](#)

English

Customer View Model

[ENG\\_CVM\\_CVM\\_2389274-1\\_1.3d\\_stp.zip](#)

English

By downloading the CAD file I accept and agree to the [Terms and Conditions](#) of use.

**Product Specifications**

[Application Specification](#)

English