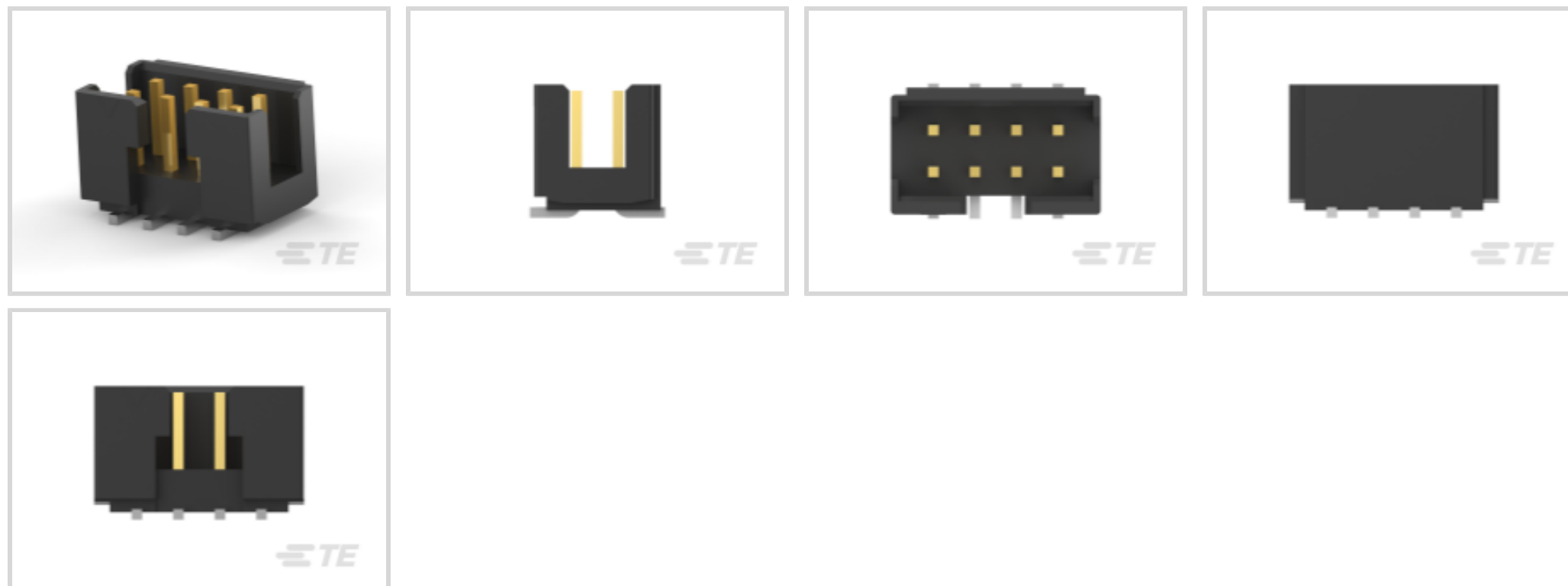




Connectors > PCB Connectors > PCB Headers & Receptacles



PCB Connector Type: PCB Mount Header

Connector System: Board-to-Board

Number of Positions: 8

Number of Rows: 2

Centerline (Pitch): 2 mm [.079 in]

Features

Product Type Features

PCB Connector Type	PCB Mount Header
Connector System	Board-to-Board
Header Type	Partially Shrouded
Connector & Contact Terminates To	Printed Circuit Board
Connector Product Type	Connector Assembly

Configuration Features

Number of Signal Positions	8
Connector Contact Load Condition	Fully Loaded
Stackable	No
Number of Positions	8
Number of Rows	2
PCB Mount Orientation	Vertical

Electrical Characteristics

Operating Voltage	125 VAC
Dielectric Withstanding Voltage (Max)	500 VAC

Body Features

Connector Profile	Standard
Primary Product Color	Black

Contact Features

Contact Underplating Material	Nickel
Contact Underplating Material Thickness	.5 μm [19.69 μin]
PCB Contact Termination Area Plating Material Finish	Bright
Mating Square Post Dimension	.5 mm[.02 in]
PCB Contact Termination Area Plating Material Thickness	2 μm [78.74 μin]
Contact Shape & Form	Square
Contact Layout	Inline
Contact Mating Area Length	3.7 mm[.145 in]
Contact Base Material	Brass
PCB Contact Termination Area Plating Material	Tin
Contact Mating Area Plating Material Thickness	.1 μm [3.94 μin]
Contact Mating Area Plating Material	Gold (Au)
Contact Type	Pin
Contact Current Rating (Max)	2 A

Termination Features

Square Termination Post & Tail Dimension	.5 mm[.02 in]
Termination Method to PCB	Surface Mount

Mechanical Attachment

Connector Mounting Type	Board Mount
-------------------------	-------------

Housing Features

Centerline (Pitch)	2 mm[.079 in]
Housing Material	PA 9T GF

Dimensions

Connector Width	6.1 mm[.24 in]
Connector Height	6.05 mm[.238 in]
Connector Length	10.1 mm[.398 in]
Row-to-Row Spacing	2 mm[.079 in]

Usage Conditions

Housing Temperature Rating	High
Operating Temperature Range	-40 – 125 °C[-40 – 257 °F]

Operation/Application

Assembly Process Feature	Without Pick and Place Cover
Circuit Application	Signal

Industry Standards

Compatible With Agency/Standards Products	UL
UL Rating	Recognized
Compatible With Approved Standards Products	UL E28476
UL Flammability Rating	UL 94V-0

Packaging Features

Packaging Method	Tube
------------------	------

Product Compliance

[For compliance documentation, visit the product page on TE.com>](#)

EU RoHS Directive 2011/65/EU	Compliant
EU ELV Directive 2000/53/EC	Compliant
China RoHS 2 Directive MIIT Order No 32, 2016	No Restricted Materials Above Threshold
EU REACH Regulation (EC) No. 1907/2006	Current ECHA Candidate List: JAN 2025 (247) Candidate List Declared Against: JAN 2025 (247) Does not contain REACH SVHC
Halogen Content	Not Low Halogen - contains Br or Cl > 900 ppm.
Solder Process Capability	Reflow solder capable to 260°C


Product Compliance Disclaimer

This information is provided based on reasonable inquiry of our suppliers and represents our current actual knowledge based on the information they provided. This information is subject to change. The part numbers that TE has identified as EU RoHS compliant have a maximum concentration of 0.1% by weight in homogenous materials for lead, hexavalent chromium, mercury, PBB, PBDE, DBP, BBP, DEHP, DIBP, and 0.01% for cadmium, or qualify for an exemption to these limits as defined in the Annexes of Directive 2011/65/EU (RoHS2). Finished electrical and electronic equipment products will be CE marked as required by Directive 2011/65/EU. Components may not be CE marked. Additionally, the part numbers that TE has identified as EU ELV compliant have a maximum concentration of 0.1% by weight in homogenous materials for lead, hexavalent chromium, and mercury, and 0.01% for cadmium, or qualify for an exemption to these limits as defined in the Annexes of Directive 2000/53/EC (ELV). Regarding the REACH Regulation, the information TE provides on SVHC in articles for this part number is based on the latest European Chemicals Agency (ECHA) 'Guidance on requirements for substances in articles' posted at this URL: <https://echa.europa.eu/guidance-documents/guidance-on-reach>


Compatible Parts



TE Part # 2316108-8
8P,2MM,REC,HSG,DR,CRIMP,PLAIN,BOX



TE Part # 2314824-8
8P,2MM,B-B,REC,DRV,T,2.7,0.1AU,TB,W/CAP



TE Part # 2314820-8
8P,2MM,B-B,REC,DRV,T,2.7,0.1AU,TB




TE Part # 2307817-8
8P,2MM,BB,REC,DRV,T,SMD,0.1AU,TR,W/CP




TE Part # 2307781-8
8P,2MM,B-B,REC,DRV,T,3.2,0.1AU,TUBE



TE Part # 2314812-8
8P,2MM,B-B,REC,DRV,T,2.0,0.1AU,TB,W/CAP



TE Part # 2307779-8
8P,2MM,B-B,REC,DRV,T,2.0,0.1AU,TR,W/CAP



TE Part # 2307780-8
8P,2MM,B-B,REC,DRV,T,2.7,0.1AU,TR,W/CAP



TE Part # 2314844-8
8P,2MM,B-B,REC,DRV,T,SMD,0.1AU,TB,W/CP


Also in the Series | AMPMODU 2 mm



Board-to-Board Headers & Receptacles(449)



Connector Contacts(17)



PCB Headers & Receptacles(460)



Rectangular Connector Housings(103)



Standard Rectangular Connectors(202)



Wire-to-Board Connector Assemblies & Housings(202)



Wire-to-Board Headers & Receptacles (53)


Customers Also Bought



TE Part #143060-000
1330-0600-10



TE Part #214779-E
EPSVA KS GD-8 EE 10 3,8 SN *
STROMVERSOR



TE Part #87227-5
10 MODII HDR DRST UNSHRD .100




TE Part #102312-1
UNIVERSAL HEADER LATCH




TE Part #1-534206-7
34 MODII VRT DR CE 100/115



TE Part #1-640456-5
15P MTA100 HDR ASSY F/L SQ STR




TE Part #1-1410271-1
MULTIGIG RT PWR .8" R/A HDR 4P
PBFR



TE Part #8-2176577-5
RLC73K 2B R422 1% 5K RL



TE Part #5102154-2
A/L UNIV HDR 14P VERT



TE Part #1410207-3
MULTIGIG RT T1 .8" DC SE F-RGT
PBFR

Documents

Product Drawings

8P,2MM,SHRD HDR,DRV,T,SMD,0.1AU,TB

English

CAD Files

3D PDF

3D

Customer View Model

[ENG_CVM_CVM_2373376-8_A.2d_dxf.zip](#)

English

Customer View Model

[ENG_CVM_CVM_2373376-8_A.3d_igs.zip](#)

English

Customer View Model

[ENG_CVM_CVM_2373376-8_A.3d_stp.zip](#)

English

By downloading the CAD file I accept and agree to the [Terms and Conditions](#) of use.



[Product Specifications](#)

[Application Specification](#)

English