1746817-1 ✔ ACTIVE

AMP | 0.64/025 Connector System

TE Internal #: 1746817-1

60 Position, Black, Wire Cover, PBT GF, -40 – 140 °C [-40 – 284 °F],
0.64/025 Connector System

View on TE.com >

Automotive Parts > Automotive Connector Accessories > Automotive Connector Caps & Covers



Number of Positions: **60**

Primary Product Color: **Black**

Protection & Strain Relief Accessory Type: **Wire Cover**

Primary Product Material: **PBT GF**

Strain Relief: **Without**

Features

Product Type Features

Sealable	Yes
Protection & Strain Relief Accessory Type	Wire Cover

Configuration Features

Number of Positions	60

Body Features

Primary Product Color	Black
Primary Product Material	PBT GF

Mechanical Attachment

Strain Relief	Without

Dimensions

Compatible Cable Bundle Diameter Range	20 mm[.787 in]

Usage Conditions

Operating Temperature (Max)	140 °C[284 °F]
Operating Temperature Range	-40 – 140 °C[-40 – 284 °F]

Industry Standards

UL Flammability Rating	UL 94HB

Packaging Features

Packaging Method	Bag

Packaging Quantity	300

Other

Serviceable	Yes

Product Compliance

For compliance documentation, visit the product page on TE.com>

EU RoHS Directive 2011/65/EU	Compliant
EU ELV Directive 2000/53/EC	Compliant
China RoHS 2 Directive MIIT Order No 32, 2016	有害物质含量符合标准要求 No Restricted Substance(s) Above Threshold
EU REACH Regulation (EC) No. 1907/2006	Current ECHA Candidate List: JUNE 2025 (250) Candidate List Declared Against: JUNE 2025 (250) Does not contain REACH SVHC
Halogen Content	Low Halogen - Br, Cl, F < 900 ppm per homogenous material. Also BFR/CFR/PVC Free
Solder Process Capability	Not applicable for solder process capability

Product Compliance Disclaimer

This information is provided based on reasonable inquiry of our suppliers and represents our current actual knowledge based on the information they provided. This information is subject to change. The part numbers that TE has identified as EU RoHS compliant have a maximum concentration of 0.1% by weight in homogenous materials for lead, hexavalent chromium, mercury, PBB, PBDE, DBP, BBP, DEHP, DIBP, and 0.01% for cadmium, or qualify for an exemption to these limits as defined in the Annexes of Directive 2011/65/EU (RoHS2). Finished electrical and electronic equipment products will be CE marked as required by Directive 2011/65/EU. Components may not be CE marked. Additionally, the part numbers that TE has identified as EU ELV compliant have a maximum concentration of 0.1% by weight in homogenous materials for lead, hexavalent chromium, and mercury, and 0.01% for cadmium, or qualify for an exemption to these limits as defined in the Annexes of Directive 2000/53/EC (ELV). Regarding the REACH Regulation, the information TE provides on SVHC in articles for this part number is based on the latest European Chemicals Agency (ECHA) 'Guidance on requirements for substances in articles' posted at this URL: https://echa.europa.eu/guidance-documents/guidance-on-reach

Compatible Parts



TE Part # CAT-T319-CH8172
TH/.025 CONNECTOR SYSTEM, HOUSING

Also in the Series | 0.64/025 Connector System



Automotive Connector Locks & Position Assurance(1)



Automotive Housings(173)



Automotive Seals & Cavity Plugs(2)



Automotive Signal & Power Connector Housings(173)



Other Automotive Connector Accessories(4)

Customers Also Bought



TE Part #HD34-24-21SN
REC, 21P, AL, N, 12/16, S



TE Part #CAT-D487-W416
Wedgelocks: DEUTSCH DT



TE Part #4-154719-0
POSITIVE LOCK (PL) RECEPTACLE



TE Part #160759-4
PL 250 TERMINAL REC 0.5-1.5 MM2 TPPHBZ

TE Part #170179-2
205 FASTON,REC.,18-14 AWG,TPBR

TE Part #170180-2
205 FASTON,REC.,18-14 AWG,TPBR

TE Part #284742-1
60 POS CONN + COVER AND CPS KI

TE Part #1718328-1
FIXING SLIDE



TE Part #2203663-6
2X9 SEALED PLUG ASSY KEY B

Documents

Product Drawings

SEALED EFI ECU 60P PLUG WIRE COVER

Japanese

CAD Files

3D PDF

3D

Customer View Model

ENG_CVM_CVM_1746817-1_F_c-1746817-1-f.2d_dxf.zip

English

Customer View Model

ENG_CVM_CVM_1746817-1_F_c-1746817-1-f.3d_igs.zip

English

Customer View Model

ENG_CVM_CVM_1746817-1_F_c-1746817-1-f.3d_stp.zip

English

By downloading the CAD file I accept and agree to the Terms and Conditions of use.

Product Specifications

Product Specification

Japanese

Product Specification

Japanese

Instruction Sheets

Instruction Sheet (non U.S.)

English

Instruction Sheet (non U.S.)

Japanese