

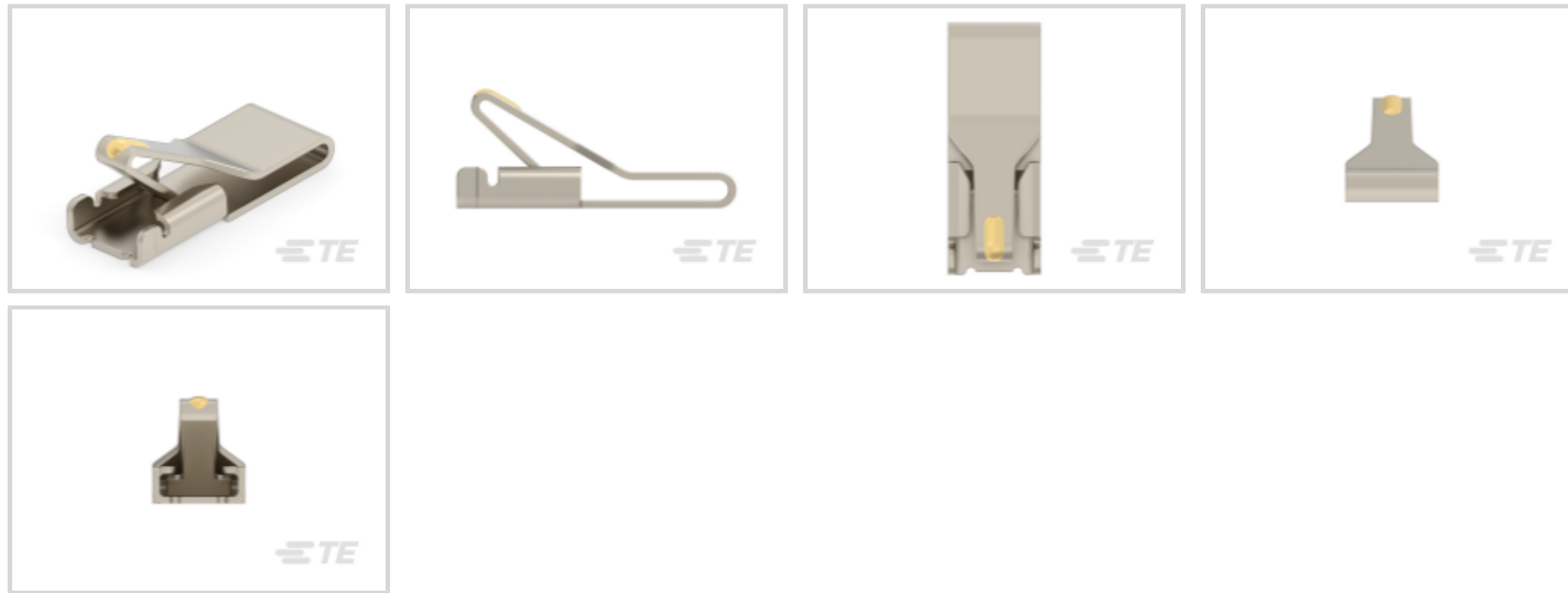


TE Internal #: 2329497-2

Ultra Small - C-Clip Spring Contact, .75 mm [.03 in] High, Side Protected, 1.15 mm [.045 in] Uncompressed Height, 2.7 mm [.106 in] Length

[View on TE.com >](#)

Connectors > Contacts > PCB Spring Contacts



Spring Finger Type: **Ultra Small - C-Clip**

Scalable: **No**

Side Protected: **Yes**

Uncompressed Height: **1.15 mm [.045 in]**

Product Length: **2.7 mm [.106 in]**

Features

Product Type Features

Connector & Contact Terminates To	Printed Circuit Board
Connector System	Board-to-Board
Spring Finger Type	Ultra Small - C-Clip
Scalable	No

Configuration Features

Number of Positions	1
Side Protected	Yes

Contact Features

Contact Underplating Material	Nickel
Contact Base Material	Stainless Steel
PCB Contact Termination Area Plating Material	Gold
Contact Working Range (Low)	.4 mm[.016 in]
Contact Working Range (High)	.75 mm[.03 in]
Point of Contact Area Plating Material	Gold



Contact Current Rating (Max)	1.5 A
------------------------------	-------

Dimensions

Uncompressed Height	1.15 mm [.045 in]
Product Length	2.7 mm [.106 in]
Product Width	1 mm [.039 in]

Usage Conditions

Operating Temperature Range	-40 – 85 °C [-40 – 185 °F]
-----------------------------	----------------------------

Operation/Application

Circuit Application	Power & Signal
---------------------	----------------

Packaging Features

Packaging Method	Tape & Reel
Packaging Quantity	10000

Product Compliance

[For compliance documentation, visit the product page on TE.com>](#)

EU RoHS Directive 2011/65/EU	Compliant
EU ELV Directive 2000/53/EC	Compliant
China RoHS 2 Directive MIIT Order No 32, 2016	No Restricted Materials Above Threshold
EU REACH Regulation (EC) No. 1907/2006	Current ECHA Candidate List: JAN 2025 (247) Candidate List Declared Against: JAN 2025 (247) Does not contain REACH SVHC
Halogen Content	Low Halogen - Br, Cl, F, I < 900 ppm per homogenous material. Also BFR/CFR/PVC Free
Solder Process Capability	Not reviewed for solder process capability

Product Compliance Disclaimer

This information is provided based on reasonable inquiry of our suppliers and represents our current actual knowledge based on the information they provided. This information is subject to change. The part numbers that TE has identified as EU RoHS compliant have a maximum concentration of 0.1% by weight in homogenous materials for lead, hexavalent chromium, mercury, PBB, PBDE, DBP, BBP, DEHP, DIBP, and 0.01% for cadmium, or qualify for an exemption to these limits as defined in the Annexes of Directive 2011/65/EU (RoHS2). Finished electrical and electronic equipment products will be CE marked as required by Directive 2011/65/EU. Components may not be CE marked. Additionally, the part numbers that TE has identified as EU ELV compliant have a maximum concentration of 0.1% by weight in homogenous materials for lead, hexavalent chromium, and mercury, and 0.01% for cadmium, or qualify for an exemption to these limits as defined in the Annexes of Directive 2000/53/EC (ELV). Regarding the REACH Regulation, the information TE provides on SVHC in articles for this part number is based on the latest European Chemicals Agency (ECHA) 'Guidance on requirements for substances in articles' posted at this URL: <https://echa.europa.eu/guidance-documents/guidance-on-reach>

Compatible Parts



TE Part # L001047-02
FPC ANT, FERRITE, 13.56MHZ,
28AWG, HRS



TE Part # L001047-01
FPC ANT, FERRITE, 13.56MHZ

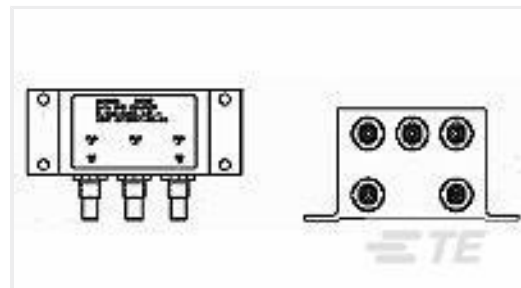


TE Part # 1513430-1
PCB ANTENNA SINGLE BAND TAPE
AND REELED



TE Part # 2292838-3
PLATED SPRING FINGER WITH
PACKAGING

Customers Also Bought



TE Part #608533-000
D-500-0255-533-1



TE Part #1410147-1
MULTIGIG RT T2 7RW DC DF CT



TE Part #1617756
FCA-410-CX4



TE Part #3-1879377-4
CRGH0805 5% 22R 0.33W



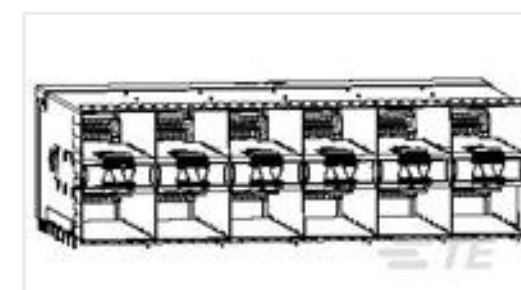
TE Part #2-2176049-0
RLP73N 1E R33 1% 1K RL



TE Part #7-2176231-6
3522 13K 1% 3W




TE Part #1-2176584-7
RLC73PD 2B R887 1% 1K RL



TE Part #2198339-7
zSFP+ STACKED 2X6 RECEPTACLE
ASSEMBLY



TE Part #2314513-1
10POS,TAB0.5X0.4,HDR ASSY,
180DEG,COD A



TE Part #2301210-1
ZSFP+ STACKED 2X12 RCPT ASSY,
EMI SPRING

Documents

[Product Drawings](#)
[SPRING FINGER 1.15H](#)

English

[CAD Files](#)
[3D PDF](#)



3D

Customer View Model

[ENG_CVM_CVM_2329497-2_A.2d_dxf.zip](#)

English

Customer View Model

[ENG_CVM_CVM_2329497-2_A.3d_igs.zip](#)

English

Customer View Model

[ENG_CVM_CVM_2329497-2_A.3d_stp.zip](#)

English

By downloading the CAD file I accept and agree to the [Terms and Conditions](#) of use.

Product Specifications

[Quality Specification](#)

English