

2320934-4 ✓ ACTIVE

AMP | AMPSEAL 16


TE Internal #: 2320934-4

4 Position Housing, Housing for Female Terminals, Wire-to-Wire,  
5.3 mm [.209 in] Centerline, Sealable, Gray, Wire & Cable,  
AMPSEAL 16

[View on TE.com >](#)



Automotive Parts > Automotive Connectors > Automotive Housings > AMPSEAL 16 Housings



Connector & Housing Type: **Housing for Female Terminals**

Number of Positions: **4**

Sealable: **Yes**

Operating Temperature Range: **-40 – 150 °C [ -40 – 302 °F ]**

Number of Rows: **2**

[All AMPSEAL 16 Housings \(224\)](#)

## Features

### Product Type Features

|                                   |                              |
|-----------------------------------|------------------------------|
| Mixed & Hybrid Connector          | No                           |
| Connector Shape                   | Rectangular                  |
| Connector & Housing Type          | Housing for Female Terminals |
| Sealable                          | Yes                          |
| Primary Locking Feature           | Integrated in Housing        |
| Connector System                  | Wire-to-Wire                 |
| Connector & Contact Terminates To | Wire & Cable                 |

### Configuration Features

|                       |   |
|-----------------------|---|
| Blank Cavity Position | 0 |
| Number of Positions   | 4 |
| Number of Rows        | 2 |

### Electrical Characteristics



|                   |         |
|-------------------|---------|
| Operating Voltage | 250 VDC |
|-------------------|---------|

|                              |      |
|------------------------------|------|
| Nominal Voltage Architecture | 12 V |
|------------------------------|------|

### Body Features

|                  |      |
|------------------|------|
| Cable Exit Angle | 180° |
|------------------|------|

|                       |      |
|-----------------------|------|
| Primary Product Color | Gray |
|-----------------------|------|

|                         |   |
|-------------------------|---|
| Connector & Keying Code | D |
|-------------------------|---|

### Contact Features

|              |       |
|--------------|-------|
| Contact Size | 1.6mm |
|--------------|-------|

|              |        |
|--------------|--------|
| Contact Type | Socket |
|--------------|--------|

|                     |                 |
|---------------------|-----------------|
| Mating Pin Diameter | 1.6 mm[.062 in] |
|---------------------|-----------------|

### Mechanical Attachment

|               |                  |
|---------------|------------------|
| Strain Relief | Add By Accessory |
|---------------|------------------|

|                             |     |
|-----------------------------|-----|
| Terminal Position Assurance | Yes |
|-----------------------------|-----|

|                       |       |
|-----------------------|-------|
| Mating Alignment Type | Keyed |
|-----------------------|-------|

|                  |      |
|------------------|------|
| Mating Alignment | With |
|------------------|------|

|                         |                            |
|-------------------------|----------------------------|
| Connector Mounting Type | Cable Mount (Free-Hanging) |
|-------------------------|----------------------------|

### Housing Features

|                  |        |
|------------------|--------|
| Housing Material | PBT GF |
|------------------|--------|

|                    |                 |
|--------------------|-----------------|
| Centerline (Pitch) | 5.3 mm[.209 in] |
|--------------------|-----------------|

### Dimensions

|                    |                 |
|--------------------|-----------------|
| Row-to-Row Spacing | 4.5 mm[.177 in] |
|--------------------|-----------------|

|               |                   |
|---------------|-------------------|
| Product Width | 25.33 mm[.997 in] |
|---------------|-------------------|

|                |                   |
|----------------|-------------------|
| Product Length | 36.7 mm[1.445 in] |
|----------------|-------------------|

|                  |                   |
|------------------|-------------------|
| Connector Height | 26.8 mm[1.055 in] |
|------------------|-------------------|

### Usage Conditions

|                             |                            |
|-----------------------------|----------------------------|
| Operating Temperature Range | -40 – 150 °C[-40 – 302 °F] |
|-----------------------------|----------------------------|

|                             |                |
|-----------------------------|----------------|
| Operating Temperature (Max) | 150 °C[302 °F] |
|-----------------------------|----------------|

### Industry Standards

|           |      |
|-----------|------|
| IP Rating | IP67 |
|-----------|------|

|                        |          |
|------------------------|----------|
| UL Flammability Rating | UL 94V-0 |
|------------------------|----------|

### Packaging Features

|                  |      |
|------------------|------|
| Packaging Method | Tube |
|------------------|------|



**Other**

|                                      |     |
|--------------------------------------|-----|
| Serviceable                          | Yes |
| Connector Position Assurance Capable | Yes |

**Product Compliance**

[For compliance documentation, visit the product page on TE.com>](#)

|   |  |
|---|--|
| EU RoHS Directive 2011/65/EU                  | Compliant  |
| EU ELV Directive 2000/53/EC                   | Compliant  |
| China RoHS 2 Directive MIIT Order No 32, 2016 | No Restricted Materials Above Threshold  |
| EU REACH Regulation (EC) No. 1907/2006        | Current ECHA Candidate List: JAN 2025 (247)<br>Candidate List Declared Against: JAN 2025 (247)<br>SVHC > Threshold:<br>Dodecamethylcyclhexasiloxane (D6) (.5% in 27519360984)<br>Decamethylcyclopentasiloxane (D5) (.5% in 27519360984)<br>Octamethylcyclotetrasiloxane (D4) (.5% in Component Part)<br><b>Article Safe Usage Statements:</b><br>Wash thoroughly after handling. Recycle if possible and dispose of the article by following all applicable governmental regulations relevant to your geographic location. |
| Halogen Content                               | Not Low Halogen - contains Br or Cl > 900 ppm.   |
| Solder Process Capability                     | Not reviewed for solder process capability   |


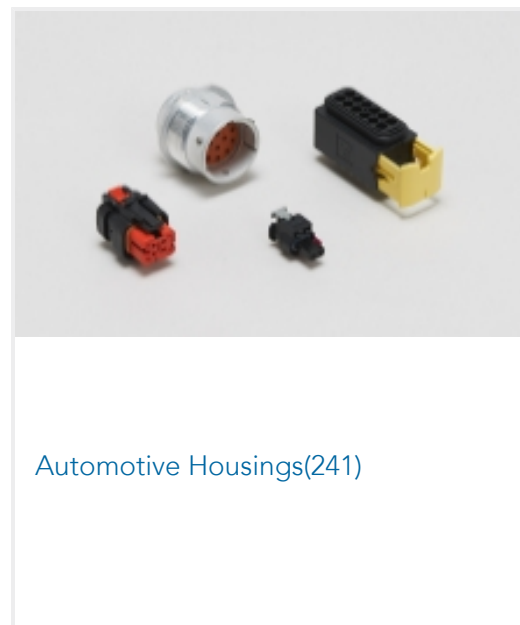
**Product Compliance Disclaimer**

This information is provided based on reasonable inquiry of our suppliers and represents our current actual knowledge based on the information they provided. This information is subject to change. The part numbers that TE has identified as EU RoHS compliant have a maximum concentration of 0.1% by weight in homogenous materials for lead, hexavalent chromium, mercury, PBB, PBDE, DBP, BBP, DEHP, DIBP, and 0.01% for cadmium, or qualify for an exemption to these limits as defined in the Annexes of Directive 2011/65/EU (RoHS2). Finished electrical and electronic equipment products will be CE marked as required by Directive 2011/65/EU. Components may not be CE marked. Additionally, the part numbers that TE has identified as EU ELV compliant have a maximum concentration of 0.1% by weight in homogenous materials for lead, hexavalent chromium, and mercury, and 0.01% for cadmium, or qualify for an exemption to these limits as defined in the Annexes of Directive 2000/53/EC (ELV). Regarding the REACH Regulation, the information TE provides on SVHC in articles for this part number is based on the latest European Chemicals Agency (ECHA) 'Guidance on requirements for substances in articles' posted at this URL: <https://echa.europa.eu/guidance-documents/guidance-on-reach>

**Compatible Parts**



Also in the Series | **AMPSEAL 16**



Customers Also Bought





## Documents

### Product Drawings

[AS16, PLUG ASSY, HT, 04P, E SEAL, CODE D](#)

English

### CAD Files

[3D PDF](#)

3D

Customer View Model

[ENG\\_CVM\\_CVM\\_2320934-4\\_A.2d\\_dxf.zip](#)

English

Customer View Model

[ENG\\_CVM\\_CVM\\_2320934-4\\_A.3d\\_igs.zip](#)

English

Customer View Model

[ENG\\_CVM\\_CVM\\_2320934-4\\_A.3d\\_stp.zip](#)

English

By downloading the CAD file I accept and agree to the [Terms and Conditions](#) of use.

### Product Specifications

[Application Specification](#)

English

### Agency Approvals

[UL Report](#)

English