2-292206-0 ✔ ACTIVE

AMP Mini CT

TE Internal #: 2-292206-0

PCB Mount Header, Right Angle, Wire-to-Board, 20 Position, 1.5 mm [.059 in] Centerline, Fully Shrouded, Tin (Sn), Through Hole - Solder, AMP Mini CT

View on TE.com >

Connectors > PCB Connectors > PCB Headers & Receptacles > MINI COMMON TERMINATION HEADERS



PCB Connector Type: **PCB Mount Header**

PCB Mount Orientation: **Right Angle**

Connector System: **Wire-to-Board**

Number of Positions: **20**

Centerline (Pitch): **1.5 mm [.059 in]**

All MINI COMMON TERMINATION HEADERS (39)

Features

Product Type Features

PCB Connector Type	PCB Mount Header
Connector System	Wire-to-Board
Header Type	Fully Shrouded
Sealable	No
Connector & Contact Terminates To	Printed Circuit Board
Connector Product Type	Connector Assembly

Configuration Features

PCB Mount Orientation	Right Angle
Number of Positions	20
Number of Rows	1

Electrical Characteristics

Operating Voltage	50 VDC

Body Features

Primary Product Color	Natural

Contact Features

Mating Square Post Dimension	.5 mm[.02 in]

PCB Contact Termination Area Plating Material Thickness	1 – 2 µm[39.37 – 78.73 µin]
Contact Shape & Form	Square
Contact Layout	Staggered
Contact Mating Area Length	2.4 mm[.095 in]
Contact Base Material	Brass
PCB Contact Termination Area Plating Material	Tin
Contact Mating Area Plating Material	Tin (Sn)
Contact Mating Area Plating Material Finish	Matte
Contact Mating Area Plating Material Thickness	1 µm[39.37 µin]
Contact Type	Pin
Contact Current Rating (Max)	2 A

Termination Features

Termination Post & Tail Length	3 mm[.118 in]
Square Termination Post & Tail Dimension	.5 mm[.02 in]
Termination Method to PCB	Through Hole - Solder

Mechanical Attachment

Panel Mount Feature	With
Mating Alignment Type	Polarization
PCB Mount Retention Type	Kinked Legs
PCB Mount Alignment	With
Mating Retention	With
PCB Mount Retention	With
Connector Mounting Type	Board Mount
Mating Alignment	With

Housing Features

Centerline (Pitch)	1.5 mm[.059 in]
Housing Material	Nylon GF

Dimensions

Connector Width	4.9 mm[.192 in]
PCB Thickness (Recommended)	1.6 mm[.063 in]
Connector Height	8.45 mm[.332 in]
Connector Length	32.5 mm[1.279 in]

Usage Conditions

Operating Temperature Range	-30 – 105 °C[-22 – 221 °F]

Operation/Application

Assembly Process Feature	Pick and Place Cover
Circuit Application	Signal

Industry Standards

Compatible With Agency/Standards Products	CSA, UL
Compatible With Approved Standards Products	CSA LR7189, UL E28476
UL Flammability Rating	UL 94V-0

Packaging Features

Packaging Quantity	450
Packaging Method	Box, Tray

Product Compliance

For compliance documentation, visit the product page on TE.com>

EU RoHS Directive 2011/65/EU	Compliant
EU ELV Directive 2000/53/EC	Compliant
China RoHS 2 Directive MIIT Order No 32, 2016	No Restricted Materials Above Threshold
EU REACH Regulation (EC) No. 1907/2006	Current ECHA Candidate List: JUNE 2025 (250) Candidate List Declared Against: JUNE 2025 (250) Does not contain REACH SVHC
Halogen Content	Not Low Halogen - contains Br or Cl > 900 ppm.
Solder Process Capability	Wave solder capable to 265°C

Product Compliance Disclaimer

This information is provided based on reasonable inquiry of our suppliers and represents our current actual knowledge based on the information they provided. This information is subject to change. The part numbers that TE has identified as EU RoHS compliant have a maximum concentration of 0.1% by weight in homogenous materials for lead, hexavalent chromium, mercury, PBB, PBDE, DBP, BBP, DEHP, DIBP, and 0.01% for cadmium, or qualify for an exemption to these limits as defined in the Annexes of Directive 2011/65/EU (RoHS2). Finished electrical and electronic equipment products will be CE marked as required by Directive 2011/65/EU. Components may not be CE marked. Additionally, the part numbers that TE has identified as EU ELV compliant have a maximum concentration of 0.1% by weight in homogenous materials for lead, hexavalent chromium, and mercury, and 0.01% for cadmium, or qualify for an exemption to these limits as defined in the Annexes of Directive 2000/53/EC (ELV). Regarding the REACH Regulation, the information TE provides on SVHC in articles for this part number is based on the latest European Chemicals Agency (ECHA) 'Guidance on requirements for substances in articles' posted at this URL: https://echa.europa.eu/guidance-documents/guidance-on-reach

Compatible Parts



TE Part # CAT-AM7053-H8172
Mini Common Termination (CT) Housings



TE Part # CAT-AM7053-C7671
Mini Common Termination Contacts



TE Part # 1-353293-3
MINI CT MT REC ASSY 13P GRAY



TE Part # 2-353293-0
MINI CT MT REC ASSY 20P GRAY



TE Part # 7-353293-0
MINI CT MT REC ASSY 20P BLUR

Also in the Series | AMP Mini CT



Connector Contacts(4)



Connector Hardware(10)



PCB Headers & Receptacles(332)



Rectangular Connector Housings(38)



Rectangular Power Connectors(76)



Standard Rectangular Connectors(172)



Wire-to-Board Connector Assemblies & Housings(114)



Wire-to-Board Headers & Receptacles (332)

Customers Also Bought



TE Part #CAT-D48-ST273
DEUTSCH Solid Contacts



TE Part #DT04-2P
REC, 2P, GRY, N



TE Part #CAT-D487-W416
Wedgelocks: DEUTSCH DT



TE Part #DT06-2S
PLG, 2P, GRY, N



TE Part #114017-ZZ
SEALING PLUG, SIZE 12/16, WHT

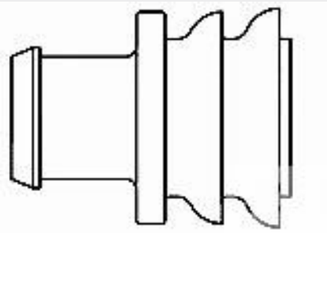

TE Part #281934-2
SINGLE WIRE SEAL



TE Part #CAT-AM71-CH8172
AMP SUPERSEAL 1.5MM, CONNECTOR HOUSING

Documents

CAD Files

3D PDF

3D

Customer View Model
ENG_CVM_CVM_2-292206-0_E1.2d_dxf.zip

English

Customer View Model
ENG_CVM_CVM_2-292206-0_E1.3d_igs.zip

English

Customer View Model
ENG_CVM_CVM_2-292206-0_E1.3d_stp.zip

English

By downloading the CAD file I accept and agree to the Terms and Conditions of use.

Product Specifications

Application Specification

English

Agency Approvals

UL

English