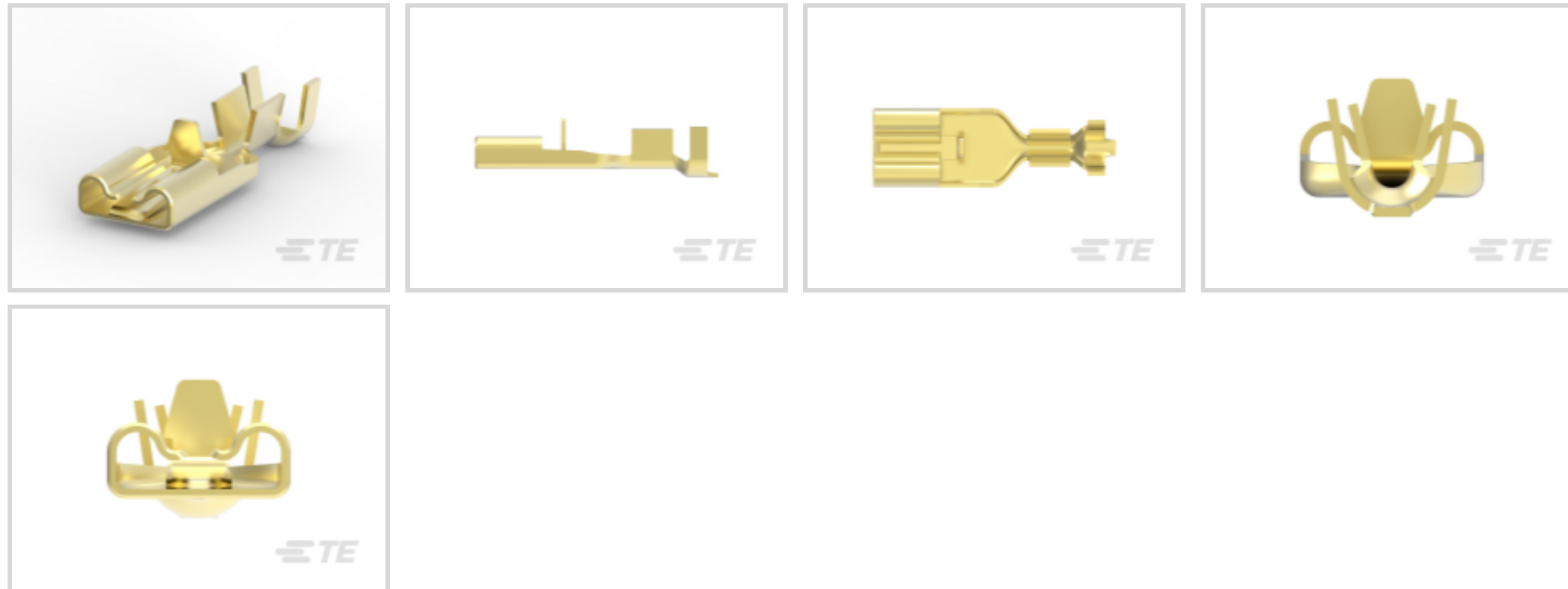




Terminals & Splices > Quick Disconnects

Quick Disconnect Terminal Type: **Receptacle**Wire Size: **.82 – 2.08 mm²**Mating Tab Width: **6.35 mm [.25 in]**Mating Tab Thickness: **.81 mm [.032 in]**

Features

Product Type Features

Insertion Force	Low
-----------------	-----

Configuration Features

Compatible With Wire & Cable Type	Discrete Wire
Connection Capacity	Single

Contact Features

Quick Disconnect Terminal Type	Receptacle
Mating Tab Width	6.35 mm [.25 in]
Mating Tab Thickness	.81 mm [.032 in]
Terminal Orientation	Straight
Contact Base Material	Brass
Terminal Plating Material	Tin
Crimp Type	F-Crimp
Barrel Type	Open

Termination Features



Product Terminates To	Wire & Cable
-----------------------	--------------

Mechanical Attachment

Wire Insulation Support	With
Mating Retention Type	Dimple

Dimensions

Product Length	22.5 mm [.886 in]
Compatible Insulation Diameter Range	2.29 – 3.94 mm [.09 – .155 in]
Terminal Material Thickness	.41 mm [.016 in]
Wire Size	.82 – 2.08 mm ²

Usage Conditions

Insulation Option	Uninsulated
Operating Temperature Range	-40 – 125 °C [-40 – 257 °F]

Industry Standards

Compatible With Agency/Standards Products	UL
---	----

Packaging Features

Packaging Quantity	6000
Packaging Method	Strip/Reel

Product Compliance

[For compliance documentation, visit the product page on TE.com>](#)

EU RoHS Directive 2011/65/EU	Compliant
EU ELV Directive 2000/53/EC	Compliant
China RoHS 2 Directive MIIT Order No 32, 2016	有害物质含量符合标准要求 No Restricted Substance(s) Above Threshold
EU REACH Regulation (EC) No. 1907/2006	Current ECHA Candidate List: JUNE 2025 (250) Candidate List Declared Against: JUNE 2025 (250) Does not contain REACH SVHC
Halogen Content	Low Halogen - Br, Cl, F < 900 ppm per homogenous material. Also BFR/CFR/PVC Free
Solder Process Capability	Not reviewed for solder process capability

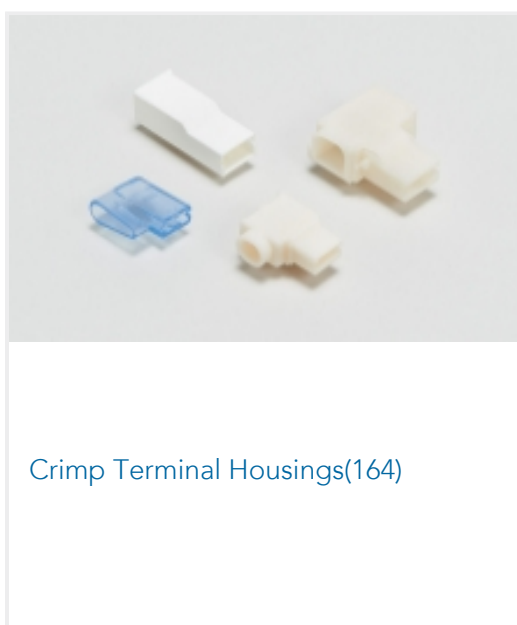
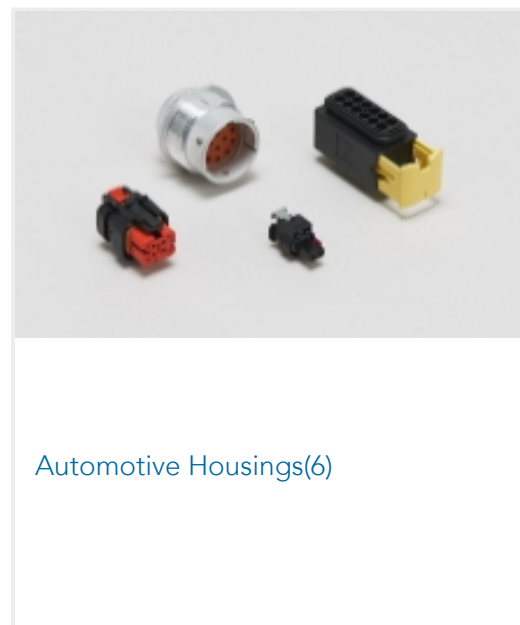
Product Compliance Disclaimer

This information is provided based on reasonable inquiry of our suppliers and represents our current actual knowledge based on the information they provided. This information is subject to change. The part numbers that TE has identified as EU RoHS compliant have a maximum concentration of 0.1% by weight in homogenous materials for lead, hexavalent chromium, mercury, PBB, PBDE, DBP, BBP, DEHP, DIBP, and 0.01% for cadmium, or qualify for an exemption to these limits as defined in the Annexes of Directive 2011/65/EU (RoHS2). Finished electrical and electronic equipment products will be CE marked as required by Directive 2011/65/EU. Components may not be CE marked. Additionally, the part numbers that TE has identified as EU ELV compliant have a maximum concentration of 0.1% by weight in homogenous materials for lead, hexavalent chromium, and mercury, and 0.01% for cadmium, or qualify for an exemption to these limits as defined in the Annexes of Directive 2000/53/EC (ELV). Regarding the REACH Regulation, the information TE provides on SVHC in articles for this part number is based on the latest European Chemicals Agency (ECHA) 'Guidance on requirements for substances in articles' posted at this URL: <https://echa.europa.eu/guidance-documents/guidance-on-reach>


Compatible Parts



Also in the Series | Mark II




Also in the Series | Positive Lock 250



Automotive Terminals(1)



Crimp Terminal Housings(164)



Insertion & Extraction Tools(3)

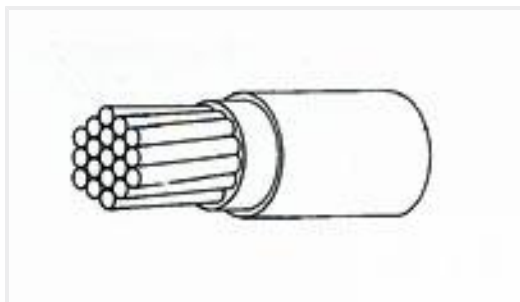


Insulation Boots & Sleeves(5)



Quick Disconnects(168)

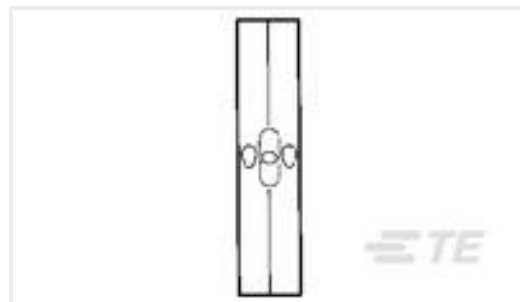
Customers Also Bought



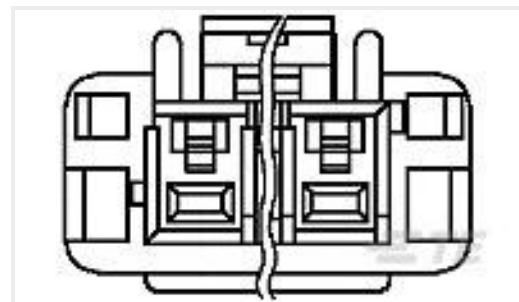
TE Part #218686-000
22759/34-16-2



TE Part #5-104362-8
09 MTE HDR SRST LATCH W/HLDWN



TE Part #330369
SPLICE,SOLIS BUTT 12-10



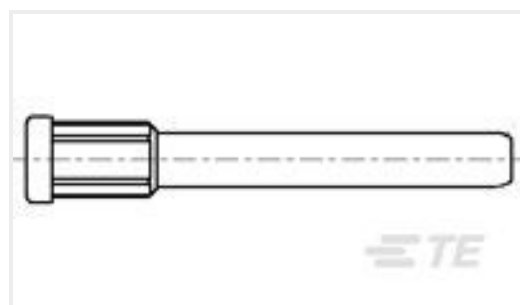
TE Part #1-1376391-2
5MM POWER KEY 6P PLUG HSG RED



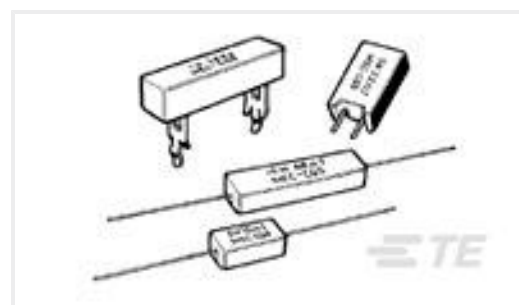
TE Part #1418994-1
AMP MCP 2.8 HSG.WITH SEC.10POS



TE Part #1586000-8
8P FH PLUG VAL-U-LOK V2



TE Part #1612108-4
025/040 CAVITY PLUG



TE Part #3-1623795-5
SQP5 3R3 5% WIRE



TE Part #1969825-4
EP 2.5 TPA RETAINER, 4 POS



TE Part #2232331-1
RPC-M12X-FF-8CON-M16-LBU

Documents



Product Drawings

[POS LOCK 250 Rec, MKII, 18-14 BR](#)

English

CAD Files

[3D PDF](#)

3D

Customer View Model

[ENG_CVM_CVM_2238155-2_B.2d_dxf.zip](#)

English

Customer View Model

[ENG_CVM_CVM_2238155-2_B.3d_igs.zip](#)

English

Customer View Model

[ENG_CVM_CVM_2238155-2_B.3d_stp.zip](#)

English

By downloading the CAD file I accept and agree to the [Terms and Conditions](#) of use.

Datasheets & Catalog Pages

[Positive Lock Receptacles](#)

English

[110_Positive_Lock_Housings](#)

English

[POS_LOCK_MII_ORG](#)

English

[2P_Positive_Lock_HSGS](#)

English

Product Specifications

[Product Specification](#)

English

Agency Approvals

[UL](#)

English