

2-1775099-1 ✓ ACTIVE

### ATX Power


TE Internal #: 2-1775099-1

PCB Mount Header, Vertical, Wire-to-Board, 6 Position, 1.4 mm [.055 in] Centerline, Tin (Sn), Through Hole - Solder, Power, Ivory, Tray, ATX Power

[View on TE.com >](#)



Connectors > PCB Connectors > PCB Headers & Receptacles



PCB Connector Type: **PCB Mount Header**

PCB Mount Orientation: **Vertical**

Connector System: **Wire-to-Board**

Number of Positions: **6**

Centerline (Pitch): **1.4 mm [ .055 in ]**

## Features

### Product Type Features

PCB Connector Type	PCB Mount Header
Connector System	Wire-to-Board
Sealable	No
Connector & Contact Terminates To	Printed Circuit Board
Connector Product Type	Connector Assembly

### Configuration Features

PCB Mount Orientation	Vertical
Number of Positions	6
Number of Rows	2

### Electrical Characteristics

Operating Voltage	250 VAC
-------------------	---------

### Body Features

Primary Product Color	Ivory
-----------------------	-------



### Contact Features

Contact Underplating Material	Nickel
Contact Underplating Material Thickness	1.27 µm[50 µin]
PCB Contact Termination Area Plating Material Finish	Matte
Mating Tab Width	1.14 mm[.044 in]
PCB Contact Termination Area Plating Material Thickness	3.05 µm[120.07 µin]
Contact Layout	Matrix
Mating Tab Thickness	1.1 mm[.043 in]
Contact Mating Area Plating Material	Tin (Sn)
Contact Mating Area Plating Material Finish	Matte
Contact Mating Area Plating Material Thickness	3.05 µm[120.07 µin]
Contact Type	Pin
Contact Current Rating (Max)	9 A
PCB Contact Termination Area Plating Material	Tin

### Termination Features

Rectangular Termination Post & Tail Width	1.14 mm[.044 in]
Rectangular Termination Post & Tail Thickness	.55 mm[.021 in]
Termination Method to PCB	Through Hole - Solder

### Mechanical Attachment

Mating Alignment Type	Polarization
PCB Mount Alignment	Without
Mating Retention	Without
PCB Mount Retention	With
Connector Mounting Type	Board Mount
Mating Alignment	With

### Housing Features

Centerline (Pitch)	1.4 mm[.055 in]
Housing Material	PA 9T

### Dimensions

Row-to-Row Spacing	4.2 mm[.165 in]
--------------------	-----------------

### Usage Conditions

Operating Temperature Range	-25 – 85 °C[-13 – 185 °F]
-----------------------------	---------------------------



### Operation/Application

Circuit Application	Power
---------------------	-------

### Industry Standards

UL Flammability Rating	UL 94V-0
------------------------	----------

### Packaging Features

Packaging Method	Tray
------------------	------

### Product Compliance

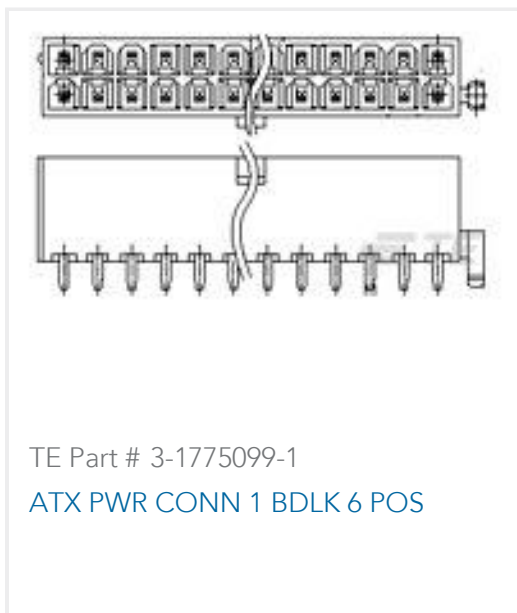
[For compliance documentation, visit the product page on TE.com>](#)

EU RoHS Directive 2011/65/EU	Compliant
EU ELV Directive 2000/53/EC	Compliant
China RoHS 2 Directive MIIT Order No 32, 2016	No Restricted Materials Above Threshold
EU REACH Regulation (EC) No. 1907/2006	Current ECHA Candidate List: JAN 2025 (247) Candidate List Declared Against: JAN 2025 (247) Does not contain REACH SVHC
Halogen Content	Not Low Halogen - contains Br or Cl > 900 ppm.
Solder Process Capability	Wave solder capable to 265°C

#### Product Compliance Disclaimer

This information is provided based on reasonable inquiry of our suppliers and represents our current actual knowledge based on the information they provided. This information is subject to change. The part numbers that TE has identified as EU RoHS compliant have a maximum concentration of 0.1% by weight in homogenous materials for lead, hexavalent chromium, mercury, PBB, PBDE, DBP, BBP, DEHP, DIBP, and 0.01% for cadmium, or qualify for an exemption to these limits as defined in the Annexes of Directive 2011/65/EU (RoHS2). Finished electrical and electronic equipment products will be CE marked as required by Directive 2011/65/EU. Components may not be CE marked. Additionally, the part numbers that TE has identified as EU ELV compliant have a maximum concentration of 0.1% by weight in homogenous materials for lead, hexavalent chromium, and mercury, and 0.01% for cadmium, or qualify for an exemption to these limits as defined in the Annexes of Directive 2000/53/EC (ELV). Regarding the REACH Regulation, the information TE provides on SVHC in articles for this part number is based on the latest European Chemicals Agency (ECHA) 'Guidance on requirements for substances in articles' posted at this URL: <https://echa.europa.eu/guidance-documents/guidance-on-reach>

### Compatible Parts




TE Part # 3-1775099-1  
ATX PWR CONN 1 BDLK 6 POS

### Also in the Series | ATX Power




DVI Receptacles(3)



PCB Headers & Receptacles(32)



Rectangular Power Connectors(32)



Wire-to-Board Headers & Receptacles (32)

### Customers Also Bought



TE Part #MS580314BA01-00  
MS5803-14BA01 DIGIT PRESSURE SENSOR TUBE



TE Part #2-34168-1  
TERMINAL,PG R 12-10 6



TE Part #2-320634-1  
TERMINAL,PIDG R 12-10 6



TE Part #2-342104-1  
TAPE MOUNTED 22-16 F.E. TERMIN



TE Part #4-1419111-2  
PT270024



TE Part #2007464-1  
SFP+ 1x1 Cage Assy, PF,with Heatsink




TE Part #2065769-1  
Zd Plus 2 pair receptacle assy



TE Part #2274215-1  
MINISAS HD 1X1 REC ASSY



TE Part #6116173-4  
INV MJ,1X1,PNL GRD,SHLD,LED (Y/G)



TE Part #124098-E  
ERMF 88 FS EE \* 3,70 A-H V-V \*\* 247 E-P



## Documents

### CAD Files

#### 3D PDF

3D

#### Customer View Model

[ENG\\_CVM\\_CVM\\_2-1775099-1\\_E.2d\\_dxf.zip](#)

English

#### Customer View Model

[ENG\\_CVM\\_CVM\\_2-1775099-1\\_E.3d\\_igs.zip](#)

English

#### Customer View Model

[ENG\\_CVM\\_CVM\\_2-1775099-1\\_E.3d\\_stp.zip](#)

English

By downloading the CAD file I accept and agree to the [Terms and Conditions](#) of use.

### Product Specifications

#### Product Specification

English

#### Product Specification

English