



Connectors > RF Connectors > Coax Connectors



RF Interface: **4.3-10**

RF Connector Style: **Plug**

RF Connector Mated Outer Diameter (Approximate): **25 mm [.984 in]**

Impedance: **50 Ω**

RF Connector Coupling Mechanism: **Screw**

Features

Product Type Features

Connector Seal & Plug Type	Interface Seal
Connector Product Type	Connector Assembly
Connector Shape	Circular
RF Interface	4.3-10
RF Connector Style	Plug
Connector System	Cable-to-Cable
Sealable	Yes
Connector & Contact Terminates To	Wire & Cable

Configuration Features

Number of Coaxial Contacts	1
----------------------------	---

Electrical Characteristics

Impedance	50 Ω
-----------	------

Body Features

Cable Connector Orientation	Straight
Body Material	Brass
Body Material Finish	Bright
Body Plating Material	White Bronze

Contact Features

--	--



RF Connector Center Contact Plating Material	Silver (Ag)
--	-------------

RF Connector Center Contact Material	Bronze
--------------------------------------	--------

Termination Features

Termination Post & Tail Length	0 mm[0 in]
--------------------------------	------------

Termination Method to Wire & Cable	Clamp
------------------------------------	-------

Mechanical Attachment

RF Connector Coupling Mechanism	Screw
---------------------------------	-------

Connector Mounting Type	Cable Mount (Free-Hanging)
-------------------------	----------------------------

RF Contact Captivation Method	Screw
-------------------------------	-------

Dimensions

Product Length	49.2 mm
----------------	---------

RF Connector Mated Outer Diameter (Approximate)	25 mm[.984 in]
---	----------------

Usage Conditions

Insulation Option	Uninsulated
-------------------	-------------

Operation/Application

Operating Frequency Range	0 – 6 GHz
---------------------------	-----------

Packaging Features

Packaging Quantity	150
--------------------	-----

Packaging Method	Box
------------------	-----

Other

Coupling Nut Plating Material	Nickel
-------------------------------	--------

Gasket Material	Silicone Rubber
-----------------	-----------------

Coupling Nut Base Material	Brass
----------------------------	-------

Coupling Nut Plating Finish	Plated
-----------------------------	--------

Dielectric Material	PTFE
---------------------	------

Product Compliance

[For compliance documentation, visit the product page on TE.com>](#)

EU RoHS Directive 2011/65/EU	Compliant with Exemptions
------------------------------	---------------------------

EU ELV Directive 2000/53/EC	Not Yet Reviewed
-----------------------------	------------------

China RoHS 2 Directive MIIT Order No 32, 2016	Restricted Materials Above Threshold
---	--------------------------------------

EU REACH Regulation (EC) No. 1907/2006	
--	--



Current ECHA Candidate List: JAN 2025
(247)

Candidate List Declared Against: JAN 2023
(233)

SVHC > Threshold:

Pb (4% in Component Part)

Article Safe Usage Statements:

Do not eat, drink or smoke when using this product. Wash thoroughly after handling. Recycle if possible and dispose of the article by following all applicable governmental regulations relevant to your geographic location.

Halogen Content

Low Halogen - Br, Cl, F, I < 900 ppm per homogenous material. Also BFR/CFR/PVC Free

Solder Process Capability

Not reviewed for solder process capability


Product Compliance Disclaimer

This information is provided based on reasonable inquiry of our suppliers and represents our current actual knowledge based on the information they provided. This information is subject to change. The part numbers that TE has identified as EU RoHS compliant have a maximum concentration of 0.1% by weight in homogenous materials for lead, hexavalent chromium, mercury, PBB, PBDE, DBP, BBP, DEHP, DIBP, and 0.01% for cadmium, or qualify for an exemption to these limits as defined in the Annexes of Directive 2011/65/EU (RoHS2). Finished electrical and electronic equipment products will be CE marked as required by Directive 2011/65/EU. Components may not be CE marked. Additionally, the part numbers that TE has identified as EU ELV compliant have a maximum concentration of 0.1% by weight in homogenous materials for lead, hexavalent chromium, and mercury, and 0.01% for cadmium, or qualify for an exemption to these limits as defined in the Annexes of Directive 2000/53/EC (ELV). Regarding the REACH Regulation, the information TE provides on SVHC in articles for this part number is based on the latest European Chemicals Agency (ECHA) 'Guidance on requirements for substances in articles' posted at this URL: <https://echa.europa.eu/guidance-documents/guidance-on-reach>

Customers Also Bought



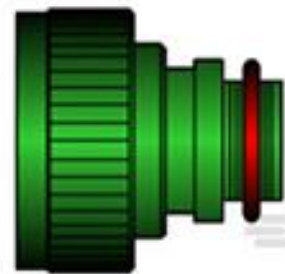
TE Part #293973-000
TXR40AB00-1612AI



TE Part #165805-000
D-602-0144



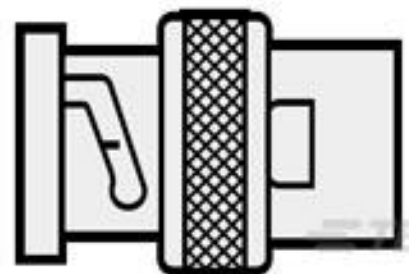
TE Part #658819-000
TXR40AB00-1006AI




TE Part #554173-000
TXR40AB00-1406AI



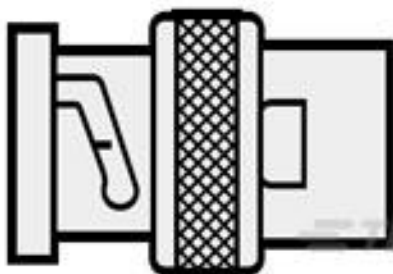
TE Part #430079-000
7528A5314-0



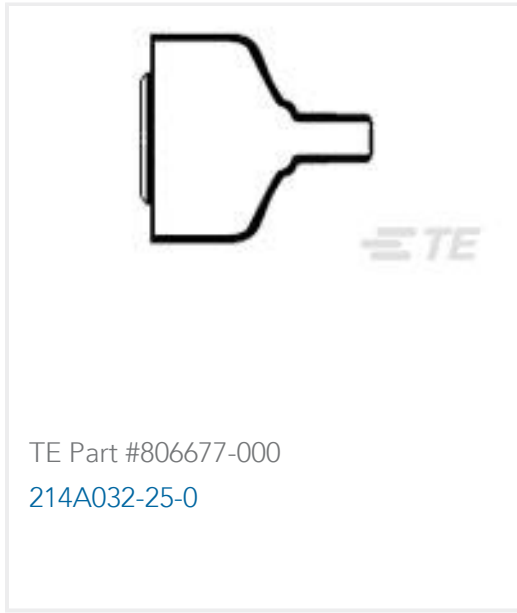
TE Part #918455-000
RBD-75-S-00



TE Part #980286-000
242W042-25-0



TE Part #900469-000
RBD-50-M-00



Documents

Product Drawings

[4.3-10 STR PLUG,SCREW,CLAMP,1-2SF CABLE](#)

English

CAD Files

[3D PDF](#)

3D

Customer View Model

[ENG_CVM_CVM_2081970-1_A.2d_dxf.zip](#)

English

Customer View Model

[ENG_CVM_CVM_2081970-1_A.3d_igs.zip](#)

English

Customer View Model

[ENG_CVM_CVM_2081970-1_A.3d_stp.zip](#)

English

By downloading the CAD file I accept and agree to the [Terms and Conditions](#) of use.

Product Specifications

[Product Specification](#)

English

Instruction Sheets

[Instruction Sheet \(U.S.\)](#)

English