

1969730-5 ✓ ACTIVE

### Economy Power 2.5


TE Internal #: 1969730-5

PCB Mount Header, Vertical, Wire-to-Board, 5 Position, 2.5 mm [.098 in] Centerline, Fully Shrouded, Tin (Sn), Through Hole - Solder, Economy Power 2.5

[View on TE.com >](#)



Connectors > PCB Connectors > PCB Headers & Receptacles



PCB Connector Type: **PCB Mount Header**

PCB Mount Orientation: **Vertical**

Connector System: **Wire-to-Board**

Number of Positions: **5**

Centerline (Pitch): **2.5 mm [.098 in]**

## Features

### Product Type Features

PCB Connector Type	PCB Mount Header
Connector System	Wire-to-Board
Header Type	Fully Shrouded
Sealable	No
Connector & Contact Terminates To	Printed Circuit Board
Connector Product Type	Connector Assembly

### Configuration Features

PCB Mount Orientation	Vertical
Number of Positions	5
Number of Rows	1

### Body Features

Primary Product Color	Natural
-----------------------	---------

### Contact Features

Contact Underplating Material	Nickel
-------------------------------	--------



Mating Pin Diameter	.6 mm[.024 in]
Contact Mating Area Plating Material	Tin (Sn)
Contact Mating Area Plating Material Finish	Bright
Contact Mating Area Plating Material Thickness	2 – 5 µm[80 – 200 µin]
Contact Type	Pin
Contact Current Rating (Max)	4.2 A

### Termination Features

Termination Post & Tail Diameter	.6 mm[.024 in]
Termination Method to PCB	Through Hole - Solder

### Mechanical Attachment

PCB Mount Retention Type	Boardlock
Mating Alignment Type	Polarization
PCB Mount Alignment Type	Locating Posts
PCB Mount Alignment	With
Mating Retention	With
PCB Mount Retention	With
Connector Mounting Type	Board Mount
Mating Alignment	With

### Housing Features

Centerline (Pitch)	2.5 mm[.098 in]
Housing Material	PBT GF

### Usage Conditions

Operating Temperature Range	-55 – 105 °C[-67 – 221 °F]
-----------------------------	----------------------------

### Operation/Application

Circuit Application	Power & Signal
---------------------	----------------

### Industry Standards

UL Flammability Rating	UL 94V-0
------------------------	----------

### Packaging Features

Packaging Method	Bag, Box
------------------	----------

## Product Compliance

[For compliance documentation, visit the product page on TE.com>](#)



EU RoHS Directive 2011/65/EU	Compliant
EU ELV Directive 2000/53/EC	Compliant
China RoHS 2 Directive MIIT Order No 32, 2016	No Restricted Materials Above Threshold
EU REACH Regulation (EC) No. 1907/2006	Current ECHA Candidate List: JAN 2025 (247) Candidate List Declared Against: JAN 2021 (211) Does not contain REACH SVHC
Halogen Content	Not Low Halogen - contains Br or Cl > 900 ppm.
Solder Process Capability	Not reviewed for solder process capability

Product Compliance Disclaimer

This information is provided based on reasonable inquiry of our suppliers and represents our current actual knowledge based on the information they provided. This information is subject to change. The part numbers that TE has identified as EU RoHS compliant have a maximum concentration of 0.1% by weight in homogenous materials for lead, hexavalent chromium, mercury, PBB, PBDE, DBP, BBP, DEHP, DIBP, and 0.01% for cadmium, or qualify for an exemption to these limits as defined in the Annexes of Directive 2011/65/EU (RoHS2). Finished electrical and electronic equipment products will be CE marked as required by Directive 2011/65/EU. Components may not be CE marked. Additionally, the part numbers that TE has identified as EU ELV compliant have a maximum concentration of 0.1% by weight in homogenous materials for lead, hexavalent chromium, and mercury, and 0.01% for cadmium, or qualify for an exemption to these limits as defined in the Annexes of Directive 2000/53/EC (ELV). Regarding the REACH Regulation, the information TE provides on SVHC in articles for this part number is based on the latest European Chemicals Agency (ECHA) 'Guidance on requirements for substances in articles' posted at this URL: <https://echa.europa.eu/guidance-documents/guidance-on-reach>

## Compatible Parts



TE Part # 1969730-3  
EP2.5 SHROUDED HDR ASSY 3P VERTICAL



TE Part # 1969730-9  
EP2.5 SHROUDED HDR ASSY 9P VERTICAL



TE Part # 1-1969730-4  
EP2.5 SHROUDED HDR ASSY 14P VERTICAL



TE Part # 1969730-7  
EP2.5 SHROUDED HDR ASSY 7P VERTICAL



TE Part # 1-1969730-1  
EP2.5 SHROUDED HDR ASSY 11P VERTICAL



TE Part # 1969730-6  
EP2.5 SHROUDED HDR ASSY 6P VERTICAL



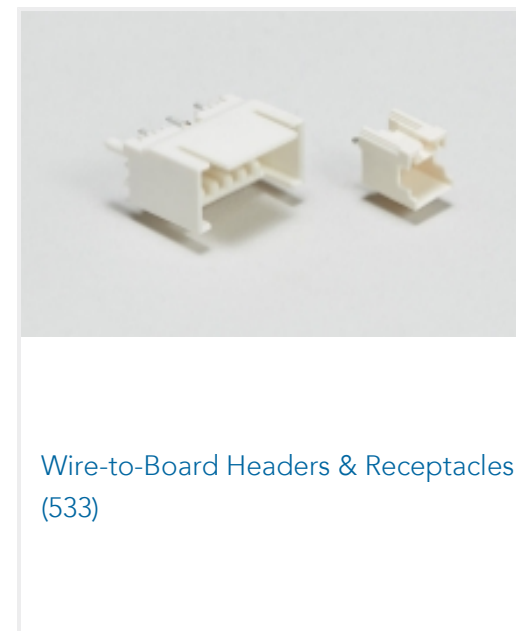
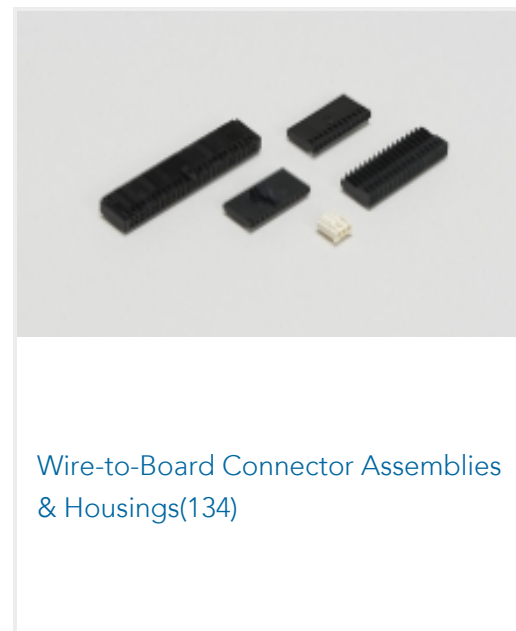

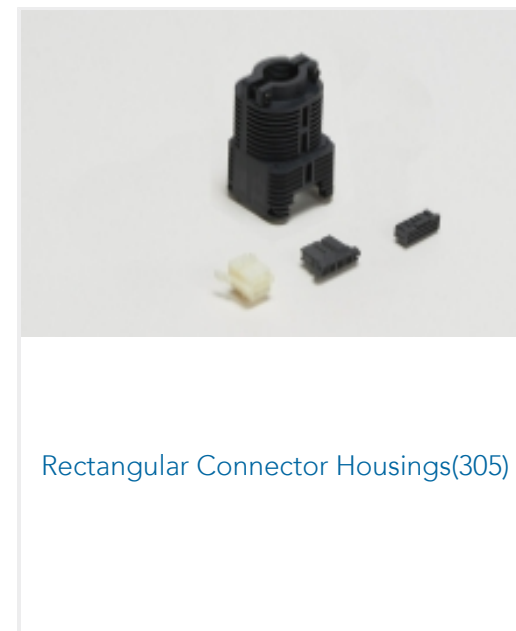

TE Part # 2132230-5  
EP2.5 Shrouded HDR ASSY 5P VER



TE Part # 1969730-2  
EP2.5 SHROUDED HDR ASSY 2P VERTICAL



## Also in the Series | Economy Power 2.5



## Customers Also Bought





## Documents

### Product Drawings

#### EP2.5 SHROUDED HDR ASSY 5P VERTICAL

English

### CAD Files

#### 3D PDF

3D

#### Customer View Model

[ENG\\_CVM\\_CVM\\_1969730-5\\_A.2d\\_dxf.zip](#)

English

#### Customer View Model

[ENG\\_CVM\\_CVM\\_1969730-5\\_A.3d\\_igs.zip](#)

English

#### Customer View Model

[ENG\\_CVM\\_CVM\\_1969730-5\\_A.3d\\_stp.zip](#)

English

By downloading the CAD file I accept and agree to the [Terms and Conditions](#) of use.

### Datasheets & Catalog Pages

#### 7-1773461-6\_EP2.5\_Connector\_Series

English

### Product Specifications

#### Application Specification

English

### Agency Approvals

#### VDE Certificate

English